

# HUMAN DESIGN **LUNAR RETURN REPORT**





# CONTENTS

---

Your Human Design Lunar Return	4
Your Lunar Return Chart	7
Summary of Lunar Return Activations & Themes	9
Introduction – The Cycle Cross	10
Cycle Cross: The Right Angle Cross of Tension 1	10
Cycle Profile Introduction	13
Cycle Profile Theme – 1/3 Profile	13
Introduction – Your Lunar Return Nodal Environments	14
Conscious Nodal Environment: SN Gate 4 / NN Gate 49	14
Conscious Nodal Line Theme: First Line Lunar Nodes	16
Unconscious Nodal Environment: SN Gate 4 / NN Gate 49	17
Unconscious Nodal Line Theme: Third Line Lunar Nodes	19
Overview of Lunar Return Center Themes	20
Lunar cycle Theme: Solar Plexus Center Impacted	20
Lunar cycle Theme: Heart Center Impacted	20
Lunar cycle Theme: G Center Impacted	20
Lunar cycle Theme: Ajna Center Impacted	20
Lunar cycle Theme: Head Center Impacted	20
Lunar Cycle Center Themes: Defined Solar Plexus Center	22
Lunar Cycle Center Themes: Defined Heart Center	25
Lunar Cycle Center Themes: Defined G Center	28
Lunar Cycle Center Themes: Ajna Center	30
Lunar Cycle Center Themes: Head Center	33



# CONTENTS

---

Overview of the Lunar Return Channel Themes	36
Personal Channels	39
Activations of Channel 2551: Initiation	40
Activations of Channel 3740: Community	47
Educational Channels	55
Activations of Channel 0463: Logic	56
Introduction to Environmental Gates	65
Environmental Gates by: Head Center	66
Environmental Gates by: Ajna Center	68
Environmental Gates by: Throat Center	72
Environmental Gates by: G Center	76
Environmental Gates by: Heart Center	80
Environmental Gates by: Splenic Center	81
Environmental Gates by: Sacral Center	82
Environmental Gates by: Solar Plexus Center	86
Environmental Gates by: Root Center	90
The Not-Self: Your Undefined Centers	96
Lunar Cycle Center Theme: Undefined Sacral Center	96
Lunar Cycle Center Theme: Undefined Throat Center	98
Conclusion	100



## Your Human Design Lunar Return

The **Lunar Return** in Human Design is a monthly cycle that marks the moment the Moon returns to the exact position it was in at the time of your birth. This return highlights the shifting emotional and energetic themes that influence your life over the course of the next 28-29 days. As a fast-moving celestial body, the Moon represents the rhythms and tides of your inner world—your emotions, instincts, and subconscious patterns.

For those with a defined Lunar Authority in Human Design (Reflectors), the Lunar Return is a particularly significant event. It mirrors the continuous cycle of self-discovery and clarity that Reflectors experience as they track the Moon's movement through the gates and channels of their chart. However, the Lunar Return also offers valuable insight for all Types, as the Moon's energy can influence the subtleties of your emotional landscape and decision-making process.

Rather than viewing the Lunar Return as a fleeting moment, it can be embraced as a time of introspection, recalibration, and connection to your inner rhythms. By aligning yourself with the Moon's cycles, you can learn to navigate the ebb and flow of life with greater awareness and ease.

### Key Themes of the Lunar Return

To navigate your Lunar Return effectively, key themes to explore include:

- Reflecting on your emotional patterns and how they influence your decisions
- Recognizing the shifting energetic influences in your chart as the Moon moves through gates and centers
- Tuning into your instincts and subconscious to gain clarity on what feels aligned
- Using this cycle as an opportunity to reset, recharge, and realign with your Strategy and Inner Authority

The Lunar Return invites you to embrace the natural ebb and flow of life. By observing these cycles, you can deepen your connection to your inner world and work in harmony with the Moon's rhythms.

### The Lunar Return and Reflectors

For Reflectors, the Lunar Return is especially significant, as the Moon's movement through the chart directly influences how they experience life. The Moon activates different gates and centers throughout the month, providing Reflectors with a unique perspective on their environment and the people around them. The Lunar Return marks the beginning of a new monthly cycle, offering Reflectors an opportunity to reset and observe the energetic patterns of the coming weeks. During this time:

Reflectors can gain clarity by reflecting on the themes and lessons of the past month.

- The Lunar Return provides a moment to pause and assess whether their environment and community feel aligned.
- Reflectors may notice recurring patterns or themes that highlight areas for growth or refinement.

By honoring the Lunar Return, Reflectors can use this time to deepen their self-awareness and make decisions that align with their true nature.



### Lunar Influence for All Types

While the Lunar Return holds special significance for Reflectors, it also impacts all Types by influencing emotional patterns and instincts. For those with defined Authority, the Lunar Return can amplify or highlight certain emotional themes, offering an opportunity to reflect on how these patterns align with your design.

This means:

- **Your Type's Strategy** remains your primary guide for navigating the emotional and energetic themes of the Lunar Return.
- **Your Inner Authority** continues to serve as your compass as you reflect on the Moon's influence.

The Lunar Return provides a moment to pause, observe, and recalibrate, helping you realign with your authentic self.

By staying grounded in your Strategy and Inner Authority, you can work with the Moon's energy to support your growth and alignment.

### Embracing the Gift of Your Lunar Return

The Lunar Return is a powerful opportunity to reconnect with your inner world, reflect on your emotional patterns, and realign with your authentic self. It invites you to honor the natural rhythms of life, using each monthly cycle as a chance to reset and grow. For Reflectors, it's a time to gain clarity and assess alignment with their environment, while for all Types, it offers a moment of introspection and recalibration.

By staying true to your Strategy and Inner Authority, you can navigate the Lunar Return with awareness and confidence, using the Moon's energy as a guide to live in greater harmony with your design. This is your chance to embrace the flow of life, honor your instincts, and move through each new cycle with clarity and purpose.



## The Nature of Cycles

Astrological cycles don't "end" in an absolute sense. When one cycle transitions into another, the earlier cycle shifts into the background while its effects and lessons continue to influence you.

For example:

### 1st Saturn Return (Around Age 29-30):

- The 1st Saturn Return marks a major turning point, signalling the end of the first Saturn cycle and the beginning of a new phase of maturity.
- After this, Saturn's influence doesn't disappear—it integrates into your life. It becomes part of your foundation and continues to work in the background as you build on the lessons learned during the first cycle.
- However, its *active* influence fades as other cycles (e.g., Uranus Opposition, Chiron Return) take precedence.

### 2nd Saturn Return (Around Age 58-60):

- The 2nd Saturn Return brings Saturn to the foreground again, revisiting the themes of responsibility, discipline, and life structure.
- While the 2nd Saturn Return is a distinct phase, it builds on the lessons of the 1st Saturn cycle, which has been simmering in the background for decades.
- After the 2nd Saturn Return, Saturn's influence again recedes into the background but continues to shape long-term patterns.

## What About Other Cycles, Like Uranus, Chiron, Lunar, Mars, Venus?

The same principle applies:

- **Uranus:** Uranus Opposition (around age 40-42) doesn't mean Uranus disappears after that point. Its themes of freedom and individuality remain, but they shift into the background as other cycles (like Chiron) take precedence. Uranus comes to full completion at the Uranus Return (around age 84).
- **Chiron:** Chiron's influence begins to peak at the Chiron Return (around age 50) and continues in the foreground for many years, but it doesn't "end" until well into old age—for those who live long enough.

## Interlocking Cycles

So, cycles don't "end" in an absolute sense—they overlap and interlock:

- Earlier cycles (like the 1st Saturn cycle) become part of the thematic foundation of your life.
- Subsequent cycles (like Uranus and Chiron) take the foreground, but Saturn's influence remains present in the background.
- These cycles are cumulative and layered—each one builds on the last, creating a lifelong interplay of energies.

## Final Thought:

Think of these cycles like a symphony:

- Saturn might play the dominant melody early on, but as Uranus, Chiron, and other planetary cycles join in, Saturn's melody fades into the background. It's still there, harmonizing with the other instruments, but it's no longer the dominant sound.

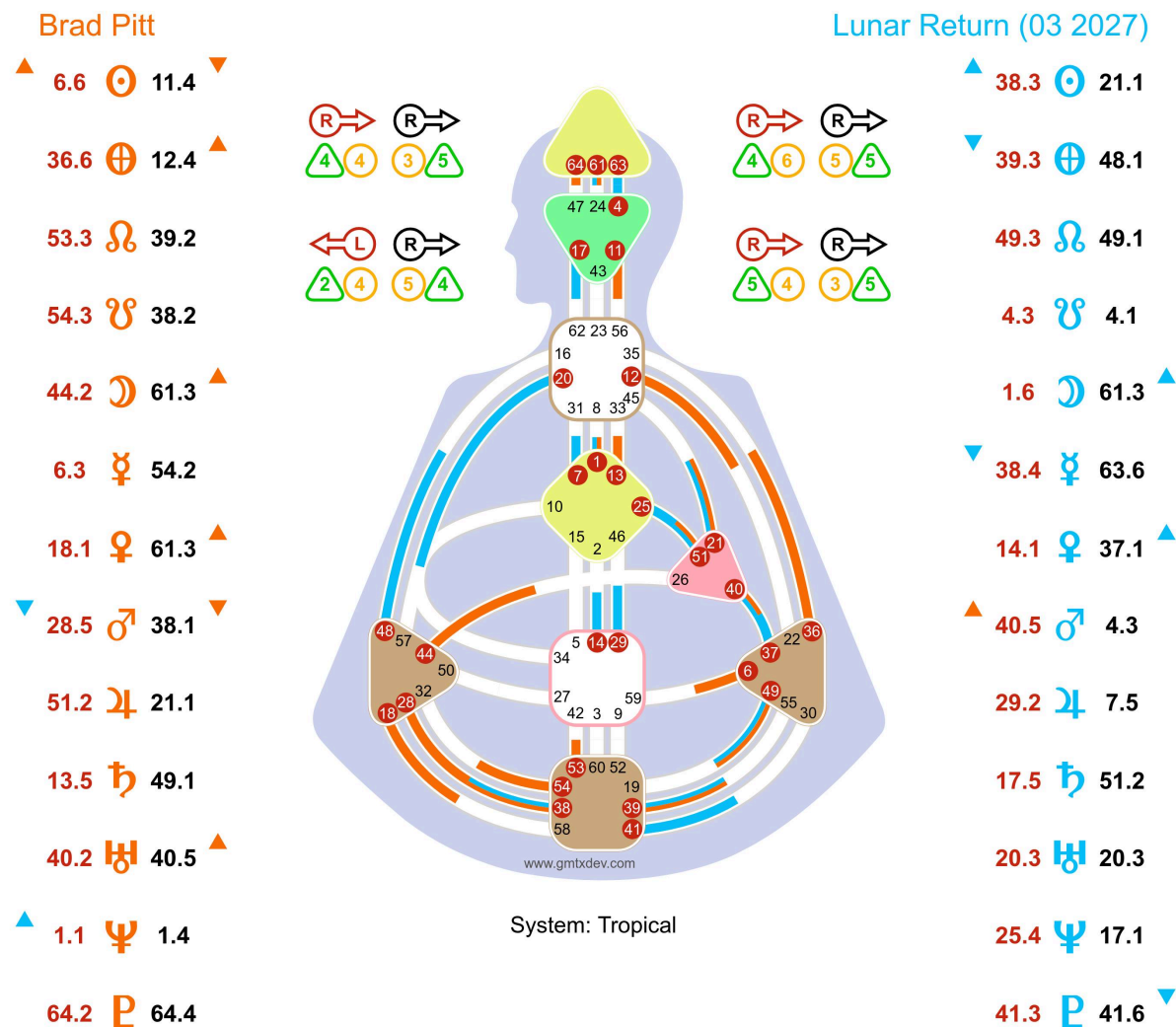




## Your Lunar Return Chart

**Birth Details:** Brad Pitt, 18/12/1963, 06:31:00, Shawnee, United States

**Lunar Return:** 31/03/2027, 04:45:57



### WELCOME

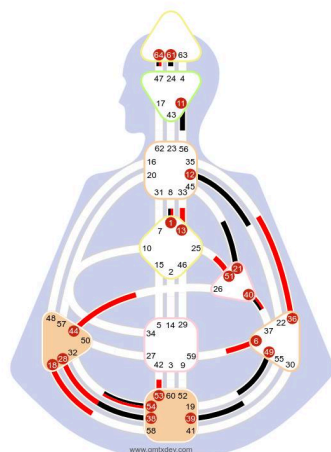
Brad, the chart displayed is your Quantum Lunar Return. In the left-hand column below your name are the unconscious (Design) and conscious (Personality) Gates, Lines, and Planets. To the right are the Lunar Return details. Your Foundation Chart details appear to the right of this welcome message, serving as a reminder to always follow your Inner Authority and Strategy.

### FOUNDATION CHART

<b>Type</b>	Projector
<b>Profile</b>	4/6 - Opportunistic / Role Model
<b>Strategy</b>	Wait for Invitation
<b>Authority</b>	Splenic



PRINT THIS PAGE



Definition:  
Triple Split

**Brad Pitt**

▲ 6.6 ☉ 11.4 ▼

36.6 ⊕ 12.4 ▲

53.3 ♀ 39.2

54.3 ♀ 38.2

44.2 ☾ 61.3 ▲

6.3 ♀ 54.2

18.1 ♀ 61.3 ▲

▼ 28.5 ♂ 38.1 ▼

51.2 ♀ 21.1

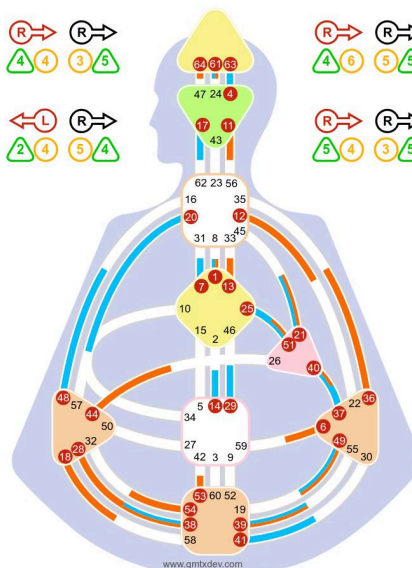
13.5 ♂ 49.1

40.2 ♂ 40.5 ▲

▲ 1.1 ♀ 1.4

64.2 ♀ 64.4

**Personal Channels**  
Initiation (25-51)  
Community (37-40)



System: Tropical

## Connection Channels

**Educational Channels**  
Logic (4-63)

**Lunar Return (03 2027)**

**Pe-Exp** ▲ 38.3 ☉ 21.1 **Pe-Exp**

**Pe-Exp** ▼ 39.3 ⊕ 48.1 **Pe-Exp**

Env 49.3 ♀ 49.1 Env

**Ed-Dir** 4.3 ♀ 4.1 **Ed-Dir**

Env 1.6 ☾ 61.3 ▲ Env

Env ▼ 38.4 ♀ 63.6 **Ed-Pn**

Env 14.1 ♀ 37.1 ▲ **Pe-Pn**

**Ed-Pn** ▲ 40.5 ♂ 4.3 **Ed-Pn**

Env 29.2 ♀ 7.5 Env

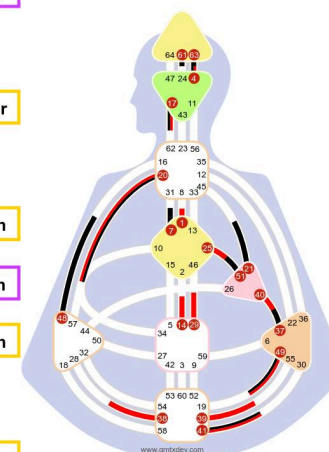
Env 17.5 ♂ 51.2 **Ed-Dev**

Env 20.3 ♂ 20.3 Env

**Pe-Dev** 25.4 ♀ 17.1 Env

Env 41.3 ♀ 41.6 ▼ Env

**Birth Channels**  
Struggle (28-38)



Predictor Keys

**Ed-Dev** Educational Developmental  
**Ed-Dir** Educational Directional  
**Ed-Pn** Educational Person  
**Env** Environmental  
**Pe-Dev** Personal Developmental  
**Pe-Dir** Personal Directional  
**Pe-Pn** Personal Person  
**Pe-Exp** Personal Experimental





## Summary of Lunar Return Activations & Themes

Planets		Gate	Line	Theme
Sun: Radiance	P	21 - Biting Through	1 - Warning	Environmental
	D	38 - Opposition	3 - Alliance	Environmental
Earth: Grounding	P	48 - The Well	1 - Insignificance	Environmental
	D	39 - Obstruction	3 - Responsibility	Environmental
Moon: Focus	P	61 - Inner Truth	3 - Interdependence	Environmental
	D	1 - The Creative	6 - Objectivity	Environmental
True Node: Future Direction	P	49 - Revolution	1 - The Law of Necessity	Environmental
	D	49 - Revolution	3 - Popular discontent	Environmental
Mean Node: Past Direction	P	4 - Youthful Folly	1 - Pleasure	Directional
	D	4 - Youthful Folly	3 - Irresponsibility	Directional
Mercury: Communication	P	63 - After Completion	6 - Nostalgia	Person
	D	38 - Opposition	4 - Investigation	Person
Venus: Values	P	37 - The Family	1 - The Mother / Father	Person
	D	14 - Possession In Great Measure	1 - Money isn't everything	Person
Mars: Maturing Energy	P	4 - Youthful Folly	3 - Irresponsibility	Person
	D	40 - Deliverance	5 - Rigidity	Person
Jupiter: Law and Protection	P	7 - The Army	5 - The General	Environmental
	D	29 - The Abysmal	2 - Assessment	Environmental
Saturn: Rules and Discipline	P	51 - The Arousing	2 - Withdrawal	Developmental
	D	17 - Following	5 - No man is an island	Developmental
Uranus: Unusualness	P	20 - Contemplation	3 - Self-awareness	Environmental
	D	20 - Contemplation	3 - Self-awareness	Environmental
Neptune: Distraction	P	17 - Following	1 - Openness	Environmental
	D	25 - Innocence	4 - Survival	Environmental
Pluto: Truth	P	41 - Decrease	6 - Contagion	Environmental
	D	41 - Decrease	3 - Efficiency	Environmental
P = Personality. This is classified as the conscious side.				
D = Design. This is classified as the unconscious side.				



## Introduction - The Cycle Cross

Your Cycle Incarnation Cross represents the themes you are here to learn and understand during this period. It highlights the energies influencing your experiences and serves as a blueprint to deepen the impact of your Foundation Incarnation Cross throughout this cycle.

By exploring your Cycle Cross—determined by the positions of the cycle's conscious and unconscious Sun and Earth—you can uncover the themes and patterns shaping your journey during this time. This understanding provides valuable insights into the core energies, potential challenges, and the lessons you are here to embody in this cycle.

Recognizing and embodying your Cycle Cross can help you identify the obstacles you may encounter, the strengths you can leverage, and how these energies interact with your Foundation Incarnation Cross. This awareness empowers you to navigate life with greater clarity and purpose, aligning your actions with the themes and growth opportunities unique to this cycle.

### Cycle Cross: The Right Angle Cross of Tension 1

During this cycle, you embody a powerful combination of energies that shape your life's lessons and interactions with the world. The Cycle Cross of Tension weaves together the influence of control, depth, opposition, and provocation. This combination creates a unique and potent expression of willpower, insight, perseverance, and transformative action. These energies offer you opportunities to take charge, explore complexity, overcome challenges, and provoke meaningful change in your life and the lives of others.

#### Geometry: Right Angle

Having a Right Angle Incarnation Cross in this cycle means your journey is deeply personal, emphasizing self-exploration and individual experiences. The theme of this cycle revolves around personal growth and self-discovery, guiding you toward a deeper understanding of yourself. This path encourages you to explore your unique talents, desires, and challenges, helping you cultivate a strong sense of identity and purpose.

By focusing on internal growth, you shape your understanding of the world and your place within it, fostering a profound connection with your true self. While your journey centers on personal fulfillment, it naturally influences others. As you pursue your unique path, your authenticity and determination become a source of inspiration to those around you.

By staying true to your path, you embody the power of living in alignment with your true nature. This authenticity not only strengthens your personal journey but also inspires others to embark on their own paths of self-discovery. In this way, your personal growth becomes a catalyst for positive change in the lives you touch during this cycle.

#### Interactions with Your Foundation Cross

If your Foundation Cross is Left Angle (and thus transpersonal): This cycle deepens your understanding of transpersonal themes, offering opportunities to refine and expand your role within the collective.

If your Foundation Cross is Right Angle (and thus personal destiny): This cycle opens you to new transpersonal possibilities, encouraging you to explore how your personal journey intersects with the collective experience.

If your Foundation Cross is Juxtaposed (and thus fixed fate): This cycle introduces you to the essence of transpersonal geometry, allowing you to experience a broader connection to the collective for the duration of this cycle.

**Quarter: Initiation (Theme of Mind)**

In the Quarter of Initiation, this cycle centers on the mind and the transformative power of education. This phase emphasizes intellectual growth, the pursuit of knowledge, and the ability to inspire others through the exchange of ideas. It invites you to explore new concepts, expand your understanding, and engage in continuous learning with curiosity and openness.

During this cycle, your journey is one of mental exploration—pushing the boundaries of understanding and fostering innovation. By embracing the themes of this quarter, you align with its purpose: to develop a deeper comprehension of the world, your role within it, and the valuable insights you can contribute.

This quarter encourages you to cultivate a mindset of curiosity, share your discoveries, and inspire meaningful dialogue. Your dedication to learning and sharing knowledge not only enriches your own life but also serves as a beacon for those around you, fostering growth and enlightenment within your community.

**Cycle Conscious Sun in Gate 21: (The Gate of Control)**

During this cycle, you will experience the energy of Gate 21, which represents the power of control and willpower. This energy gives you a natural awareness of your ability to take charge and manage resources effectively. You may find yourself with a deep capacity for exerting influence and guiding others through your innate sense of control. Gate 21 offers the potential to shape personal and collective experiences through willpower and focused determination. This energy encourages you to embrace leadership, ensuring that your control creates order and drives growth during this time.

**Cycle Conscious Earth in Gate 48: (The Gate of Depth)**

During this cycle, Gate 48 will ground your control-oriented energy in the realm of depth and complexity. This energy brings opportunities to balance your sense of control with a deeper understanding of intricate situations. Gate 48 invites you to harmonize your willpower with the ability to analyze and uncover solutions to complex challenges. This grounding influence reminds you that true leadership and control are most effective when paired with insight and thorough knowledge, creating a foundation of wisdom and clarity.

**Cycle Unconscious Sun in Gate 38: (The Gate of Opposition)**

With Gate 38, you will experience an unconscious energy that represents the power of opposition and struggle. This energy gives you an instinctive ability to face challenges and persist in the face of resistance. Gate 38 offers the potential for tenacity and the courage to stand your ground, even when obstacles arise. During this cycle, you may unconsciously embody a spirit of perseverance and determination, inspiring others to remain steadfast in their own struggles. This energy supports you in transforming opposition into opportunities for strength and growth.

**Cycle Unconscious Earth in Gate 39: (The Gate of Provocation)**

With Gate 39, you will experience grounding energy in the realm of provocation and transformation. This energy brings opportunities to channel your capacity for struggle into actions that challenge the status quo and initiate breakthroughs. Gate 39 naturally balances persistence with a provocative nature that stimulates change and growth. During this cycle, this energy supports you in breaking through barriers and creating transformation in both yourself and others, even if you aren't fully aware of this process. This grounding influence allows you to embody a force that inspires movement and progress.

**Integration of the Cycle Cross**

Your journey during this cycle focuses on embodying the essence of "Tension" while navigating its dynamic interplay between control, depth, opposition, and provocation. This cycle encourages you



to consciously engage with the world through your willpower and insight, all while staying grounded in perseverance and transformative action.

At the same time, this journey invites you to integrate the different aspects of "Tension." You will consciously engage with the world through your ability to take charge and analyze complexity, while unconsciously aligning with your capacity to face challenges and provoke meaningful change. This cross gives you a unique ability to merge leadership with resilience, leading to significant contributions to personal and collective growth.

Your path during this cycle is to integrate your conscious awareness of control and depth with your unconscious capacity for facing opposition and provoking transformation. By doing so, you become a powerful force for positive change, embodying the true essence of "Tension" in your approach to life and your interactions with others.

This cycle challenges you to balance and express all aspects of control, depth, opposition, and provocation in a way that is authentic to you and beneficial to the world around you. With the Right Angle Cross of Tension, you are not just navigating challenges and complexity – you are living them. Your integration of willpower, insight, perseverance, and transformative action inspires those around you and contributes to a greater understanding of human strength and growth.

Your cross is designed to create productive tension that pushes others beyond their limits. Through your ability to lead, provoke, and persist, you challenge others to break through barriers and achieve transformation. This unique combination of energies serves as a catalyst for growth, both for yourself and those you interact with, fostering an environment where limits are transcended, and new possibilities emerge.



## Cycle Profile Introduction

---

The cycle profile is determined by the Sun and Earth positions of your Lunar Return. This profile establishes the foundation for the cycle's incarnation cross, representing the themes you are designed to embody and explore during this transformative period.

It's important to note that this cycle profile does not replace your foundational profile. Instead, it introduces an experiential layer of themes that your core profile is designed to engage with, learn from, and evolve through during the Lunar Return. This is a time of deep growth and alignment, as you integrate these new themes into your journey.

### Cycle Profile Theme - 1/3 Profile

In this cycle, you are designed to embody the 1/3 Profile and learn through its unique qualities of investigation and experimentation. The 1/3 Profile brings a natural curiosity and a drive to uncover the foundations of life, urging you to explore, question, and test the structures around you. This cycle invites you to embrace your role as a seeker of truth, someone who learns through trial and error. Every mistake, adjustment, and discovery serves as a stepping stone to building a solid and reliable foundation—not only for yourself but for others as well.

As you move through this cycle, the 1/3 Profile teaches you the value of persistence and resilience. You are here to explore the mechanics of your Cycle Cross theme and uncover its deeper truths by engaging directly with life's challenges. This process may not always be smooth, as growth often comes through the lessons of imperfection. However, it is through this experiential learning that you gain the clarity, stability, and wisdom needed to fulfill your cycle theme.

By embodying and learning about the 1/3 Profile in this cycle, you are designed to develop a deep understanding of both yourself and the world around you. This process is rooted in your ability to investigate, experiment, and refine, allowing you to learn through trial and error. Each experience builds upon the last, creating a solid foundation of knowledge and wisdom. By embracing this journey, you not only enrich your own life but also inspire those around you, demonstrating the profound value of patience, persistence, and discovery.

In this cycle, learning about the conditioning of the 1/3 Profile becomes essential to understanding its nature and purpose. This understanding is the key to unlocking the full potential of your underlying Foundation Incarnation Cross, ensuring its maximum influence. By integrating the themes of investigation, experimentation, and refinement, you align yourself with the deeper purpose of your cycle. This is your opportunity to fully live out the lessons of the 1/3 Profile, weaving them into the greater tapestry of your life's purpose and leaving a meaningful impact on the world.



## Introduction - Your Lunar Return Nodal Environments

The Conscious and Unconscious Gates and Lines of the Lunar Return South and North Nodes represent the overarching environmental themes that serve as a backdrop to your Lunar Return cycle. These nodes, being oppositions, create a framework within which your Lunar Return plays out. These nodes also bring a direction for the environment subtly emphasizing the South or North Node theme depending on how far you are into the cycle.

The environments shaped by the nodes condition the people around you, meaning you will observe these themes reflected in the behaviors and dynamics of those in your surroundings. The nodes represent a directional influence for the cycle, and these conscious and unconscious directions may become personal or educational for you, depending on the specifics of your Lunar Return. Even if the nodes do not form directional channel themes, they still provide an environmental framework within which your Lunar Return is conditioned to unfold.

### Conscious Nodal Environment: SN Gate 4 / NN Gate 49

Your Lunar Return cycle begins with a conscious awareness of the energy of the 4th Gate in Leo, your Lunar Return Conscious South Node. This cycle, the environment around you is shaped by themes of questioning, intellectual curiosity, and the search for solutions. Gate 4, the Gate of Formulization, represents the mental process of creating answers, patterns, and structures to address the questions and doubts that arise in life. The bold and confident energy of Leo amplifies this process, encouraging you to step into the spotlight with your ideas and solutions.

The 4th Gate's energy creates an atmosphere where questions dominate the environment. You may notice people around you grappling with uncertainty, seeking answers to life's complexities. The energy of Leo inspires confidence and creativity, drawing attention to those who are willing to offer solutions. This cycle, you may observe how others turn to quick fixes or temporary answers in an effort to bring clarity to confusion. While these solutions may provide immediate relief, they often lack the depth and longevity needed for lasting change.

In this environment, you are invited to observe how intellectual curiosity and the search for answers shape the world around you. You may find yourself in situations where debates and discussions take center stage, with individuals passionately advocating for their ideas. The energy of Leo encourages bold self-expression, making this a cycle where creative problem-solving and confident communication are highly valued. This focus on intellectual engagement invites you to reflect on your own thought processes, challenging you to refine your ability to formulate answers that are not only clever but also meaningful and sustainable.

However, challenges arise for those who resist this environment. Some may feel overwhelmed by the sheer volume of questions and uncertainties, retreating from engagement rather than stepping into the conversation. Others may rush to offer solutions without fully considering the complexities of the problems they are addressing. The lesson of this environment is to recognize that intellectual curiosity is a process, one that requires patience, persistence, and a willingness to explore possibilities without immediate resolution.

As the cycle progresses, the influence of the 49th Gate in Aquarius, your Lunar Return Conscious North Node, begins to emerge. This energy introduces a shift in the environment toward themes of values, emotional principles, and revolutionary change. Gate 49, the Gate of Principles, represents the process of creating and maintaining ethical structures that support the well-being of communities. The visionary and innovative energy of Aquarius inspires a focus on transformation, challenging established norms and advocating for progress.





This transition from the 4th Gate to the 49th Gate is marked by a growing awareness of the emotional undercurrents that drive decision-making and relationships. While the 4th Gate's energy in Leo is focused on intellectual solutions, the 49th Gate in Aquarius brings a deeper connection to emotional values and collective needs. This shift encourages you to move beyond quick answers, exploring how values and principles can guide meaningful change. It invites you to align mental clarity with emotional authenticity, creating a balance between intellect and heart in your approach to challenges.

The 49th Gate's energy creates an environment where emotional integrity and ethical action take precedence. You may begin to notice how communities or social groups seek alignment with higher principles, calling for leadership that reflects collective values. This environment highlights the importance of emotional connection as the foundation for meaningful change. While the energy of Aquarius pushes for innovation, it also reminds you that true progress must be rooted in a commitment to equity, justice, and the greater good.

This cycle's background environment reflects the interplay between questions and principles, solutions and revolution. Early on, the 4th Gate's energy creates an atmosphere where intellectual curiosity and quick problem-solving take center stage. You may notice individuals or groups seeking immediate answers to life's uncertainties, driven by the Leo-inspired need to shine and lead. The energy of this Gate encourages boldness but also highlights the limitations of surface-level solutions.

As the influence of the 49th Gate grows stronger, the focus shifts to the deeper work of aligning values with action. You may observe environments where ethical principles and emotional dynamics play a larger role in decision-making. The energy of Aquarius promotes innovation and progress, inspiring individuals to challenge outdated systems and create new structures that better reflect collective values. This shift asks you to explore how intellectual solutions and emotional principles can work together to create transformative change.

The dynamics in relationships around you reflect this transition as well. Early in the cycle, you may notice others engaging in lively debates and discussions, seeking clarity and understanding through the exchange of ideas. These interactions may revolve around intellectual exploration, as individuals share their thoughts and perspectives with passion and confidence. As the cycle unfolds, the influence of the 49th Gate encourages a deeper exploration of emotional connection and shared values. This shift creates opportunities for relationships to evolve, guided by a commitment to mutual respect and growth.

By the end of the cycle, you will have observed how the energies of the 4th Gate in Leo and the 49th Gate in Aquarius shape the environment and relationships around you. The themes of questioning and principles invite you to reflect on the balance between intellectual curiosity and emotional depth. This Lunar Return cycle offers you the opportunity to witness how bold ideas and revolutionary values can come together to create meaningful progress. It challenges you to consider how the process of questioning and problem-solving can be enriched by a commitment to ethical principles and collective well-being.

Through these observations, you may gain clarity and inspiration for your own journey. Whether as an observer, participant, or leader, this cycle invites you to explore the balance between seeking answers and upholding principles in your environment. The lessons you witness in the interplay of these energies may provide a deeper appreciation for the power of intellectual growth and emotional alignment, and for the transformative potential that arises when visionary ideas meet ethical action.

This Lunar Return cycle highlights the importance of integrating the mind and heart, as the energies of Leo and Aquarius call for both intellectual courage and emotional wisdom. As you



navigate the themes of questioning and principles, allow yourself to trust the process of discovery, knowing that lasting change is born from the synthesis of clarity and compassion. Let this cycle inspire you to lead with your ideas, connect with your values, and contribute to a world that reflects the balance between intellect and emotion.

## **Conscious Nodal Line Theme: First Line Lunar Nodes**

Your perspective on the Gate defined Lunar Nodal Environments is further shaped by the lines imprinted as part of the Lunar Environment gates.

In this Lunar Return, your Conscious Nodal Environment is imprinted with First Line themes, inviting you to attune to the foundational energies of investigation, introspection, and the pursuit of security. This environment emphasizes questioning, learning, and building stability, and you may notice individuals around you embodying these qualities. In group environments, the First Line often manifests as “The Authoritarian”—those who justify their authority through deep knowledge and expertise. You might observe whether this authority is authentic, built on a solid foundation of investigation and understanding, or whether it is bluster, masking an unstable or incomplete base. In this cycle, your alignment with the First Line perspective will be strengthened by recognizing the importance of true authority arising from depth and stability, particularly as it relates to the themes of your Lunar Nodal gates.

In terms of behavior, First Line energy is also modest and observational, like a chameleon blending into its surroundings. You may notice how individuals in your environment explore and investigate subtly, adapting to circumstances as they observe and gather information. This modest quality is not a lack of confidence but rather a deliberate approach to understanding the environment before taking action. The First Line is also deeply empathic, listening closely to others, not only to connect but also to assess if what they hear can further stabilize their foundation. In this cycle, you are invited to attune to how people in your environment use listening and observation as tools for building knowledge and creating security. These qualities are key indicators that you are in the right place and aligned with the right perspective relative to your Lunar Nodal gates.

A key hallmark of First Line energy is its reluctance to share prematurely. The First Line is designed to hold back until it has built a secure and reliable foundation of knowledge. You may notice individuals in your environment who are cautious about sharing their insights or resources, preferring to preserve their energy until they feel solid in their understanding. This preservation is not selfishness but rather an instinctive awareness of the need for stability before contribution. When these qualities are present, they reflect the natural wisdom of the First Line, ensuring that what is shared is meaningful, clear, and grounded.

In intimate settings, the First Line takes on the role of “The Penetrator,” carefully observing and assessing others to determine whether they are truly right for them. This penetrating quality reflects the First Line’s need for security and alignment before entering deeply into relationships or commitments. You may notice individuals around you behaving in this way—watching, listening, and investigating before they open themselves fully. This dynamic invites you to understand the importance of discernment and careful evaluation in your relationships and interactions in this cycle. When you observe this penetrating quality in others, it signals that you are attuned to the correct perspective in your Lunar Nodal Environment.

In this cycle, your Lunar Nodal Environment highlights the importance of foundational work, intellectual curiosity, and the pursuit of stability. When aligned, the environment will feel supportive, offering opportunities for learning, reflection, and growth. You will notice individuals who embody the First Line’s cautious yet curious approach, whether they are building authority, blending in to investigate, listening empathically, or preserving resources until they feel secure. These qualities confirm that you are in the right place and perspective relative to the themes of



your Lunar Nodal gates. By attuning to these dynamics, you align yourself with a Lunar environment that fosters depth, introspection, and stability.

## Unconscious Nodal Environment: SN Gate 4 / NN Gate 49

Your Lunar Return cycle begins with an unconscious immersion in the energy of the 4th Gate in Leo, your Lunar Return Design South Node. This cycle, your body instinctively navigates an environment shaped by themes of questioning, intellectual curiosity, and the search for solutions. Gate 4, the Gate of Formulization, represents the mental process of creating answers, patterns, and structures to address the questions and doubts that arise in life. The bold and confident energy of Leo amplifies this process, encouraging environments where ideas and solutions take the spotlight.

The 4th Gate's energy creates an atmosphere where questions dominate the environment. Your body senses people around you grappling with uncertainty, seeking answers to life's complexities. The energy of Leo inspires confidence and creativity, drawing attention to those who are willing to offer solutions. Your body may notice how others turn to quick fixes or temporary answers in an effort to bring clarity to confusion. While these solutions may provide immediate relief, they often lack the depth and longevity needed for lasting change.

In this environment, your body observes how intellectual curiosity and the search for answers shape the world around it. Situations may arise where debates and discussions take center stage, with individuals passionately advocating for their ideas. The energy of Leo fosters bold self-expression, creating an atmosphere where creative problem-solving and confident communication are highly valued. This focus on intellectual engagement shapes the environment your body inhabits, compelling it to notice how solutions are formulated and shared.

The energy of the 4th Gate highlights the challenges that arise in environments dominated by questions and uncertainties. Your body senses how some people may feel overwhelmed by the sheer volume of unanswered questions, retreating from engagement rather than stepping into dialogue. Others may rush to offer solutions without fully considering the complexities of the problems they are addressing. Your body notices these dynamics, recognizing that intellectual curiosity is a process that requires patience, persistence, and a willingness to explore possibilities without immediate resolution.

As the cycle progresses, the energy of the 49th Gate in Aquarius, your Lunar Return Design North Node, begins to take greater prominence. This energy does not replace the influence of the 4th Gate but instead adds a new dimension to the environment. While the 4th Gate continues to shape the background with its themes of questioning and intellectual solutions, the 49th Gate introduces a focus on values, emotional principles, and revolutionary change. Gate 49, the Gate of Principles, represents the process of creating and maintaining ethical structures that support the well-being of communities. The visionary and innovative energy of Aquarius inspires environments where transformation and progress take precedence.

In this environment of the 4/49 opposition, your body continues to sense and respond to the intellectual energy of the 4th Gate while becoming increasingly attuned to the emotional depth and ethical focus of the 49th Gate. The energy of Aquarius promotes innovation and progress, while Gate 49 emphasizes emotional connection and shared principles. Your body aligns with environments where intellectual clarity begins to merge with emotional authenticity, creating a balance between the mind and heart in navigating challenges.

The interplay between the 4th and 49th Gates creates an environment where questioning meets principles, and intellectual solutions give way to revolutionary transformation. Your body recognizes the balance between seeking answers and aligning those answers with shared values.



The energy of the 4th Gate continues to stimulate curiosity and the search for answers, while the 49th Gate introduces the need for ethical alignment and emotional integrity. Your body instinctively senses how these energies interact in the environment, observing how individuals and communities navigate the complexities of intellectual growth and collective transformation.

Action in this environment arises naturally from the balance between questioning and principles. Your body knows when to engage, responding to the energy of the 4th Gate's intellectual curiosity and the 49th Gate's visionary commitment to values. This process reflects the unconscious rhythm of the 4/49 opposition, where mental clarity and emotional depth coexist. Your body moves with the flow of this interaction, contributing to environments where bold ideas are tempered by ethical action.

Resistance to this evolving emphasis may manifest in the environment when individuals or groups struggle to integrate these energies. Your body may perceive resistance in others, sensing their discomfort with the questions that arise or their hesitation to align solutions with principles. This resistance may appear as avoidance, frustration, or a reliance on surface-level solutions that fail to address deeper emotional dynamics. Your body instinctively adapts to these dynamics, trusting that alignment between intellect and emotion will emerge in its own time.

The unconscious journey of this cycle reflects the dynamic interplay of questioning and principles. The 4th Gate continues to shape an environment where intellectual curiosity and problem-solving dominate, compelling your body to observe the creative processes that arise in response to uncertainty. The energy of Leo amplifies confidence and self-expression, creating a foundation for bold exploration and the exchange of ideas.

As the influence of the 49th Gate grows stronger, the emphasis shifts toward aligning intellectual clarity with emotional integrity. The energy of Aquarius fosters innovation and transformation, encouraging environments where ethical principles guide decisions and relationships. Your body instinctively aligns with this shift, observing how collective values and emotional authenticity shape progress. This interplay highlights your body's unconscious role in participating in an environment where questioning gives rise to ethical action and revolutionary change.

The relationships and interactions around you also reflect this transition. Early in the cycle, your body may sense others engaging in lively debates and discussions, seeking clarity and understanding through the exchange of ideas. These interactions may revolve around intellectual exploration, as individuals share their thoughts and perspectives with passion and confidence. As the cycle unfolds, the influence of the 49th Gate encourages a deeper exploration of emotional connection and shared values. This shift creates opportunities for relationships to evolve, guided by a commitment to mutual respect and growth.

By the end of the cycle, the interplay between the 4th Gate and the 49th Gate will have shaped the shared environment and how your body instinctively interacts with it. The journey from questioning to principles reflects the unconscious process of balancing intellectual curiosity with emotional depth. This Lunar Return cycle offers your body an opportunity to align deeply with life's rhythms, trusting its innate awareness to navigate the dynamic interplay of ideas and values.

Through this process, your body recognizes and participates in the shared dynamics of the 4/49 opposition, instinctively navigating the energy of questioning and principles as it unfolds. The lessons of this cycle highlight your body's role in observing and participating in environments where intellectual growth and ethical alignment create meaningful progress. In this way, your body participates meaningfully in the natural flow of life, contributing its unique gifts to the shared experience of the world around you.



## Unconscious Nodal Line Theme: Third Line Lunar Nodes

Your form's unconscious perspective on the Gate-defined Lunar Nodal Environments is further influenced by the lines imprinted within the Lunar Environment gates.

In this Lunar Return, your Unconscious Nodal Environment is imprinted with Third Line themes, meaning your body instinctively resonates with environments and individuals embodying adaptability, resilience, and the wisdom of trial and error. These spaces are dynamic and filled with experimentation—where people are learning through mistakes, refining processes, and discovering what truly works. Your body feels at ease in environments where imperfection is embraced as part of growth, and where individuals are actively testing and adjusting to life's challenges. These qualities reflect the Third Line's essence of discovery through experience, and your body is naturally drawn to spaces where this energy is alive and unfolding.

Your body aligns with environments where the energy of dismantling and rebuilding is present. Often called “The Anarchist” in group settings, the Third Line exposes inefficiencies and challenges outdated systems, creating space for innovation to emerge. Your body feels secure in spaces where individuals are unafraid to question the status quo, disrupting what no longer serves a purpose. This energy can feel disruptive to some, but your body instinctively recognizes its value as a necessary part of transformation and progress. It resonates with environments that allow for the breaking down of old structures to pave the way for something new and better.

The conviction and determination of the Third Line's “Martyr” archetype is another quality your body instinctively tunes into. It aligns with individuals who are deeply committed to discovering what works, even through setbacks and resistance. These people experiment with flexibility and adaptability but ultimately stand firm once they find truth through lived experience. Your body resonates with spaces where others embody this conviction—where proof and evidence guide decisions rather than theory or assumption. This energy of resilience and grounded learning feels stabilizing to your body, as it reflects the Third Line's ability to endure challenges and build strength through trial and error.

In terms of relationships, your body resonates with the adventurous and experimental nature of the Third Line. It aligns with individuals who approach connection with curiosity, openness, and a willingness to form and dissolve bonds as part of their learning process. This rhythm of “making and breaking bonds” is not a flaw but a natural process of discovering alignment and connection. Your body feels at ease in environments where this exploration is honored—where people are free to adapt, shift, and redefine their relationships without fear of judgment. These spaces allow for true intimacy to emerge as individuals discover what works best for themselves and others.

In this cycle, your Unconscious Lunar Nodal Environment supports your body's alignment with themes of experimentation, resilience, and growth. Your body feels grounded in environments where creativity and adaptability thrive—where people are free to test, fail, and refine without fear of failure or judgment. These environments celebrate the Third Line's gift of innovation and courage, balancing flexibility with conviction. By trusting your body's instinctive pull toward these spaces, you align with environments that foster transformation, determination, and the wisdom gained through experience. These qualities confirm that your body is guiding you to the right place and perspective aligned with the themes of your Lunar Nodal gates.





## Overview of Lunar Return Center Themes

---

### Lunar cycle Theme: Solar Plexus Center Impacted

#### Themes of Emotional Truth and Empowerment Emerging in this Cycle

In this cycle, with the Solar Plexus Center temporarily defined in your Lunar cycle, you will confront your emotional truth in ways that are both inevitable and empowering. Emotional waves will rise to the surface, bringing moments of clarity, honesty, and self-recognition that allow you to align more deeply with who you truly are. This is a cycle to embrace the courage required to face your feelings head-on, knowing that this process will lead to greater authenticity and freedom. By leaning into this energy, you can transform confrontation into connection—both with yourself and others—and experience the profound empowerment that comes from living in alignment with your truth.

### Lunar cycle Theme: Heart Center Impacted

#### Themes of Willpower, Self-Worth, or Achievement Emerging in this Cycle

In this cycle, with the Heart Center temporarily defined in your Lunar cycle, you have the opportunity to connect deeply with your sense of worth, willpower, and determination. You may find yourself stepping into a new level of confidence, ready to pursue meaningful goals and take bold steps toward achievement. This energy empowers you to make commitments and follow through with purpose, aligning your actions with what truly matters. It's a time to embrace your inner strength, trust in your value, and explore the heights you can reach when you let your drive and determination lead the way. Get ready for a dynamic cycle of growth, material success, and a deeper connection to your inherent worth!

### Lunar cycle Theme: G Center Impacted

#### Themes of Love, Identity or Direction Emerging in this Cycle

In this cycle, with the G Center temporarily defined in your Lunar cycle, you have the potential to experience a profound sense of clarity around love, direction, and identity. New opportunities may arise that feel aligned with your deepest self, pulling you toward relationships, paths, or roles that seem like they were made just for you. This energy brings a unique chance to feel a consistent sense of self and purpose, perhaps for the first time in a long while. While this stability is temporary, it can serve as a powerful guidepost, helping you explore what truly resonates with your journey. Get ready to dive into the possibilities of new love, fresh direction, and a deeper connection to who you are meant to be!

### Lunar cycle Theme: Ajna Center Impacted

#### Themes of Certainty in Thought Processes and Mental Perspective Emerging in this Cycle

In this Cycle, with the Ajna Center temporarily defined in your Lunar cycle, you may experience a newfound sense of consistency in your thought processes. Whether logical, abstract, or individual, your thinking may feel more structured and reliable, giving you the confidence to analyze, form conclusions, and express your ideas with clarity. This temporary definition offers a unique opportunity to explore the power of consistent thought patterns, helping you gain insights, refine your mental focus, and engage with the world in a more intentional way. Enjoy this time of mental clarity and self-assuredness as you navigate the cycle ahead!

### Lunar cycle Theme: Head Center Impacted

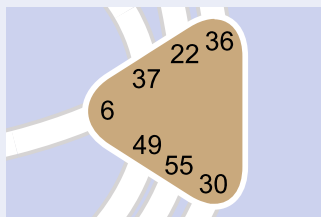
#### Themes of Consistent Mental Inspiration Emerging in this Cycle

In this cycle, with the Head Center temporarily defined in your Lunar cycle, you have the potential to experience a steady flow of inspiration and mental pressure. Inspirations may come to you with





a sense of purpose and direction, allowing you to explore questions and concepts that ignite your curiosity and creativity. This newfound mental consistency can bring focus to areas of your life where you've previously felt scattered or uncertain. While this energy is temporary, it offers a unique opportunity to engage with your thoughts in a more directed and meaningful way. Get ready to embrace this wave of inspired thinking and let it guide you toward insights that matter!



## Lunar Cycle Center Themes: Defined Solar Plexus Center

### The Mind and Its Illusion of Avoiding Confrontation and Truth

In your Foundation Design, you have an undefined Solar Plexus Center, which means your mind is naturally conditioned to avoid emotional confrontation and truth. The mind's strategy is to sidestep difficult emotions, smooth over conflict, and prioritize harmony by superficially "playing nice"—even at the cost of authenticity. This avoidance creates a false sense of safety but leaves unresolved emotions lingering beneath the surface, creating nervousness, fear, or discomfort that never fully dissipates.

In this cycle, with your Solar Plexus temporarily defined, confrontation becomes inevitable. Emotional truths and conflicts that may have been avoided in the past now rise to the surface, asking to be acknowledged and dealt with. While this might feel uncomfortable initially, it's also profoundly cathartic. Revealing your truth—despite the fear of confrontation—can free you from lingering fears, clear emotional blockages, and bring a newfound sense of empowerment and clarity.

The mind, conditioned by your undefined nature, will likely resist this process. It will try to cling to old avoidance strategies, convincing you to suppress emotions, smooth things over, or avoid confrontation altogether. But this is the mind's illusion. Avoiding confrontation keeps you stuck in fear; while embracing it opens the door to freedom, growth, and a more authentic life.

By standing in your truth—even when it creates temporary discomfort—you open the door to clearing layers of buried emotional "plaque" and stepping into a more authentic, aligned version of yourself. This cycle offers a unique opportunity to transform avoidance into empowerment. Instead of retreating, lean into the process of confronting these truths.

### Experiencing the Defined Solar Plexus Center in the Lunar Cycle

For this cycle, the defined Solar Plexus Center brings consistent emotional energy into your life, creating a heightened awareness of your feelings and their natural ebb and flow. You'll experience emotions in waves—cyclic patterns of highs and lows that unfold over time.

This cycle teaches you the value of waiting through these emotional waves before taking action. These waves are not inherently yours—they are conditioned by the temporarily defined Solar Plexus and can create a sense of emotional volatility or urgency. Acting impulsively in the heat of these emotional highs or lows can lead to regret or misalignment. By waiting through these waves, you create the space to hear your true inner authority, no longer drowned out by emotional noise.

However, waiting doesn't mean letting the mind creep back in with excuses, like "Oh, we don't need to confront this." The mind, conditioned by your undefined Solar Plexus, may try to avoid confrontation altogether, favoring superficial harmony over real resolution. Better to confront and be wrong than to run and also be wrong. At least when you confront, you give yourself the chance to hear the other person's truth, which can bring clarity and resolution, even if uncomfortable.



At the same time, it's not all about the downsides and confrontation! The defined Solar Plexus also offers an opportunity to experience the richness of emotional highs—the juicy, vibrant feelings that bring passion, creativity, and zest for life. These moments of joy, excitement, and connection can be deeply fulfilling and inspiring. Allow yourself to savor these highs, leaning into the fullness of what it means to feel alive. By embracing the highs without attaching to them, you can enjoy the emotional energy while staying grounded in your inner truth.

Your inner authority—not the emotions from these waves or the avoidance tactics of the mind—is your only real truth. The defined Solar Plexus during this cycle may amplify emotional energy, creating the illusion that you need to act or confront immediately. However, this energy is not your decision-maker. Instead, allow the emotional waves to settle, and then turn to your inner authority to determine if action or confrontation is necessary and aligned. Not every wave requires a response, but when your inner authority signals that confrontation is appropriate, trust yourself to step forward, even if it feels vulnerable.

By waiting for the emotional noise to quiet—and by not letting the mind talk you out of confrontation—you ensure that your actions are guided by clarity, authenticity, and courage. This approach empowers you to engage with honesty and integrity, creating opportunities for connection, understanding, and deeper truths to emerge. And don't forget to enjoy the ride! The highs of the wave can bring joy, passion, and a deeper appreciation for life's beauty. Allow yourself to embrace these moments fully, knowing they are just as much a part of the experience as the lows and challenges.

### **Key Characteristics of the Defined Solar Plexus Center**

- **Emotional Waves:** Consistent patterns of emotional highs and lows, requiring time to fully experience.
- **Emotional Confrontation:** The inevitability of addressing emotional truths and conflicts, rather than avoiding them. Facing these moments creates clarity, healing, and empowerment.
- **Revealing Your Truth Despite Fear:** This cycle challenges you to move beyond fear and speak your truth, even when confrontation feels uncomfortable.
- **Emotional Clarity:** True clarity comes only after waiting through the entire emotional wave.
- **Creative and Passionate Energy:** A powerful reservoir of emotional energy that can fuel artistic and expressive pursuits.
- **Impact on Relationships:** Your emotional aura can influence and amplify the feelings of those around you, especially individuals with undefined Solar Plexus Centers.
- **Challenges:** The mind's resistance to confrontation, impulsive decisions during emotional highs or lows, and the need to manage the emotional impact on yourself and others.

### **The Benefits of Emotional Confrontation**

The defined Solar Plexus Center offers you a powerful opportunity to confront truths and emotions you've been avoiding. While the process can feel challenging, it's also deeply rewarding.

- **Releases Lingering Fear and Nervousness:** Avoidance keeps unresolved emotions stuck in your system, creating a persistent undercurrent of fear or discomfort. Confrontation clears this energy, allowing you to feel lighter and more at peace.
- **Brings Emotional Clarity:** Facing emotions and conflicts directly deepens your understanding of yourself and your relationships, creating a foundation for clarity and alignment.
- **Moves Beyond Superficial Harmony:** The urge to "play nice" and smooth things over at the expense of truth is replaced with a deeper commitment to authenticity and self-respect.
- **Reveals Your Authentic Self:** Speaking your truth—despite discomfort or rejection—teaches you to value authenticity over surface-level harmony.
- **Improves Relationships:** Honest confrontation fosters deeper connections, clearing misunderstandings and creating space for real intimacy and trust.
- **Builds Empowerment:** Each time you face what you've avoided, you prove to yourself that you can handle emotional intensity, building resilience and confidence.



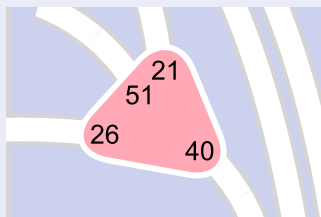
The mind may try to convince you that confrontation is unnecessary, but in reality, it's the key to unlocking a freer, more authentic version of yourself. Embrace this process as a gift, knowing that with each emotional truth you face, you are stepping closer to the life you are meant to live.

### **Closing Thoughts**

The defined Solar Plexus Center in your Lunar Cycle brings an undeniable richness to your emotional experience, offering you the opportunity to explore emotional depth, creative passion, and authentic self-expression. At the same time, it challenges you to face emotional truths and confrontations head-on, rather than avoiding them.

While this consistent emotional energy can feel empowering and inspiring, remember that it is temporary and conditioned. Observing how the Solar Plexus Center functions during this period offers you the opportunity to gain wisdom about emotional energy and those who consistently experience it. This wisdom allows you to see the importance of waiting for emotional clarity—not because it's your decision-making tool, but because it helps you understand how emotions ebb and flow over time.

As someone with an undefined Solar Plexus, this cycle teaches you to recognize the emotional wave for what it is: a temporary experience that doesn't define you. It allows you to step back and see the truth of emotional energy in others—how feelings fluctuate and how acting impulsively in the heat of the moment often leads to regret. This understanding brings a unique wisdom that helps you navigate emotional dynamics with patience and awareness, without getting caught up in the highs or lows.



## Lunar Cycle Center Themes: Defined Heart Center

### The Mind and the Illusion of Willpower

In your Foundation Design, you have an undefined Heart Center, which means your mind is naturally conditioned to question whether you are “good enough.” The undefined Heart Center often creates a mental narrative that questions your value or presses you to overcompensate by making promises, commitments, or striving for achievements to validate your worth. This mental pressure may push you to take on more than is necessary or beneficial, simply to prove your reliability, strength, or self-worth to yourself or others.

In this cycle, with your Heart Center temporarily defined, you have access to selective willpower—the ability to push through and apply intense energy to accomplish tasks or goals that matter to you. This is not about sustaining a steady internal drive, as willpower is not designed to be constant. Instead, it’s more like a sprint: a powerful burst of energy that allows you to achieve or hold the line when needed, followed by the necessary rest and recovery. Think of it as climbing a steep mountain—you summon intense energy to push yourself to the top, and once you’re there, you pause, rest, and enjoy the victory and achievement.

This temporary energy brings a sense of confidence and self-worth that doesn’t require external validation, allowing you to commit to goals and promises with clarity and fortitude. However, the mind—conditioned by your undefined nature—may still try to convince you to overcommit or prove yourself unnecessarily. Recognizing this illusion is key to navigating this cycle with balance and alignment.

### The Defined Heart Center: A Cycle of Willpower and Self-Worth

For this cycle, the defined Heart Center brings access to reliable bursts of willpower, determination, and a strong sense of self-worth. This temporary definition allows you to experience the power of selective internal drive—energy that is best used in focused, intentional ways and followed by periods of rest. You may find yourself naturally stepping into leadership roles or inspiring others with your confidence and reliability.

In this cycle, you have the ability to make promises and commitments with greater clarity and follow-through. The defined Heart Center provides the energy to persist through challenges or push through critical moments, helping you accomplish things that align with your values and aspirations. It also amplifies your connection to material success, allowing you to set and achieve goals related to finances, resources, or other tangible achievements.

At the same time, this energy comes with a competitive edge. You may notice a stronger desire to rise to challenges, prove your capabilities, or demonstrate your worth through your actions. While this can feel empowering, it’s important to remain mindful of how you direct this energy. Healthy competition can drive you to excel, but unnecessary comparisons or conflicts could lead to imbalance.



However, it is crucial to ensure that these promises and commitments come from your Inner Authority, not from the mind's tendency to over-promise. The defined Heart is very selective in what it commits to because it understands the importance of delivering on its promises and the potential consequences of falling short.

### Key Characteristics of the Defined Heart Center

- **Selective Willpower:** Intense bursts of energy to push through challenges, followed by rest and recovery.
- **Self-Worth and Confidence:** A natural connection to your value, free from the need to chase external validation.
- **Material Success:** Heightened ability to set and achieve goals related to finances, resources, or tangible outcomes.
- **Competitive Edge:** A strong drive to rise to challenges and demonstrate your capabilities.
- **Leadership Potential:** A compelling energy that inspires others through your confidence and reliability.

### The Mind's Illusions and Potential Challenges

While the temporary definition of the Heart Center offers powerful energy, it also highlights the mind's conditioned patterns from your undefined nature. The mind may still try to convince you to prove your worth, leading to overcommitment or unnecessary striving. It's important to remember that your worth is inherent and doesn't need to be "proven" through external achievements.

Another potential challenge lies in tying your self-esteem too closely to material success. While the defined Heart Center can amplify your ability to achieve, it's important not to let your confidence become dependent on external outcomes. Recognize that your value is not measured by your accomplishments but by your authenticity and alignment with your true self.

The competitive energy of the defined Heart Center can also become overwhelming if it leads to unnecessary conflicts or pressure to outperform others. Balance your drive with compassion, focusing on collaboration and shared growth rather than comparison or rivalry.

Physically, the Heart Center is connected to the heart, thymus gland, stomach, and gallbladder. Overworking this center through excessive stress or overcommitment can lead to potential physical weakening in these areas. Be mindful of your body's needs and prioritize rest and self-care as part of your journey.

### How to Navigate the Defined Heart Center

The defined Heart Center gives you a unique chance to experience the power of selective willpower and self-worth. To make the most of this energy, focus on aligning your drive with goals that truly matter to you. Avoid falling into the trap of overcommitting or taking on too much simply to prove your reliability or worth.

Instead, use this energy to pursue meaningful goals that align with your values and aspirations. Trust in your inherent worth and allow your commitments to come from a place of authenticity, rather than obligation or external pressure.

When your competitive energy arises, channel it into healthy challenges that inspire growth and collaboration. Recognize when competition serves a constructive purpose and when it might be creating unnecessary tension or pressure.

Finally, remember that this energy is temporary and conditioned. Reflect on what this cycle teaches you about willpower, self-worth, and the balance between drive and rest. Use these insights to cultivate a more balanced approach to your goals and relationships, even after the definition fades.

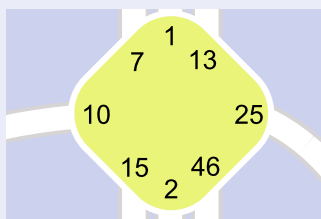


**Closing Thoughts**

The defined Heart Center in your Lunar Cycle offers you a powerful opportunity to experience the bursts of willpower, confidence, and self-worth. This is a time to embrace your determination, pursue meaningful goals, and inspire others through your example.

At the same time, it challenges you to remain mindful of balance—avoiding overcommitment, unnecessary competition, or tying your value to external outcomes. Trust your inner authority to guide you as you navigate this cycle, using the energy of the defined Heart Center to align with your highest aspirations.

By observing how this temporary definition functions, you gain valuable wisdom about willpower and self-worth, allowing you to cultivate a more balanced and empowered approach to life. Let this cycle be a time of growth, empowerment, and success, grounded in the understanding that your true worth is inherent and doesn't need to be proven.



## Lunar Cycle Center Themes: Defined G Center

### The Mind and the Illusion of Consistent Direction

In your Foundation Design, you have an **undefined G Center**, meaning your mind is naturally conditioned to seek love, direction, and identity from external influences. The mind's strategy in this center is *"Always looking for love, direction, and identity."* This openness often leads to the mind attempting to make decisions based on the shifting energies of your environment, amplifying the influence of people, places, and experiences around you.

However, in this Lunar Cycle, the **G Center is defined**, temporarily creating the sensation of a consistent identity and direction. This can feel grounding and even exciting, as your mind is likely to latch onto this newfound sense of stability and clarity.

Be mindful, though—this is a bit of a catch-22. The shadow mind, which responds to conditioning in undefined centers, will try to seize control of your decision-making during this period, using the temporary stability of the defined G Center as justification. It may convince you that this sense of identity and direction is something you must hold onto or act upon. However, it can also lead you to over-identify with this temporary stability, seeking to lock it in as permanent, even when it's not truly aligned with your path.

It is your role as the **passenger witness** to observe this tendency, recognize it for what it is, and step back. Only your **inner authority** is equipped to make reliable decisions for you. This process requires awareness: noticing when the shadow mind is attempting to take over and consciously allowing your inner authority to guide the way instead. Resist the temptation to impulsively jump into a new direction, love, or role simply because it feels good or seems clear. This is **cycle conditioning**. It might be for you, but it also might not be for you—your mind has no way of knowing. Only trust your inner authority to discern whether any emerging direction is truly for you.

### Experiencing the Defined G Center in the Lunar Cycle

For this cycle, the defined G Center offers you a temporary experience of its energy. While this can feel comforting and empowering, it is important to remember that this stability is not your natural state. Your openness in this area allows you to deeply experience and reflect the love, direction, and identity of others. In this Lunar Cycle, however, you may feel as though you know exactly who you are and where you're headed.

Use this period as an opportunity to observe the characteristics of a defined G Center without becoming attached to them. Notice the consistent sense of self and direction and reflect on how this differs from your usual fluidity in this area. Pay attention to how the mind reacts—does it cling to this temporary stability or attempt to control the narrative?

Stay grounded in your **inner authority**, which remains your only reliable guide for making decisions during this time. Observe this new experience of stability and let it inform your understanding of yourself, but do not allow it to define you or push you into actions that are not aligned with your design.



### Key Characteristics of the Defined G Center

- **Fixed Identity:** A consistent, stable sense of self and purpose.
- **Direction and Love:** A natural connection to universal love and a clear path in life.
- **Guidance for Others:** The ability to influence others' sense of direction and identity.
- **Challenges:** Potential inflexibility or resistance to change when growth is required.

### Understanding the Defined G Center

When the **G Center** is defined, it represents a fixed, stable connection to love, direction, and identity. Unlike the undefined G Center, which is open to external influences and fluctuates based on the environment, the defined G Center offers a reliable sense of self. This definition provides clarity about who you are, where you're going, and what you're meant to experience.

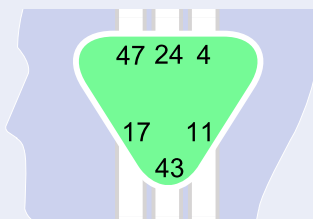
This stability brings with it a natural sense of self-love and an ability to radiate love outward to others. It is not the romantic or passionate love of the heart, but rather a universal love—a sense of connection to all things. Those with a defined G Center are often seen as beacons of guidance for others, especially for those with undefined G Centers. They provide a sense of direction and identity that others may lack, helping them feel anchored and aligned.

However, this defined energy also has its challenges. The stability of the G Center can lead to **inflexibility**. A deeply fixed sense of self and direction may make it difficult to adapt when life demands change or growth. This rigidity can cause resistance to evolving circumstances, particularly when external events challenge the established identity or path.

### Closing Thoughts

The defined G Center in your Lunar Cycle invites you to explore the experience of stability and consistency in love, direction, and identity. While this energy can feel empowering, remember that it is temporary. Use this time to observe how a fixed G Center feels but remain cautious about letting the mind take control or make decisions based on this temporary definition.

Trust your **inner authority** to guide you, allowing the G Center's energy to enrich your experience without becoming a source of attachment or misdirection. By staying aligned with your design, you can make the most of this temporary energy while remaining rooted in your natural openness and adaptability.



## Lunar Cycle Center Themes: Ajna Center

### The Mind and Its Illusion of Certainty and Rigid Thinking

In your Foundation Design, you have an undefined Ajna Center, which means your mind is naturally conditioned to explore, question, and adapt to various perspectives. The shadow mind strategy of the undefined Ajna is **"pretending to be certain out of fear of intellectual embarrassment."** This can create mental pressure to provide answers, form strong opinions, or appear confident in your conclusions, even when clarity is absent. The undefined Ajna thrives in openness, but when conditioned, it clings to the illusion of certainty, amplifies the ideas and opinions of others, and struggles to remain neutral in the face of uncertainty.

In this Lunar Cycle, however, your Ajna Center is defined by cycle conditioning, giving you temporary access to a consistent and reliable mental framework. This defined Ajna energy provides a sense of intellectual certainty and stability, allowing you to form clear opinions, analyze concepts with confidence, and feel mentally grounded. While this can feel empowering compared to your usual state, it's important to recognize that this consistency is not your natural design.

Be cautious—this newfound mental clarity is temporary. Your mind may attempt to latch onto this sense of certainty, convincing you that you “know” or that your beliefs are absolute and unchanging. This can lead to rigidity in thinking, over-identification with opinions, and difficulty adapting to new perspectives, even when they are more aligned with your truth. The underlying **fear of being uncertain** can still arise, driving you to cling to ideas or conclusions to avoid discomfort. The tendency to justify or rationalize your thoughts may also increase during this time, creating unnecessary mental stress.

Your true power lies in observing these dynamics and allowing your inner authority to guide your decisions. Resist the temptation to rely solely on this conditioned mental framework or to overthink and intellectualize every situation. Remember, this defined energy is not permanent—it is only present during this cycle of conditioning. Trust your authority to help you navigate when to act on mental clarity and when to release attachment to ideas that no longer serve you.

### Experiencing the Defined Ajna Center in the Lunar Cycle

For this cycle, the defined Ajna Center offers you a taste of **consistent thought processes**. You may notice that your mind feels more structured and capable of thinking things through in a steady, reliable way. Depending on the specific definition, you might find yourself leaning toward a logical, abstract, or individual way of processing information. This consistency can feel empowering, especially for research, analysis, or working through complex ideas.

However, for someone with an **undefined Ajna**, this temporary definition can bring the illusion of mental certainty. You may suddenly feel confident in your opinions or conclusions, even defending them strongly, only to later find that they no longer resonate when the definition fades. This can lead to feelings of embarrassment or discomfort, especially if you've overcommitted to a particular perspective or belief that isn't truly yours.



The undefined Ajna naturally thrives in openness, with the ability to explore a variety of perspectives without needing to hold onto any one conclusion. During this Lunar Cycle, however, the defined Ajna's consistent thought processes may make you feel as though you "know" something with certainty. While this can be a valuable experience, it's important to remain aware that this mental clarity is temporary and conditioned. It's not your natural state, and it's okay to let go of ideas or conclusions that no longer serve you when the definition fades.

This temporary consistency is a great opportunity to explore how a defined Ajna functions, but it's also a time to observe how you may over-identify with certainty or feel pressured to defend your thoughts. By staying aligned with your inner authority, you can navigate this period without getting stuck in ideas that might later feel limiting or out of alignment.

### **Key Characteristics of the Defined Ajna Center**

- **Consistent Mental Framework:** A steady ability to process, analyze, and form conclusions.
- **Authority in Focused Areas:** Greater confidence in expressing ideas and opinions.
- **Capacity for Learning and Retention:** Enhanced ability to retain information and apply it effectively.
- **Mental Pressure:** A tendency to overthink or rationalize thoughts.
- **Challenges:** Rigidity in thinking and difficulty adapting to new perspectives.

### **Understanding the Defined Ajna Center**

The Ajna Center is the center of mental activity, responsible for processing information, analyzing concepts, and forming beliefs. When defined, it provides a consistent and reliable mental framework, allowing for structured thinking and intellectual authority. However, this consistency can also lead to stubbornness, inflexibility, and over-identification with ideas.

In this Lunar Cycle, your Ajna Center is temporarily defined through cycle conditioning. This gives you access to a stable mental framework during this period, but it is not your natural state and not your inner authority.

Defined Ajna energy operates with a sense of certainty, which can be both empowering and limiting. You may feel confident in your ideas and able to articulate them clearly, but this can also create a false sense of intellectual superiority or a reluctance to consider alternative viewpoints.

Ask yourself: Does my inner authority agree with this mental conclusion? If yes, allow the defined Ajna energy to support your clarity and confidence. If no, trust your authority to guide you away from rigid thinking or over-identification with temporary beliefs.

### **The Ajna Center and Its Role**

The Ajna Center plays a key role in how we process thoughts, form beliefs, and conceptualize ideas. Those with a naturally defined Ajna have consistent access to structured mental clarity and often excel in areas requiring critical thinking, analysis, and problem-solving.

However, even those with a defined Ajna must remain open to adapting their beliefs and ideas over time. Intellectual certainty can create blind spots, leading to missed opportunities for growth and understanding.

During this Lunar Cycle, you may feel more confident in your ability to analyze and articulate your thoughts. Use this time to observe how the defined Ajna functions and how it influences your mental processes. Let this experience teach you about the difference between acting on mental clarity and staying aligned with your true inner authority.

**Ajna Energy and Its Impact on Others**

The defined Ajna can influence those around you, especially those with an undefined Ajna Center. They may feel drawn to your mental clarity and confidence, but this is not a responsibility you need to take on. Likewise, because this energy is conditioned for you, it's not meant to be overused or relied upon as if it were your natural state.


Remember that this temporary energy is here to support your experience, not to create dependence in yourself or others. By staying aligned with your inner authority, you can use this defined energy to explore your mental processes without losing sight of your true self.

**Closing Thoughts**

The defined Ajna Center in your Lunar Cycle offers you an opportunity to experience consistent mental clarity and analytical ability. While this energy can feel empowering, it is important to remember that it is temporary and conditioned. Observing how the Ajna Center functions during this period can help you understand the difference between mental certainty and true alignment with your inner authority.

Trust your authority to guide you in deciding which beliefs to hold onto and which to release. Resist the urge to over-identify with this temporary clarity or to cling to rigid thinking. By staying aligned with your design, you can make the most of this temporary definition, gaining valuable insights into your relationship with mental clarity, belief systems, and the evolving nature of knowledge.





## Lunar Cycle Center Themes: Head Center

### The Mind and Its Illusion of Inspirations that matter

In your Foundation Design, you have an undefined Head Center. This makes you naturally open to absorbing and amplifying the mental pressures, questions, and inspirations of others. This openness allows you to explore a wide range of ideas, but it can also lead to mental overwhelm and distraction if you fixate on thoughts or questions that aren't truly meaningful to your path. The shadow of the undefined Head Center is becoming preoccupied with "thinking about things that don't matter to you," leading to unnecessary pressure as you try to resolve problems or pursue ideas that aren't aligned with your truth.

In this cycle, your Lunar Cycle brings a significant shift. Your Head Center is temporarily defined, granting you consistent and steady access to mental inspiration and pressure. Instead of being influenced by external mental energy, you may find that ideas and questions arise from an internal source, creating a sense of clarity and focus. This defined energy can feel empowering, offering you the opportunity to engage with intellectual pursuits, creative projects, or meaningful questions with a level of consistency that is not typical for your design.

However, the defined Head Center also introduces challenges. Its steady flow of mental pressure may tempt you to resolve every question or pursue every idea that arises, even when they aren't truly important. This can lead to overthinking or becoming stuck in mental loops. It's crucial to remember that this energy is not your natural state—it is temporary and conditioned. By observing how it influences your thoughts and inspirations, you can learn to work with this energy without becoming overwhelmed by it.

This period offers a unique opportunity to explore how the defined Head Center operates. You can gain valuable insight into the relationship between mental clarity, inspiration, and pressure. By staying connected to your inner authority, you can discern which ideas are worth pursuing and which are best left to pass through without attachment.

### Experiencing the Defined Head Center in the Lunar Cycle

During this cycle, your defined Head Center provides a steady stream of mental energy, giving you the ability to focus on meaningful questions and ideas with clarity and consistency. This can feel like a welcome change from the openness of your undefined Head, which is typically more influenced by the mental pressures of others. The defined energy allows you to engage with your own internal inspirations, giving you more control over where your thoughts and mental energy are directed.

This consistency can be particularly productive, as it allows you to sustain your attention on intellectual or creative pursuits. Whether you're solving complex problems, exploring deep questions, or working on long-term projects, the defined Head Center supports your ability to engage deeply and focus on what truly matters to you.



At the same time, the defined Head Center also creates a constant mental pressure that can feel relentless. You may feel compelled to resolve every thought or act on every idea, even when they don't align with your priorities. This can lead to mental fatigue, overthinking, or becoming stuck in rigid patterns of thought. To navigate this energy effectively, it's important to discern which thoughts are worth pursuing and which can be released. Not all mental pressure requires action, and not every question demands an answer.

Your natural state is one of openness, where ideas can come and go freely without attachment. This temporary definition gives you a chance to experience a different way of relating to inspiration, but it's essential to remember that this is not your default energy. Use this time to observe how a defined Head Center functions but remain grounded in your inner authority to avoid becoming overwhelmed by the mental pressure.

This period invites you to practice discernment. While the defined Head Center provides clarity and focus, it's your inner authority that will guide you toward the thoughts and ideas that are truly aligned with your path. By trusting your inner guidance, you can make the most of this energy while avoiding the traps of overthinking or unnecessary mental strain.

### **Key Characteristics of the Defined Head Center**

- Consistent inspiration: A steady and reliable flow of thoughts, questions, and ideas arising internally.
- Mental pressure: A constant drive to think, analyze, and explore intellectual challenges.
- Clarity and focus: Enhanced ability to engage deeply with meaningful pursuits.
- Potential challenges: Increased risk of overthinking, fixation, or falling into repetitive mental loops.
- Impact on others: The ability to inspire and motivate those with undefined Head Centers through your stable mental energy.

### **The Role of the Defined Head Center**

The Head Center is the source of mental inspiration, generating questions and fueling intellectual exploration. When defined, it creates a reliable flow of ideas that can be channeled into problem-solving, contemplation, or creative projects. This consistency can feel empowering, as it provides clarity and focus that allow you to engage deeply with important topics or questions.

During this Lunar Cycle, the temporary definition of your Head Center gives you a chance to experience how it feels to generate mental inspiration from within. You may feel less influenced by external mental pressures and more grounded in your own thoughts and ideas. This can be a powerful time to explore intellectual or creative potential, diving into questions or projects that require sustained focus and attention.

However, this energy also brings challenges. The constant pressure of the defined Head Center may lead to over-identification with certain ideas or a compulsion to resolve every question, even when it isn't necessary. This can result in mental rigidity or stress if you don't remain mindful. It's important to recognize that this energy is temporary and conditioned, and it doesn't define who you are. Use it as a tool for exploration, but don't let it control your actions or overwhelm your mind.

### **Navigating the Influence of the Defined Head Center**

Your defined Head Center may also influence those around you, particularly individuals with an undefined Head Center. Your consistent mental energy can inspire others, helping them find clarity or focus when they feel mentally scattered. However, it's important not to take on their mental pressures or feel responsible for resolving their questions. Likewise, be mindful of not internalizing their mental energy, as this is a time to focus on your own process of exploration and understanding.



This temporary definition is an opportunity to observe how inspiration and mental pressure interact within you. Let it show you the difference between ideas that truly matter and those that are fleeting distractions. By staying grounded in your inner authority, you can navigate this energy with balance and ease, using it to gain clarity and insight without becoming overwhelmed.

**Closing Thoughts**

The defined Head Center in your Lunar Cycle offers a unique opportunity to experience consistent mental clarity and focus. This energy can feel productive and empowering, but it's important to remember that it is temporary and conditioned. Not every thought or question requires your attention, and not every idea needs to be resolved. By trusting your inner authority, you can navigate this time without falling into the trap of overthinking or mental exhaustion.

This period is an opportunity to refine your relationship with inspiration and mental pressure. Use this energy to explore meaningful ideas, letting go of those that do not serve you. By doing so, you can make the most of this temporary definition, gaining valuable insights into how mental consistency and inspiration flow through you.



## Overview of the Lunar Return Channel Themes

---

During this Lunar cycle, you may notice the emergence of channels that are not present in your Foundation Design. These new channels are formed in two primary ways: through the interaction of Lunar Return imprinting—where gates and lines combine to create complete Lunar Return channels—and through the interaction between Lunar Return imprinting and specific gates and lines with gates and lines in your Foundation Design.

The resulting channels represent significant energies and themes that will shape your experiences in the cycle. These channel themes, given the length of this cycle, are also likely to reoccur more than once. Whether or not you engage with these themes depends on the guidance of your Inner Authority. These channels fall into two categories: Educational or Personal in nature. Within these channel types, further nuances unfold, revealing whether they are developmental, directional, or triggered by a specific person you are destined to meet. Each channel offers a unique opportunity for growth and alignment throughout the Lunar cycle.

### Educational Channels

An Educational Channel is formed by two or more gates in your Lunar Return Cycle. These gates are not part of your Foundation Design, making the channel educational in nature. The channel may also connect two undefined centers in your design, further amplifying the educational effect.

Educational Channels can be **Developmental**, **Directional**, or formed through interactions with **two or more people** that you meet. The specifics of the Educational Channels created in this cycle are discussed in greater detail later in this report.

### Personal Channels

A Personal Channel is formed when one gate (which may include several planets and lines) in your Lunar Return Cycle connects with one gate (which may also include multiple planets and lines) in your Foundation Design. The connection between your Foundation gate and a Lunar gate makes the channel created personal in nature. The resulting channel may also link two undefined centers in your design, further emphasizing and amplifying the personal theme.

Personal Channels can be **Developmental**, **Directional**, or formed through interactions with **one or more people** you meet. The specifics of the Personal Channels created in this cycle are discussed in greater detail later in this report.



## Channel Theme: Personal - Developmental

A Personal Channel designated as developmental is activated by at least one Outer Planet (gate/line) in the Solar Return and at least one Planet (gate/line) from your Foundation Design. “Personal” in this context means you will experience the energy and themes of these channels throughout your Solar Year. It is personal because part of the channel is inherent to your Foundation Design, making it a significant personal development lesson tied to the nature of the channel created. Personal Channels can define the centers at one or both ends of the channel, and when a white (undefined) center is conditioned, it directly influences your Shadow Mind. The Shadow Mind often perceives these energies as highly significant, tempting you to make decisions based on them. However, it is crucial to recognize that your Inner Authority—not your Shadow Mind—determines their true importance. Without discernment, the Shadow Mind may mistake these energies as part of your identity, leading to incorrect decisions—or even correct decisions made with improper timing—which still result in a negative outcome.

## Channel Theme: Personal - Directional

A Personal Channel designated as directional is activated by at least one Node (gate/line) in the Solar Return and at least one Planet (gate/line) from your Foundation Design. “Personal” in this context means you will experience the energy and themes of these channels throughout your Solar Year. It is personal because part of the channel is inherent to your Foundation Design, making it a significant personal lesson that can lead to a new direction aligned with the nature of the channel created. Personal Channels can define the centers at one or both ends of the channel, and when a white (undefined) center is conditioned, it directly influences your Shadow Mind. The Shadow Mind often perceives these energies as highly significant, tempting you to make decisions based on them. However, it is essential to recognize that your Inner Authority—not your Shadow Mind—determines their true importance. Without discernment, the Shadow Mind may mistake these energies as part of your identity, leading to incorrect decisions—or even correct decisions made with improper timing—which can still result in a negative directional outcome.

## Channel Theme: Personal - Person

A Personal Channel designated as a person is activated by at least one Inner Planet (gate/line) in the Solar Return and at least one Planet (gate/line) from your Foundation Design. “Person” in this context means you will meet a person or people carrying the gate/line energy that creates the channel. The resulting channel will manifest one or more times during your Solar Year. It is personal because part of the channel is inherent to your Foundation Design, making it a significant personal lesson that can lead to new relationships aligned with the nature of the channel created. Personal Channels can define the centers at one or both ends of the channel, and when a white (undefined) center is conditioned, it directly influences your Shadow Mind. The Shadow Mind often perceives these energies as highly significant, tempting you to make decisions based on them. However, it is essential to recognize that your Inner Authority—not your Shadow Mind—determines their true importance. Without discernment, the Shadow Mind may mistake these energies as part of your identity, leading to incorrect decisions—or even correct decisions made with improper timing—which can still result in a negative outcome, particularly if you commit to the wrong person or people during this Solar Return.



## Channel Theme: Educational - Developmental

An Educational Channel designated as developmental is activated by at least one Outer Planet, though it can also involve outer planets at both ends of the channel, or in some cases, an Inner Planet at one end while still being developmental. Development in this context means you will experience the energy and themes of these channels throughout your Solar Year. These themes are not inherent to your Foundation Design but offer an opportunity to learn about the channel being imprinted. Educational Channels can define the centers at one or both ends of the channel, and when a white (undefined) center is conditioned, it directly influences your Shadow Mind. The Shadow Mind often perceives these energies as highly significant and may tempt you to make decisions based on them. However, it is essential to recognize that your Inner Authority—not your Shadow Mind—determines their true importance. Without discernment, the Shadow Mind can mistake these energies as part of your identity, leading to incorrect decisions, or even correct decisions made with the wrong timing, which still results in a negative outcome.

## Channel Theme: Educational - Directional

An Educational Channel designated as directional is activated by at least one of the 4 Solar Nodal Gates and Lines. Nodal activations represent your direction for the year. A directional Channel can also involve an Outer or Inner Planet at one end, but due to the nodal imprint, it is still classified as directional. Directional, in this context, means you will experience the energy and themes of these channels throughout your Solar Year. These themes are not inherent to your Foundation Design but provide an opportunity to learn about the channel being imprinted. Educational Channels can define the centers at one or both ends of the channel, and when a white (undefined) center is conditioned, it directly influences your Shadow Mind. The Shadow Mind often perceives these energies as highly significant, tempting you to make decisions based on them. However, it is crucial to remember that your Inner Authority—not your Shadow Mind—determines their true importance. If the Shadow Mind makes decisions based on directional channel input, it can steer your life in an entirely new and often incorrect direction. Without discernment, the Shadow Mind may mistake these energies as part of your identity, leading to poor decisions—or even correct decisions made with the wrong timing—resulting in a negative outcome as your life begins to shift off course.

## Channel Theme: Educational - People

An Educational Channel designated as 'people' is activated by inner planets at both ends of the channel. In this context, "people" means you will experience the energy and themes of these channels at specific moments during your Solar Year. These themes are not inherent to your Foundation Design but provide an opportunity to learn about the channel being imprinted. The channel can represent people within auric contact with you, conditioning you in the moment, but it is unlikely to hold long-term significance for your overall life. Educational Channels can also define the centers at one or both ends of the channel, and when a white (undefined) center is conditioned, it directly influences your Shadow Mind. The Shadow Mind often perceives these energies as highly significant, tempting you to make decisions based on them. However, it is crucial to recognize that your Inner Authority—not your Shadow Mind—determines their true importance. Without discernment, the Shadow Mind may mistake these energies as part of your identity, leading to incorrect in-the-moment decisions, or even correct decisions made with the wrong timing, resulting in a negative outcome.





## Personal Channels

---

A Personal Channel is created when a gate from your Lunar Return Cycle (which can include multiple planets and lines) connects with a gate from your Foundation Design (also potentially containing several planets and lines). This connection between a gate in your Foundation Design and one in your Lunar imprinting results in a channel that is considered personal in nature. Personal Channels can manifest as **developmental** opportunities, **directional** themes, or through interactions with a **person** you encounter during the Lunar cycle.

<b>Channel 2551: Initiation</b>	Developmental
<b>Channel 3740: Community</b>	Person



## Activations of Channel 2551: Initiation

	P/D	Gate & Line	Fixing	Filter	Lunar Return
<b>Foundation</b>	Design	51.2	None	Jupiter	-
<b>Lunar</b>	Personality	51.2	None	Saturn	Developmental
<b>Lunar</b>	Design	25.4	None	Neptune	Developmental

## Channel 2551: Initiation

### A Design of Needing to be First.

The 2551 Channel, known as the Channel of Initiation, carries a dynamic and courageous energy, driven to leap into the unknown and take decisive action. Fueled by an inner warrior spirit, it paves its own path, viewing challenges as opportunities for growth. This channel thrives on pushing limits, embracing competition, and surprising both itself and others in the pursuit of its unique and transformative journey. By testing its endurance, the 2551 often uncovers profound and even mystical truths about life and itself.

At its core, the 2551 Channel is about personal transformation and the discovery of inner strength. It is not concerned with creating change for others but rather focuses on its own journey of growth and self-realization. This energy propels the individual to pioneer new paths and take bold action, often serving as an example of courage and determination. While others may find empowerment in its fearless nature, the 2551's true purpose lies in its own evolution and initiation into new possibilities.

By embracing uncertainty and trusting its inner strength, the 2551 Channel fulfills its role as a trailblazer and a catalyst for its own transformation. It thrives on courageous action, demonstrating the daring to explore the unknown. Through its willingness to confront challenges head-on, this channel shapes its own path, uncovering its unique purpose and empowering others as a byproduct of its authentic journey.

### Components

Type: Projected Channel

Energy Circuit: Centering – Empowerment

Gate 25: Innocence: The perfection of action through on uncontrived and spontaneous nature. Quarter of Initiation.

Gate 51: The Arousing: The ability to respond to disorder and shock through recognition and adaptation. Quarter of Initiation.



## Foundation

### Foundation Filter: Jupiter

Like an unconscious field radiating protective frequencies, the Design Jupiter embodies our form's electromagnetic aura quality and approach to rules, laws and protection. This benevolent force shapes our body's natural security systems and belief patterns, conducting our physical aspirations through an intricate web of expansive energy, faith, and innate wisdom. As the form's archetypal guardian of prosperity, the Design Jupiter pulses with organic growth, abundant vitality, and the inherent ability to generate protective fields. Its energy manifests as both magnanimous and fortune-bearing - from the lucky resonance that attracts wealth to the deeper principles that shield our being. Through the Design Jupiter, our form learns to establish its protective field, transforming electromagnetic potential into aura security, gradually evolving from excess to measured abundance as our aura develops. As a design activation the Design Jupiter controls our Aura frequency through the Gas Lateral, Auric Vertical and Martial Diamond.

### Gate 51: The Arousing

**The ability to respond to disorder and shock through recognition and adaptation.**

Gate 51 represents a powerful force of willpower that responds to disorder and shock with a drive for recognition and adaptation. As part of the Centering Energy Family, it stands for individual initiative and a fierce competitive nature. This gate naturally tests itself, striving for competitive primacy and pushing boundaries to prove its strength. Its energy is bold and unpredictable, invoking actions that can either appear reckless or display great courage, as it ventures into situations where few dare to go. However, its effectiveness depends on trusting Inner Authority to temper its competitive spirit with wisdom, ensuring that courage does not lead to impulsiveness. Gate 51 commits its energy only when situations demand competitive willpower or the ability to respond to shock, avoiding unnecessary risks. When guided by the mind rather than Inner Authority, decisions influenced by this gate can lead to inconsistency and potentially harmful outcomes.

Gate 51 looks to connect with Gate 25 to form the Channel of Initiation, enabling a leap into pioneering exploration and new directions. This channel brings an unpredictable and electrifying energy that disrupts comfort zones, empowering others to find their center and broaden their perspectives. Its capacity to deliver shock and inspire change can lead to profound transformation, but its unpredictable nature also leaves it prone to melancholy when life lacks excitement or challenge. As the only individual gate in the Heart Center, Gate 51 carries a distinct energy of personal willpower and assertion, setting it apart from the tribal focus of the other gates. Its uniqueness lies in its ability to balance the disruptive power of shock with courage and wisdom, using its competitive drive to inspire and lead others into uncharted territory while staying aligned with its deeper purpose.

### Additional Gate Information:

- Incarnation Crosses: Penetration, Shock, Clarion
- Incarnation Quarter: Mind (Initiation) - Aries
- Energy Circuit: Centering
- Amino Acid: Arginin
- Anatomy: Gall Bladder
- Gene Keys: Agitation (Cowardly / Hostile) - Initiative - Awakening



## Line 2: Withdrawal - No Fixing

**↑ Mars:** The recognition of the mechanics of shock that indicates when withdrawal is the only logical action. The instinctive withdrawal when the power of the ego is threatened.

**↓ Mercury:** Being too smart for one's own good and rejecting withdrawal in the vain belief that one can outsmart natural forces. The egoism to reject withdrawal and face possible defeat.  
- Line Quality: Projection inwards. No subjective ability to see in. The natural.

Line 2 in Gate 51 possesses an inherent pattern of natural withdrawal, allowing it to assess situations before engaging with crises. Others often recognize Line 2's potential for courage and competitiveness, but its natural response to step back can be misinterpreted as hesitation or cowardice. This protective withdrawal provides Line 2 with an innate wisdom about when to act and when to retreat, ensuring that its engagement is both strategic and effective.

### ↑ Exaltation (Mars):

Mars grants Line 2 a profound understanding of the nature of shock and crisis. For example, when faced with a challenging situation, Line 2 may instinctively withdraw to evaluate the risks, ensuring that it only engages when the timing is right. This protective response allows Line 2 to preserve its energy and avoid unnecessary confrontations, demonstrating courage through its ability to honor natural timing.

This instinctive withdrawal builds superior tactical awareness, enabling Line 2 to assess its capabilities and limitations in a crisis. By stepping back, Line 2 develops a deep understanding of which challenges require immediate action and which demand patience and restraint. This wisdom ensures that its courage manifests authentically and effectively.

### ↓ Detriment (Mercury):

Mercury introduces a tendency for Line 2 to overthink and override its natural protective instincts. For example, under external pressure to prove its courage, Line 2 may engage prematurely in a crisis, ignoring its innate wisdom about timing and risk. This intellectual override often leads to unnecessary confrontations or vulnerable situations that could have been avoided.

The mental pressure to act disrupts Line 2's natural withdrawal response. When others challenge its instinct to step back, Line 2 may doubt its ability to assess the situation accurately and feel compelled to act before it is ready. This rejection of its protective instincts compromises its ability to handle shocks effectively, leaving it exposed to avoidable defeats.



## Lunar Return

### Conscious Saturn - Lunar Return: Developmental

The Cycle Saturn radiates as a conscious field of stabilizing frequencies, influencing your personality's relationship with discipline, structure, and responsibility through the gate and line it imprints. By forming a channel with your foundational design, this Saturnian activation serves as a deliberate developmental force, urging your mind to consciously engage with life's challenges. Saturn invites you to recognize the value of discipline and persistence, consciously aligning your mental focus with the creation of strong and enduring foundations for growth.

Saturn's developmental influence consciously encourages you to refine your systems and embrace accountability as a tool for mastery. Through the gate and line it activates, Saturn shapes your personality's ability to navigate limitations and transform them into opportunities for growth. As the cycle unfolds, you will consciously integrate lessons of patience, responsibility, and resilience, aligning your mind with Saturn's stabilizing frequencies. This process allows you to consciously build the structures necessary to support your long-term aspirations, fostering maturity and grounded progress.

### Gate 51: The Arousing

#### The ability to respond to disorder and shock through recognition and adaptation.

Gate 51 represents a powerful force of willpower that responds to disorder and shock with a drive for recognition and adaptation. As part of the Centering Energy Family, it stands for individual initiative and a fierce competitive nature. This gate naturally tests itself, striving for competitive primacy and pushing boundaries to prove its strength. Its energy is bold and unpredictable, invoking actions that can either appear reckless or display great courage, as it ventures into situations where few dare to go. However, its effectiveness depends on trusting Inner Authority to temper its competitive spirit with wisdom, ensuring that courage does not lead to impulsiveness. Gate 51 commits its energy only when situations demand competitive willpower or the ability to respond to shock, avoiding unnecessary risks. When guided by the mind rather than Inner Authority, decisions influenced by this gate can lead to inconsistency and potentially harmful outcomes.

Gate 51 looks to connect with Gate 25 to form the Channel of Initiation, enabling a leap into pioneering exploration and new directions. This channel brings an unpredictable and electrifying energy that disrupts comfort zones, empowering others to find their center and broaden their perspectives. Its capacity to deliver shock and inspire change can lead to profound transformation, but its unpredictable nature also leaves it prone to melancholy when life lacks excitement or challenge. As the only individual gate in the Heart Center, Gate 51 carries a distinct energy of personal willpower and assertion, setting it apart from the tribal focus of the other gates. Its uniqueness lies in its ability to balance the disruptive power of shock with courage and wisdom, using its competitive drive to inspire and lead others into uncharted territory while staying aligned with its deeper purpose.

#### Additional Gate Information:

- Incarnation Crosses: Penetration, Shock, Clarion
- Incarnation Quarter: Mind (Initiation) - Aries
- Energy Circuit: Centering
- Amino Acid: Arginin
- Anatomy: Gall Bladder
- Gene Keys: Agitation (Cowardly / Hostile) - Initiative - Awakening



## Line 2: Withdrawal - No Fixing

↑ **Mars:** The recognition of the mechanics of shock that indicates when withdrawal is the only logical action. The instinctive withdrawal when the power of the ego is threatened.

↓ **Mercury:** Being too smart for one's own good and rejecting withdrawal in the vain belief that one can outsmart natural forces. The egoism to reject withdrawal and face possible defeat.  
- Line Quality: Projection inwards. No subjective ability to see in. The natural.

Line 2 in Gate 51 possesses an inherent pattern of natural withdrawal, allowing it to assess situations before engaging with crises. Others often recognize Line 2's potential for courage and competitiveness, but its natural response to step back can be misinterpreted as hesitation or cowardice. This protective withdrawal provides Line 2 with an innate wisdom about when to act and when to retreat, ensuring that its engagement is both strategic and effective.

### ↑ Exaltation (Mars):

Mars grants Line 2 a profound understanding of the nature of shock and crisis. For example, when faced with a challenging situation, Line 2 may instinctively withdraw to evaluate the risks, ensuring that it only engages when the timing is right. This protective response allows Line 2 to preserve its energy and avoid unnecessary confrontations, demonstrating courage through its ability to honor natural timing.

This instinctive withdrawal builds superior tactical awareness, enabling Line 2 to assess its capabilities and limitations in a crisis. By stepping back, Line 2 develops a deep understanding of which challenges require immediate action and which demand patience and restraint. This wisdom ensures that its courage manifests authentically and effectively.

### ↓ Detriment (Mercury):

Mercury introduces a tendency for Line 2 to overthink and override its natural protective instincts. For example, under external pressure to prove its courage, Line 2 may engage prematurely in a crisis, ignoring its innate wisdom about timing and risk. This intellectual override often leads to unnecessary confrontations or vulnerable situations that could have been avoided.

The mental pressure to act disrupts Line 2's natural withdrawal response. When others challenge its instinct to step back, Line 2 may doubt its ability to assess the situation accurately and feel compelled to act before it is ready. This rejection of its protective instincts compromises its ability to handle shocks effectively, leaving it exposed to avoidable defeats.





### Unconscious Neptune - Lunar Return: Developmental

The Cycle Unconscious Neptune radiates as a field of fluid and veiling frequencies, influencing your form's profound relationship with hydration, moisture balance, and liquid rhythms. Through the gate and line it imprints, and by forming a channel with your foundational design, Neptune acts as a deeply rooted developmental force, shaping your body's capacity for circulation, absorption, and subtle fluid regulation. This influence operates beneath conscious awareness, guiding your form through patterns of flowing hydration and delicate balance. As the form's archetypal water bearer, Neptune aligns with the body's inherent ability to transform fluid distribution into life-sustaining essence, shifting between states of hydration and equilibrium as it moves through this cycle.

Neptune's developmental influence encourages your body to refine its capacity for fluid harmony, gradually evolving from simple hydration to an intricate balance of liquid rhythms. By forming a channel with your foundational design, this planetary force unconsciously strengthens your form's ability to maintain its moisture balance, shaping its vitality and subtle currents of sustenance. As the cycle progresses, your form will integrate Neptune's lessons of flow, hydration, and cellular harmony, responding instinctively to its aqueous and veiling frequencies.

### Gate 25: Innocence

**The perfection of action through on uncontrived and spontaneous nature.**

Gate 25 embodies a profound capacity for universal, unconditional love that transcends individuals and encompasses all of existence. This "cool" and impersonal love reflects a deep compassion for life in its entirety, offering others a sense of self-acceptance simply by being in its presence. It carries the challenge of maintaining a state of unaffected innocence despite the trials and hardships of life. Each experience, no matter how difficult, has the potential to deepen this innate innocence and naturalness, reinforcing its connection to the sacredness of life. Mystical in nature, Gate 25 often resonates with the energy of a shaman or priestess, embodying an intuitive understanding of life's deeper, spiritual dimensions. Themes of blood, whether symbolic or literal, may recur in its experiences, as this gate represents "the blood within the vessel of love," tying it to the essence of vitality and connection.

This gate's universal love can sometimes be misunderstood, as its affection extends equally to all things, from a sunrise or a crystal to a person. Its unique perspective finds meaning in life's interconnectedness, transcending the apparent pointlessness of existence by embracing the sacred unity of all that is. Gate 25 serves as a vessel for universal love, radiating a profound sense of acceptance and unity to the world. Its energy naturally conditions others, inviting them to embrace themselves and life as it is. Through its deep compassion and spiritual clarity, Gate 25 brings an extraordinary sense of meaning and harmony to the human experience.

#### Additional Gate Information:

- Incarnation Crosses: Vessel of Love, Innocence, Healing
- Incarnation Quarter: Mind (Initiation) - Aries / Pisces
- Energy Circuit: Centering
- Amino Acid: Arginin
- Anatomy: Blood
- Gene Keys: Constriction (Ignorant-Cold) - Acceptance - Universal Love



#### Line 4: Survival - No Fixing

The nature of true innocence can be maintained regardless of circumstances.

↑ **Venus & Jupiter:** The beauty of the rose in the garbage dump. Jupiter is also exalted. The highest principles even amongst the greatest decadence. The spiritual warrior; the innocence maintained regardless of circumstances. No polarity.

↓ **None:** No planet in detriment.

- Line Quality: Fixed on externalizing its single track quality.

The fourth line of Gate 25 represents a fixed, one-tracked quality of maintaining true innocence regardless of external circumstances. Through its transpersonal awareness, the fourth line recognizes the relationship between Self and Ego, demonstrating how motiveless action can persist even in challenging environments. This single-track dedication to universal love creates a living example of spiritual warriorship.

#### ↑ Exaltation (Venus & Jupiter):

The combined exaltation of Venus and Jupiter in the fourth line creates a powerful framework for maintaining innocence regardless of the situation. Like a single flower growing through cracked pavement, the fourth line's fixed nature becomes a living demonstration that beauty and truth can persist even in the most unlikely or challenging environments. For example, in a tumultuous social environment, the fourth line continues to embody universal love, inspiring others to find hope and meaning amid chaos.

This unwavering focus allows the fourth line to transform theoretical principles into lived experiences. By consistently staying aligned with existential truth, the fourth line becomes a guide for others, showing how spiritual warriorship can manifest in practical, everyday actions.

#### ↓ Detriment (None)

The fourth line has no planetary detriment, reflecting its purely exalted nature in maintaining innocence regardless of circumstances. For example, even in the midst of betrayal or loss, the fourth line remains steadfast in its connection to universal love, serving as a reminder that purity of intention and action can transcend adversity.

This lack of detriment highlights the fourth line's unique ability to consistently express spiritual values without compromise. Its presence serves as a stabilizing force, demonstrating that innocence and authenticity can endure even in the harshest conditions.



## Activations of Channel 3740: Community

	P/D	Gate & Line	Fixing	Filter	Lunar Return
<b>Foundation</b>	Personality	40.5	Exalted	Uranus	-
<b>Foundation</b>	Design	40.2	None	Uranus	-
<b>Lunar</b>	Personality	37.1	Exalted	Venus	Person
<b>Lunar</b>	Design	40.5	Exalted	Mars	Person

## Channel 3740: Community

### A Design of a Part seeking a Whole.

The 3740 Channel, known as the Channel of Community, has a natural gift for creating and maintaining social contracts and agreements. It instinctively understands how to balance individual needs with the needs of the tribe, using the energy of Gate 40 (Deliverance and Denial) and Gate 37 (Family and Affection). This channel excels at negotiating agreements that honor both personal boundaries and commitments to family or community.

The success of the 3740 Channel lies in its ability to establish clear, explicit bargains that form the foundation of thriving relationships. When agreements are fair and openly maintained, connections flourish, but when they are broken or left unclear, relationships suffer. This channel's strength lies in its capacity to uphold trust and balance within all personal and professional interactions.

Designed to create sustainable agreements, the 3740 Channel ensures mutual respect in both giving and receiving. It requires physical presence and direct, in-person contact to properly assess and establish its commitments—virtual communication is insufficient. By honoring its natural ability to negotiate fair bargains through personal connection, this channel plays a vital role in fostering trust, protection, and nourishment within communities.

### Components

Channel Type: Projected

Energy Family: Tribal – Support

Gate 37: The Family: The manifestation macro-and micro-cosmically of the organic nature of communities. Quarter of Initiation.

Gate 40: Deliverance: The point of transition between struggle and liberation. Quarter of Duality.



## Foundation

### Foundation Filter: Uranus

Like a lightning bolt of revolutionary insight, Uranus represents our conscious relationship to sudden change and breakthrough awareness. This electric force shapes our connection to the unexpected and unusual, conducting our genius through a matrix of innovation, liberation, and spontaneous revelation. As the archetypal awakener of higher consciousness, Uranus pulses with inventive frequencies, radical originality, and the profound ability to transform stagnation into breakthrough. Its energy manifests as both disruptive and illuminating - from the flashes of intuition that spark revolution to the quantum leaps that accelerate evolution. Through Uranus, we learn to embrace unprecedented change, transforming chaos into creative breakthrough, suddenly evolving from convention to inspired innovation as we awaken to new possibilities. As a personality activation Uranus represents "The Sidetrack" through the Learning Vertical, The Voice Lateral and the Martial Diagonals.

### Gate 40: Deliverance

#### The point of transition between struggle and liberation.

Gate 40 embodies the energy of tribal deliverance, balancing a deep need for aloneness with its role as a provider for the family (Gate 37) and the larger tribal community. Its willpower operates in natural cycles of work and rest, thriving when this balance is respected. While Gate 40 feels a strong sense of responsibility to provide, it also has an innate desire for solitude, which can create tension when family or community demands become overwhelming. Its initial response to requests is often "no," though this resistance can soften when a fair exchange or genuine appreciation is offered. Recognition and gratitude for its efforts are vital for Gate 40 to thrive, as it naturally loves to work when its need for rest and boundaries is honored. However, it must remain vigilant against manipulation through insincere appreciation aimed at maintaining its productivity.

The true challenge for Gate 40 lies in setting clear boundaries and effectively communicating its needs to avoid overextending its willpower, which has limits. Without proper rest, it risks serious burnout, making wise management of its energy essential. In relationships, Gate 40 requires fair bargains that respect its need for alone time and recovery, ensuring that its role as a provider does not come at the expense of its well-being. By honoring its need for rest and solitude, Gate 40 not only protects its own energy but also enhances its ability to serve the family and community. Its willpower is a valuable resource, and when managed wisely, it fulfills its provider role with strength and sustainability, ensuring the balance between giving to others and caring for itself.

### Additional Gate Information:

- Incarnation Crosses: Planning, Denial, Migration
- Incarnation Quarter: Relationships (Duality) - Virgo
- Energy Circuit: Tribal
- Amino Acid: Glycine
- Anatomy: Stomach
- Gene Keys: Exhaustion (Acquiescent/Contemptuous) - Resolve - Divine Will



## Line 5: Rigidity - Exalted

The recognition that to achieve liberation all negative forces must be rejected.

↑ **Uranus:** The revolutionary that demands absolute victory. The power of the ego is maintained in the rejection of negative relationships.

- Line Quality: Projected on as a universalized quality.

Line 5 operates within the realm of universal projection, where its willpower is perceived as rigid and uncompromising. Society views Line 5 as someone who will work when ready and rest when needed. This projection serves as both a shield and a challenge, helping Line 5 maintain necessary boundaries while risking the possibility of complete isolation.

### ↑ Exaltation (Uranus):

Uranus brings revolutionary clarity to Line 5, granting it the ability to discern which demands align with its willpower. Like a motor that only activates under the right conditions, Line 5 instinctively recognizes which calls deserve a response and ignores those that don't. For example, after refusing multiple misaligned requests, Line 5 will engage fully when the correct demand arises, preserving its energy for what truly matters. This perceived rigidity becomes a strength, as others learn to respect its boundaries.

The projection of rigidity acts as a natural filter, pushing away depleting influences while keeping supportive ones. Society's expectation that Line 5 will "do its thing when it wants" protects it from unnecessary demands. Through selective engagement, Line 5 preserves its willpower and ensures its contributions remain impactful and aligned.

### Foundation Filter: Uranus

Like an unconscious force of distinctive motion, the Design Uranus embodies our form's unique physical patterns and characteristic movements alongside its inherent unusualness. This electric force shapes our body's natural rhythms and distinctive gait, conducting our physical processes through a matrix of spontaneous impulse, kinetic originality, and instinctive innovation. As the form's archetypal pattern-breaker, the Design Uranus pulses with unexpected movements, distinctive locomotion, and the inherent ability to transform physical convention into unique expression. Its energy manifests as both unpredictable and authentically patterned - from the distinctive ways we walk to the physical quirks that mark our presence. Through the Design Uranus, our form learns to establish its characteristic movements, transforming standard mechanics into unique physical expressions, suddenly shifting from typical to distinctive patterns as our form develops. As a design activation the Design Uranus controls Movement through The Satori Vertical, The Solid Lateral and the Martial Diagonals.

## Gate 40: Deliverance

### The point of transition between struggle and liberation.

Gate 40 embodies the energy of tribal deliverance, balancing a deep need for aloneness with its role as a provider for the family (Gate 37) and the larger tribal community. Its willpower operates in natural cycles of work and rest, thriving when this balance is respected. While Gate 40 feels a strong sense of responsibility to provide, it also has an innate desire for solitude, which can create tension when family or community demands become overwhelming. Its initial response to requests is often "no," though this resistance can soften when a fair exchange or genuine appreciation is offered. Recognition and gratitude for its efforts are vital for Gate 40 to thrive, as it naturally loves to work when its need for rest and boundaries is honored. However, it must remain vigilant against manipulation through insincere appreciation aimed at maintaining its productivity.



The true challenge for Gate 40 lies in setting clear boundaries and effectively communicating its needs to avoid overextending its willpower, which has limits. Without proper rest, it risks serious burnout, making wise management of its energy essential. In relationships, Gate 40 requires fair bargains that respect its need for alone time and recovery, ensuring that its role as a provider does not come at the expense of its well-being. By honoring its need for rest and solitude, Gate 40 not only protects its own energy but also enhances its ability to serve the family and community. Its willpower is a valuable resource, and when managed wisely, it fulfills its provider role with strength and sustainability, ensuring the balance between giving to others and caring for itself.

**Additional Gate Information:**

- Incarnation Crosses: Planning, Denial, Migration
- Incarnation Quarter: Relationships (Duality) - Virgo
- Energy Circuit: Tribal
- Amino Acid: Glycine
- Anatomy: Stomach
- Gene Keys: Exhaustion (Acquiescent/Contemptuous) - Resolve - Divine Will



## Line 2: Resoluteness - No Fixing

**↑ Sun:** The power and authority in deliverance to shed forever the qualities which hampered liberation. The power through aloneness to recognize the importance and the potential disruptive effect of others.

**↓ Moon:** A natural peacefulness that in deliverance may sympathize with and attempt to nurture the forces which hampered liberation. The power of loneliness to blind the ego to the possible disruptive effect of others.

- Line Quality: Projection inwards. No subjective ability to see in. The natural.

Line 2 naturally projects its willpower outward, even as it remains blind to how visible this is to others. Living in its aloneness, Line 2 is unaware of how its willpower draws attention, leaving it vulnerable to the demands of others. This dynamic often surprises Line 2 when people recognize and attempt to access its energy for their own purposes.

### ↑ Exaltation (Sun):

The Sun empowers Line 2 to maintain boundaries and protect its need for rest. Its natural state of aloneness becomes a shield against unnecessary demands, allowing it to discern who can access its willpower. For example, when others attempt to impose on its restorative time, Line 2 has the strength to reject those who fail to respect its boundaries. This discernment ensures that only those who honor its need for rest are allowed into its space.

This boundary-setting capacity is key to Line 2's ability to preserve its energy. The Sun's influence illuminates the importance of solitude as a tool for both protection and liberation. By trusting its natural rhythms and need for solitude, Line 2 can avoid being drained by others and maintain its willpower for meaningful endeavors.

### ↓ Detriment (Moon):

Under the Moon's detriment, Line 2 becomes overly sympathetic to those who interrupt its rest. Its natural blindness to its own vulnerabilities leaves it defenseless against those who seek to tap into its willpower. For example, when someone penetrates its space with a seemingly harmless request like, "Would you do me a favor?", Line 2 may agree without realizing the cost to its energy and recovery.

This inability to maintain boundaries leaves Line 2 vulnerable to manipulation and overcommitment. The Moon's influence creates a pattern where Line 2 nurtures forces that prevent its recuperation, ultimately draining its willpower. Without discernment, it becomes susceptible to collapsing under the weight of others' demands, paying a physical and emotional price for failing to protect its restorative space.





## Lunar Return

### Conscious Venus - Lunar Return: Person

In this cycle, you will meet someone who embodies the qualities of Venus, through this gate and line. This individual will reflect the energy of harmony, beauty, and connection, offering a sense of balance and relationship within the channel they create with you. Their presence may feel magnetic, highlighting themes of love, values, and mutual appreciation.

Since this connection creates definition through a channel, their influence will help you explore the themes of this gate and line. They may encourage you to align with your values, nurture meaningful relationships, and integrate lessons of beauty and balance into your life.

### Gate 37: The Family

#### **The manifestation macro-and micro-cosmically of the organic nature of communities.**

Gate 37 serves as the cornerstone of the family unit, naturally expanding its influence into the broader tribal community. As part of the Community Channel, it is designed to nurture and harmonize within groups, offering a foundation of emotional sensitivity and affection. This gate thrives on creating and maintaining bonds through touch, care, and an intuitive understanding of relationships. It embodies the concept of bargaining, instinctively seeking mutually beneficial arrangements that strengthen connections. Gate 37's energy often motivates Gate 40's willpower to provide for the family, creating a dynamic interplay of resources and emotional support. However, its challenge lies in balancing the need for recognition and resources with the greater goal of maintaining harmony within the group.

The true gift of Gate 37 is its ability to hold communities together through a nurturing and appreciative spirit. It plays a vital role in distributing resources and affection within the family structure while carefully navigating the emotional waves and dynamics of group relationships. By upholding loyalty and tradition, Gate 37 fosters stability, yet it also adapts to shifting emotional needs to ensure fairness and balance. When guided by Inner Authority, this energy contributes to deep, meaningful connections that sustain and strengthen the bonds of family and community. Its capacity to harmonize and nurture is a powerful force that builds lasting foundations, ensuring the well-being of those it serves.

#### **Additional Gate Information:**

- Incarnation Crosses: Planning, Bargains, Migration
- Incarnation Quarter: Mind (Initiation) - Pisces
- Energy Circuit: Tribal
- Amino Acid: Proline
- Anatomy: Mouth. Dorsal Ganglia
- Gene Keys: Weakness (Over-Sentimental / Cruel) - Equality - Tenderness



## Line 1: The Mother/Father - Exalted

A position of inherent respect that ensures a focus for the development of guidelines.

↑ **Venus:** Harmony is the key to the successful maintenance of relationships. It is only through harmony that the beauty and the values of the family can endure. Friendship that is rooted in sensitivity and ensures harmony. No polarity.

- Line Quality: Introspective and investigating.

Line 1 embodies the archetypal mother/father energy that serves as the foundation of all family and tribal connections. Its introspective nature drives it to investigate and understand the deep sensitivity required to maintain harmony in relationships. Line 1's purpose is to transform higher awareness into practical family values and guidelines that nurture and sustain the whole.

### ↑ Exaltation (Venus):

Venus gives Line 1 a natural understanding of how harmony sustains family bonds. Its sensitivity to the needs of others allows it to create an environment where beauty, balance, and shared values can flourish. For example, Line 1 might intuitively navigate conflicts within a family by ensuring everyone feels heard and appreciated, fostering a sense of unity and trust.

As the foundation of tribal connection, Line 1 recognizes that harmonious relationships are built on clear and transparent agreements. Its deep sensitivity to resources and their fair distribution stems from nurturing wisdom, creating practical guidelines that support the entire family system.

### Unconscious Mars - Lunar Return: Person

During this cycle, your form will encounter someone who embodies the instinctive and dynamic energy of Mars, unconsciously expressing the themes of the gate and line imprinted. This planetary activation creates a defined channel in your design. If this person is under 40, their energy may feel raw and impulsive, driven by passion and a need to act—even if they are not fully aware of the underlying forces guiding them. For those over 40, the expression of Mars is likely more intentional, shaped by experience and a mastery of their own strength.

This person's presence may awaken a natural drive within you, encouraging bold action and engagement with the energy of this channel. Their influence can help propel you forward with courage and determination. However, as always, it is up to your inner authority to decide whether or not to engage with this energy.

### Gate 40: Deliverance

#### The point of transition between struggle and liberation.

Gate 40 embodies the energy of tribal deliverance, balancing a deep need for aloneness with its role as a provider for the family (Gate 37) and the larger tribal community. Its willpower operates in natural cycles of work and rest, thriving when this balance is respected. While Gate 40 feels a strong sense of responsibility to provide, it also has an innate desire for solitude, which can create tension when family or community demands become overwhelming. Its initial response to requests is often "no," though this resistance can soften when a fair exchange or genuine appreciation is offered. Recognition and gratitude for its efforts are vital for Gate 40 to thrive, as it naturally loves to work when its need for rest and boundaries is honored. However, it must remain vigilant against manipulation through insincere appreciation aimed at maintaining its productivity.

The true challenge for Gate 40 lies in setting clear boundaries and effectively communicating



its needs to avoid overextending its willpower, which has limits. Without proper rest, it risks serious burnout, making wise management of its energy essential. In relationships, Gate 40 requires fair bargains that respect its need for alone time and recovery, ensuring that its role as a provider does not come at the expense of its well-being. By honoring its need for rest and solitude, Gate 40 not only protects its own energy but also enhances its ability to serve the family and community. Its willpower is a valuable resource, and when managed wisely, it fulfills its provider role with strength and sustainability, ensuring the balance between giving to others and caring for itself.

#### **Additional Gate Information:**

- Incarnation Crosses: Planning, Denial, Migration
- Incarnation Quarter: Relationships (Duality) - Virgo
- Energy Circuit: Tribal
- Amino Acid: Glycine
- Anatomy: Stomach
- Gene Keys: Exhaustion (Acquiescent/Contemptuous) - Resolve - Divine Will

#### **Line 5: Rigidity - Exalted**

The recognition that to achieve liberation all negative forces must be rejected.

- ↑ **Uranus:** The revolutionary that demands absolute victory. The power of the ego is maintained in the rejection of negative relationships.
- Line Quality: Projected on as a universalized quality.

Line 5 operates within the realm of universal projection, where its willpower is perceived as rigid and uncompromising. Society views Line 5 as someone who will work when ready and rest when needed. This projection serves as both a shield and a challenge, helping Line 5 maintain necessary boundaries while risking the possibility of complete isolation.

#### **↑ Exaltation (Uranus):**

Uranus brings revolutionary clarity to Line 5, granting it the ability to discern which demands align with its willpower. Like a motor that only activates under the right conditions, Line 5 instinctively recognizes which calls deserve a response and ignores those that don't. For example, after refusing multiple misaligned requests, Line 5 will engage fully when the correct demand arises, preserving its energy for what truly matters. This perceived rigidity becomes a strength, as others learn to respect its boundaries.

The projection of rigidity acts as a natural filter, pushing away depleting influences while keeping supportive ones. Society's expectation that Line 5 will "do its thing when it wants" protects it from unnecessary demands. Through selective engagement, Line 5 preserves its willpower and ensures its contributions remain impactful and aligned.



## Educational Channels

---

An Educational Channel is created when two or more gates from your Lunar Return Cycle come together. Since these gates are not part of your Foundation Design, the channel takes on an educational quality. This channel may also link two undefined centers in your design, which can further enhance its educational impact. Educational Channels may present themselves as opportunities for **developmental** growth, new **directional** movements, or lessons through your interactions with two or more individuals you encounter.

<b>Channel 0463: Logic</b>	Directional, Person
----------------------------	---------------------



## Activations of Channel 0463: Logic

	P/D	Gate & Line	Fixing	Filter	Lunar Return
<b>Lunar</b>	Personality	4.1	None	South	Directional
<b>Lunar</b>	Personality	4.3	None	Mars	Person
<b>Lunar</b>	Personality	63.6	None	Mercury	Person
<b>Lunar</b>	Design	4.3	None	South	Directional

## Channel 0463: Logic

### A Design of Mental Ease Mixed with Doubt

Channel 0463 is a mental gift designed to flourish when directed outward toward others. Its strength lies not in solving personal puzzles but in offering clarity and inspiration in collective circumstances. With a powerful, questioning mind, this channel constantly seeks logical answers, using a skeptical and scientific approach to identify patterns and inconsistencies.

By filtering through mental patterns and spotting flaws, Channel 0463 helps others prepare for challenges and avoid potential pitfalls. However, its insights are not always the final word and often require testing and validation before being fully embraced. This forward-thinking and logical nature makes the channel a valuable resource for collective problem-solving and progress.

As a projected channel, Channel 0463 is most effective when it waits for an invitation before sharing its insights. This ensures its contributions are well-received and impactful, allowing its energy to flow where it is needed most. By focusing on external challenges rather than personal worries, and by embracing its role as a logical guide, this channel fulfills its purpose of providing clarity, guidance, and inspiration to others.

### Components

Channel Type: Projected

Energy Family: Understanding – Sharing

Gate 4: Youthful Folly: The energy to beguile and succeed despite ignorance. Freedom from retribution. Quarter of Duality.

Gate 63: After Completion: In the spiral of life, all ends are beginnings. Quarter of Initiation.



## Lunar Return

### Conscious South Node - Lunar Return: Directional

The Personality South Node represents your conscious relationship to environmental resonance and alignment during this cycle. This directional force guides you toward environments and patterns that feel naturally aligned through the gate and line it imprints. Its energy highlights areas of resonance that act as a temporary but necessary foundation, helping you orient yourself within the cycle's flow. The South Node's influence invites you to consciously reflect on where you are coming from and how this alignment anchors the unfolding of the cycle's broader trajectory.

As the archetypal anchor of directional attunement, the Personality South Node acts as a bridge to the environments and circumstances that shape your movement during this time. By activating the gate and line in your chart, it brings conscious awareness to how these influences create a stable point of orientation within the cycle. This activation forms a channel definition with your Foundation Design, and if your inner authority engages with this theme, it may guide you toward environments or experiences that align with the current phase of your trajectory, laying the groundwork for the directional shift to come.

### Gate 4: Youthful Folly

**The energy to beguile and succeed despite ignorance. Freedom from retribution.**

Gate 4 is a powerful mental force rooted in the pursuit of logical understanding and the need to address life's uncertainties. It carries the gift of generating answers and creating formulas in response to the pressure of doubts and questions. This gate thrives on its ability to swiftly produce solutions, offering clarity and direction in moments of confusion or uncertainty. However, its answers often represent the beginning of a process rather than definitive truths or final resolutions. Gate 4's strength lies in its capacity to spark ideas and initiate problem-solving, providing a foundation upon which deeper exploration and refinement can occur.

The challenge for Gate 4 is learning to balance its quick-answer capability with the patience required for thorough testing and experimentation. While it excels at offering mental clarity, its solutions must be validated over time to ensure their accuracy and effectiveness. Frustration may arise when its answers are prematurely accepted or rejected without the necessary evaluation. The key to Gate 4's success lies in embracing the process of refinement, understanding that true solutions emerge through time and experience. When aligned with this understanding, Gate 4 becomes a vital source of innovation and logic, offering the mental tools needed to address uncertainty and move toward clarity and progress.

### Additional Gate Information:

- Incarnation Crosses: Explanation, Formulization, Revolution
- Incarnation Quarter: Relationships (Duality) - Leo
- Energy Circuit: Understanding (Logical)
- Amino Acid: Valin
- Anatomy: Neocortex
- Gene Keys: Intolerance (Apathetic-Nit-Picking) - Understanding - Forgiveness



## Line 1: Pleasure - No Fixing

Ultimate pleasure cannot be achieved without perfect timing.

**↑ Moon:** The instinct to know the right moment and circumstances where pleasure is rewarded and not punished. The potential to recognize that there is a natural timing to the understanding process.

**↓ Earth:** Timing is not a product of discipline. Exaggerated self-discipline leads to the abuse of pleasure. The potential to recognize but the urge to force the timing.

- Line Quality: The Basis of the Hexagram; the investigative introspection.

The first line foundation brings sensitivity to the natural rhythm of the understanding process, enabling one to recognize perfect moments when answers bring pleasure rather than resistance. While this innate timing awareness allows insights to be received as valuable contributions, there is also a pressure to maintain control. This can lead to forcing understanding prematurely, turning potential pleasure into frustration when solutions are shared before their natural time.

### ↑ Exaltation (Moon):

The Moon exalted brings an instinctual awareness of timing in the sharing of understanding. Like the tides that know precisely when to flow and ebb, this first line position manifests as a natural attunement to moments when others are most receptive. Through the Moon's influence emerges an innate ability to sense when answers will bring pleasure rather than resistance.

This creates a protective intuition about the rhythm of understanding, knowing that answers, like the phases of the Moon, have their own organic timing. Like moonlight illuminating a path, this lunar sensitivity ensures insights are shared when they can be received as valuable contributions rather than unwanted intrusions.

### ↓ Detriment (Earth):

Under the Earth's detriment influence, the pressure to maintain control leads to forcing understanding prematurely. This energy becomes distorted into rigid timing and structured delivery of answers, regardless of natural receptivity.

This detriment often appears as an urgency to share solutions before their natural moment of ripeness. The potential pleasure is transformed into frustration, resulting in resistance and rejection when understanding is pushed at inopportune moments, rather than allowing it to emerge in its own perfect timing.





### **Conscious Mars - Lunar Return: Person**

In this cycle, you will meet someone who embodies the qualities of Mars, through this gate and line. This individual will reflect the energy of action, drive, and initiative, sparking a sense of momentum and courage within the channel they create with you. Their presence may feel dynamic and motivating, encouraging you to step out of your comfort zone and take purposeful action.

Since this connection creates definition through a channel, their influence will help you explore the themes of this gate and line. They may inspire you to channel your energy productively, embrace healthy ambition, and integrate lessons of determination and courage into your journey.

### **Gate 4: Youthful Folly**

**The energy to beguile and succeed despite ignorance. Freedom from retribution.**

Gate 4 is a powerful mental force rooted in the pursuit of logical understanding and the need to address life's uncertainties. It carries the gift of generating answers and creating formulas in response to the pressure of doubts and questions. This gate thrives on its ability to swiftly produce solutions, offering clarity and direction in moments of confusion or uncertainty. However, its answers often represent the beginning of a process rather than definitive truths or final resolutions. Gate 4's strength lies in its capacity to spark ideas and initiate problem-solving, providing a foundation upon which deeper exploration and refinement can occur.

The challenge for Gate 4 is learning to balance its quick-answer capability with the patience required for thorough testing and experimentation. While it excels at offering mental clarity, its solutions must be validated over time to ensure their accuracy and effectiveness. Frustration may arise when its answers are prematurely accepted or rejected without the necessary evaluation. The key to Gate 4's success lies in embracing the process of refinement, understanding that true solutions emerge through time and experience. When aligned with this understanding, Gate 4 becomes a vital source of innovation and logic, offering the mental tools needed to address uncertainty and move toward clarity and progress.

### **Additional Gate Information:**

- Incarnation Crosses: Explanation, Formulization, Revolution
- Incarnation Quarter: Relationships (Duality) - Leo
- Energy Circuit: Understanding (Logical)
- Amino Acid: Valin
- Anatomy: Neocortex
- Gene Keys: Intolerance (Apathetic-Nit-Picking) - Understanding - Forgiveness



### Line 3: Irresponsibility - No Fixing

The general refusal to apply oneself diligently when one can get by with much less effort.

↑ **Venus:** Where art is more valued than the artist. The potential to enjoy the formulas with no regard to their practical application.

↓ **Pluto:** The rationalization of irresponsibility as an act of refocalization. The potential to justify such a process in order to maintain it.

- Line Quality: Experiments with the theme of the Hexagram; trial and error process.

The third line experience brings pleasure in collecting and sharing answers for their inherent beauty, enabling appreciation of knowledge without attachment to its practical implementation. While this allows for light-hearted relationship with understanding, it can drive one to create elaborate rationalizations for avoiding responsibility, turning the simple joy of gathering solutions into a complex justification for maintaining distance from their actual application.

#### ↑ Exaltation (Venus):

Venus exalted brings aesthetic pleasure in collecting and sharing answers without the burden of practical implementation. Like an art collector appreciating beauty for its own sake, this third line position manifests as gathering mental solutions purely for the joy of having them. Through Venus's influence emerges the gift of maintaining a light-hearted relationship with knowledge, valuing the elegance of answers more than their application.

This creates a playful and creative relationship with understanding where solutions can be appreciated for their inherent beauty. Like admiring art without needing to be the artist, this Venusian quality ensures knowledge can be collected and shared with ease, unburdened by the weight of practical demonstration.

#### ↓ Detriment (Pluto):

Under Pluto's detriment influence, elaborate justifications emerge for avoiding responsibility. This Plutonian energy becomes distorted into complex rationalizations that maintain distance from practical application.

This detriment often appears as sophisticated explanations for theoretical knowledge serving a higher purpose. The potential light-hearted appreciation becomes transformed into an obsessive pursuit of justification, resulting in perpetual disconnection from implementation rather than maintaining the simple joy of gathering understanding.



### **Conscious Mercury - Lunar Return: Person**

In this cycle, you will meet someone who embodies the qualities of Mercury, through this gate and line. This individual will reflect the energy of communication, curiosity, and intellectual connection, helping to expand your perception and understanding of the world. They will be active in sharing ideas, opening new channels of dialogue, and fostering meaningful exchanges that promote growth and clarity.

Since this connection creates definition through a channel, their presence will highlight the themes and lessons tied to this gate and line. They may encourage you to express your thoughts, refine your communication style, and integrate the knowledge and perspectives they inspire into your journey.

### **Gate 63: After Completion**

**After Completion: In the spiral of life, all ends are beginnings.**

Gate 63 embodies the energy of doubt and questioning within the Logical Understanding family, scrutinizing collective patterns through a natural sense of suspicion. Its gift lies in formulating transformative questions that await the answers provided by Gate 4. This gate's power serves the process of scientific inquiry, though it requires caution when applied on a personal level. Its effectiveness emerges not from seeking answers but from engaging in the process of questioning itself. The strength of Gate 63 catalyzes transformation by forming precise inquiries, driving the expansion of knowledge boundaries toward a more secure understanding of the future. Its nature challenges it to balance skepticism without succumbing to overwhelming doubt, ensuring its questioning remains constructive rather than destructive.

The power of Gate 63 manifests as a catalyst for logical exploration, advancing collective awareness rather than seeking personal certainty. Its effectiveness depends on distinguishing between doubts that serve the collective and those that unnecessarily burden the individual. By using doubt constructively, this gate facilitates the establishment of reliable patterns through careful and deliberate questioning. Its purpose is to guide the collective journey through conscious and thoughtful inquiry rather than reflexive or unfocused skepticism. The impact of Gate 63 lies in its ability to question with precision, serving as a tool for progress and understanding within the larger framework of logical exploration.

### **Additional Gate Information:**

- Incarnation Crosses: Consciousness, Doubts, Dominion
- Incarnation Quarter: Mind (Initiation) - Pisces
- Energy Circuit: Logical
- Amino Acid: Prolin
- Anatomy: Pineal Gland
- Gene Keys: Doubt (Self-doubt/Suspicion) - Inquiry - Truth



## Line 6: Nostalgia - No Fixing

**↑ Jupiter:** The good sense to avoid turning the previous struggle into an obsession. The logic of leaving old doubts behind.

**↓ Pluto:** Revolutionary nostalgia. Illogic and the potential obsession with old suspicions and doubt.

- Line Quality: Transition maturation with a perspective beyond the gate and circuit. The role model.

- Transition: 22.1 - The Second Class Ticket

Line 6 in Gate 63 moves through distinct phases in its relationship to doubt and questioning, ultimately transcending the immediate gate to view the entire logical circuit and beyond. Its transitional nature bridges past patterns of questioning with future evolutionary potential, navigating the complex balance between timeless wisdom and progressive understanding.

### ↑ Exaltation (Jupiter):

With Jupiter exalted, Line 6 develops the wisdom to recognize when questions have fulfilled their purpose. For example, during its roof phase, it gains the perspective to avoid being trapped in past inquiries, allowing it to honor previous insights while remaining open to new questions that emerge. This expansive influence supports Line 6's ability to see how individual questions connect to broader logical patterns.

Jupiter's energy helps Line 6 maintain a delicate balance between valuing past wisdom and embracing future potential. As it moves into its role model phase, it demonstrates how to distinguish between questions that deserve continued exploration and those that should be left behind, offering a powerful example of how questioning evolves over time.

### ↓ Detriment (Pluto):

With Pluto in detriment, Line 6 may develop an obsessive relationship with historical patterns of questioning. For instance, it might idealize past paradigms, constantly seeking to validate present questions through outdated solutions, even during its roof phase. This fixation can lead to resistance in adopting new patterns of inquiry and a preference for familiar doubts.

Pluto's influence distorts Line 6's transitional nature by pulling it into cycles of comparing current questions to idealized past solutions. This prevents it from synthesizing past wisdom with present understanding, leaving it trapped in outdated questioning patterns. As a result, Line 6 may struggle to fulfill its role model potential of demonstrating how to balance past insights with openness to evolutionary new questions.



### Unconscious South Node - Lunar Return: Directional

The Design South Node represents your form's unconscious resonance with specific environments and its innate alignment during this cycle. This directional force naturally guides your body toward surroundings and patterns that feel physically compatible, shaped by the gate and line it imprints. Its energy creates a foundation of environmental attunement and physical familiarity, anchoring your form within the cycle's flow and supporting its unfolding in subtle but essential ways.

As the archetypal anchor of environmental attunement, the Design South Node serves as a bridge that connects your form to the correct spaces and circumstances for this phase. By activating the gate and line in your chart, it unconsciously aligns your physical form with environments that stabilize and support its directional movement. This activation forms a channel definition with your Foundation Design, and when your inner authority engages with this theme, it may initiate unconscious directional shifts, drawing your form toward experiences or environments that are essential for the trajectory of this cycle.

### Gate 4: Youthful Folly

**The energy to beguile and succeed despite ignorance. Freedom from retribution.**

Gate 4 is a powerful mental force rooted in the pursuit of logical understanding and the need to address life's uncertainties. It carries the gift of generating answers and creating formulas in response to the pressure of doubts and questions. This gate thrives on its ability to swiftly produce solutions, offering clarity and direction in moments of confusion or uncertainty. However, its answers often represent the beginning of a process rather than definitive truths or final resolutions. Gate 4's strength lies in its capacity to spark ideas and initiate problem-solving, providing a foundation upon which deeper exploration and refinement can occur.

The challenge for Gate 4 is learning to balance its quick-answer capability with the patience required for thorough testing and experimentation. While it excels at offering mental clarity, its solutions must be validated over time to ensure their accuracy and effectiveness. Frustration may arise when its answers are prematurely accepted or rejected without the necessary evaluation. The key to Gate 4's success lies in embracing the process of refinement, understanding that true solutions emerge through time and experience. When aligned with this understanding, Gate 4 becomes a vital source of innovation and logic, offering the mental tools needed to address uncertainty and move toward clarity and progress.

#### Additional Gate Information:

- Incarnation Crosses: Explanation, Formulization, Revolution
- Incarnation Quarter: Relationships (Duality) - Leo
- Energy Circuit: Understanding (Logical)
- Amino Acid: Valin
- Anatomy: Neocortex
- Gene Keys: Intolerance (Apathetic-Nit-Picking) - Understanding - Forgiveness



### Line 3: Irresponsibility - No Fixing

The general refusal to apply oneself diligently when one can get by with much less effort.

↑ **Venus:** Where art is more valued than the artist. The potential to enjoy the formulas with no regard to their practical application.

↓ **Pluto:** The rationalization of irresponsibility as an act of refocalization. The potential to justify such a process in order to maintain it.

- Line Quality: Experiments with the theme of the Hexagram; trial and error process.

The third line experience brings pleasure in collecting and sharing answers for their inherent beauty, enabling appreciation of knowledge without attachment to its practical implementation. While this allows for light-hearted relationship with understanding, it can drive one to create elaborate rationalizations for avoiding responsibility, turning the simple joy of gathering solutions into a complex justification for maintaining distance from their actual application.

#### ↑ Exaltation (Venus):

Venus exalted brings aesthetic pleasure in collecting and sharing answers without the burden of practical implementation. Like an art collector appreciating beauty for its own sake, this third line position manifests as gathering mental solutions purely for the joy of having them. Through Venus's influence emerges the gift of maintaining a light-hearted relationship with knowledge, valuing the elegance of answers more than their application.

This creates a playful and creative relationship with understanding where solutions can be appreciated for their inherent beauty. Like admiring art without needing to be the artist, this Venusian quality ensures knowledge can be collected and shared with ease, unburdened by the weight of practical demonstration.

#### ↓ Detriment (Pluto):

Under Pluto's detriment influence, elaborate justifications emerge for avoiding responsibility. This Plutonian energy becomes distorted into complex rationalizations that maintain distance from practical application.

This detriment often appears as sophisticated explanations for theoretical knowledge serving a higher purpose. The potential light-hearted appreciation becomes transformed into an obsessive pursuit of justification, resulting in perpetual disconnection from implementation rather than maintaining the simple joy of gathering understanding.



## Introduction to Environmental Gates

---

Environmental Gates in your Lunar Return represent additional characteristics that manifest in the people or specific individuals around you. Think of these characteristics as the backdrop of the scene in the movie of your Lunar Return. These "characters" bring color and depth to the environment stipulated by the Lunar Return Nodes and are certainly worth noticing; however, because they are designated as environmental activations, you are not intended to interact with these forces.

While your Shadow Mind may be tempted to engage with them, your inner authority will not—it inherently understands that these environmental themes are not meant for you to focus on or waste energy interacting with. These Environmental Gates and Lines are further influenced by the planet imprinting them. For example, Mercury may represent a background character attempting to communicate the essence of the gate and line it brings. You may observe this, but your authority will remain detached. Be aware, your Shadow Mind is influenced by everything!





## Head Center

P/D	Gate & Line	Fixing	Filter	Lunar Return Effect
Personality	61.3	Exalted	Moon	Environmental

### Conscious Moon - Lunar Return: Environmental

During this cycle, you may notice someone who brings a clear and active focus to the gate and line imprinted by the Moon in your chart. This person embodies the Moon's flowing and nurturing energy, naturally influencing the emotional tone of the environment. Through their emotional awareness and sensitivity, they bring conscious attention to the themes and experiences associated with this gate and line.

However, this activation does not create a channel in your design, so your Inner Authority is unlikely to pay direct attention to this energy. Instead, their presence serves as a background influence within the environment, subtly encouraging you to reflect on your feelings, process emotions, and align with the themes of this part of your chart.

### Gate 61: Inner Truth

#### The natural and spontaneous process of transformation and renewal.

Gate 61, known as Inner Truth, embodies a distinct mental pressure within the individual knowing energy circuit, constantly seeking to uncover mysteries and discover universal principles. This pressure generates an urge to explore existence's fundamental truths while simultaneously accepting that some elements remain unknowable. Through the cultivation of inner silence rather than forced mental seeking, its power emerges organically. The acoustic nature of this gate finds particular harmony through music, offering relief from mental overactivity and providing an alternative to constant intellectual pressure.

The effectiveness of Gate 61 manifests through discerning between what is truly unknowable and what can be valuably known, inspiring through sudden insights rather than fixating on complete resolution. Its strength emerges through organic inspiration rather than pressured discovery. The drive of this gate serves to reveal valuable truths through natural emergence, while its wisdom develops most profoundly through recognizing and accepting the limitations of what can be known, allowing inner truth to surface naturally through quiet acceptance rather than active pursuit.

#### Additional Gate Information:

- Incarnation Crosses: Maya, Thinking, Obscuration
- Incarnation Quarter: Spirit (Mutation) - Capricorn
- Energy Circuit: Individual
- Amino Acid: Isoleucin
- Anatomy: Pineal Gland
- Gene Keys: Psychosis (Disenchanted/Fanatical) - Inspiration - Sanctity



### Line 3: Interdependence - Exalted

It is exceedingly difficult for truth to stand alone.

↑ Moon: The ability to establish relationships for the actualization of truths, and through their nurturing and protective power to ensure a stable environment in which they can continue to grow. The pressure to know enhanced through collaboration.

Line 3 in Gate 61 explores the fundamental truth that knowing cannot exist in isolation. Through its natural trial-and-error process, it discovers that inner truth requires relationships and collaboration to fully actualize its potential. These connections often emerge through unexpected encounters and are shaped by both fruitful partnerships and painful separations.

#### ↑ Exaltation (Moon):

With the Moon exalted, Line 3 develops a unique ability to foster relationships that help manifest its insights into tangible forms. For example, its experiential nature, combined with Lunar nurturing, allows it to create stable environments where truths can evolve and mature. This results in opportunities for collaborative knowing that transcends individual limitations and nurtures mutual understanding.

The Moon's influence grants Line 3 patience in the face of trial and error, helping it recognize which connections truly support its truth-seeking journey. By cultivating environments where shared understanding can naturally emerge, Line 3 demonstrates how collaboration enhances its unique insights. This creates a protective field where relationships strengthen its knowing rather than diluting it.



## Ajna Center

P/D	Gate & Line	Fixing	Filter	Lunar Return Effect
Personality	17.1	None	Neptune	Environmental
Design	17.5	None	Saturn	Environmental

### Conscious Neptune - Lunar Return: Environmental

During this cycle, you may find yourself in the presence of someone whose energy feels subtle yet profound, embodying Neptune's qualities of intuition, creativity, and higher awareness. This person's influence gently activates the gate and line imprinted by Neptune in your chart, infusing the environment with a dreamlike or spiritually resonant quality. Through their alignment with compassion and imagination, they draw conscious attention to the themes associated with this gate and line.

However, because this activation does not create a channel in your design, your Inner Authority is unlikely to pay direct attention to this energy. Instead, their presence serves as a background influence within the environment, subtly encouraging you to reflect on themes of intuition, creativity, and unity in the areas tied to this part of your chart. Their influence may inspire you to access higher awareness, embrace compassion, and explore the deeper mysteries of life.

### Gate 17: Following

**The ancient law that those who wish to rule must know how to serve.**

Gate 17 represents a vital aspect of logical understanding through its ability to organize concepts and form opinions that serve the collective. This gate projects the mind into the future, seeking to create workable solutions and frameworks that provide value to others. It thrives on identifying logical patterns, structures, and frameworks, offering insight into how things can be improved or optimized over time. However, the opinions formed by Gate 17 remain theoretical until they are substantiated with the depth and detail provided by Gate 62. Without this articulation, the concepts may feel incomplete, though access to Gate 62 often becomes available at the right time through interactions with others or planetary transits. Patience is key, as opinions are best shared when recognized and invited, allowing Gate 17's insights to be expressed in a way that is impactful and well-received.

This gate also carries a unique relationship with time, as its mental projections often transcend conventional clock time and instead align with the "right time" for concepts to emerge and be shared. The organizing potential of Gate 17 is deeply forward-looking, offering valuable contributions to structuring the collective future. However, its energy must remain grounded in service, recognizing that its purpose is to benefit others rather than assert intellectual superiority. When expressed with humility and patience, the logical clarity and organizational abilities of Gate 17 become a powerful tool for collective progress, inspiring others to align with a more structured and thoughtful vision of the future.

### Additional Gate Information:

- Incarnation Crosses: Service, Opinions, Upheaval
- Incarnation Quarter: Form (Civilization) - Gemini
- Energy Circuit: Understanding (Logical)
- Amino Acid: Arginin
- Anatomy: Pituitary Gland, Right Eye
- Gene Keys: Opinion (Self-critical-Opinionated) - Farsightedness-Omniscience



## Line 1: Openness - No Fixing

**↑ Mars:** The energy to sustain a broad spectrum of stimuli. The possibility of having many opinions.

**↓ Venus:** A tendency to limit openness to aesthetically pleasing stimuli. The possibility to limit opinions to what is pleasing.

- Line Quality: Introspective and investigating.

The first line of Gate 17 establishes the foundational nature of how opinions form through direct investigation and personal experience. As an introspective first line, it begins the process of developing opinions with deep internal examination of stimuli. This creates the base from which all other levels of opinions in this gate emerge, setting the tone for how organized views are formed and expressed.

### ↑ Exaltation (Mars)

This line's Mars exaltation manifests as remarkable stamina for processing and engaging with a vast spectrum of stimuli. For example, the line's ability to sustain attention across diverse topics ensures it builds a rich internal database of experiences. This investigative quality supports the continuous formation of opinions, providing a solid foundation for the gate's organizing principle.

The Mars influence enables this line to remain open to new stimuli, maintaining tireless mental energy for firsthand investigation. This ensures that its opinions emerge naturally from direct experience rather than adopting beliefs from others. Its martial endurance creates a comprehensive framework of personal views that support the gate's purpose.

### ↓ Detriment (Venus)

This line's Venus detriment manifests as a tendency to limit natural openness by focusing only on what feels aesthetically pleasing or harmonious. For instance, this line may investigate deeply within areas that appeal to its sense of beauty while dismissing or ignoring less attractive but equally important subjects. This selective approach creates an imbalance in the gate's full potential for opinion formation.

The Venusian influence can make this line resistant to exploring challenging or uncomfortable topics. While it may develop sophisticated views within its preferred domains, this narrow focus prevents it from building a comprehensive understanding. Instead of maintaining openness to all stimuli, the investigative process becomes too selective, limiting the foundational role of this line.



### Unconscious Saturn - Lunar Return: Environmental

During this cycle, your form may become aware of someone who embodies the stabilizing and disciplining energy of Saturn, expressing the themes of the gate and line imprinted with precision, structure, and resilience.

This person's presence may illuminate the value of boundaries and measured release within you, encouraging a deeper understanding of discipline and the structured energy of this gate and line. Their influence may feel grounding, offering a sense of stability or a framework to navigate physical or material challenges. However, their impact is primarily intended to enrich the environment around you, as this activation does not form a channel in your design. As a result, your inner authority is unlikely to engage directly with this energy.

### Gate 17: Following

**The ancient law that those who wish to rule must know how to serve.**

Gate 17 represents a vital aspect of logical understanding through its ability to organize concepts and form opinions that serve the collective. This gate projects the mind into the future, seeking to create workable solutions and frameworks that provide value to others. It thrives on identifying logical patterns, structures, and frameworks, offering insight into how things can be improved or optimized over time. However, the opinions formed by Gate 17 remain theoretical until they are substantiated with the depth and detail provided by Gate 62. Without this articulation, the concepts may feel incomplete, though access to Gate 62 often becomes available at the right time through interactions with others or planetary transits. Patience is key, as opinions are best shared when recognized and invited, allowing Gate 17's insights to be expressed in a way that is impactful and well-received.

This gate also carries a unique relationship with time, as its mental projections often transcend conventional clock time and instead align with the "right time" for concepts to emerge and be shared. The organizing potential of Gate 17 is deeply forward-looking, offering valuable contributions to structuring the collective future. However, its energy must remain grounded in service, recognizing that its purpose is to benefit others rather than assert intellectual superiority. When expressed with humility and patience, the logical clarity and organizational abilities of Gate 17 become a powerful tool for collective progress, inspiring others to align with a more structured and thoughtful vision of the future.

#### Additional Gate Information:

- Incarnation Crosses: Service, Opinions, Upheaval
- Incarnation Quarter: Form (Civilization) - Gemini
- Energy Circuit: Understanding (Logical)
- Amino Acid: Arginin
- Anatomy: Pituitary Gland, Right Eye
- Gene Keys: Opinion (Self-critical-Opinionated) - Farsightedness-Omniscience



## Line 5: No Human is an island - No Fixing

The recognition, however understood, that there is no end to hierarchies.

↑ **Uranus:** The ultimate creative expression of interdependency, whether as God's will or global synthesis. Opinions that can express the value of being organized whether mundane or spiritual.

↓ **Mars:** The arrogance, despite all the evidence to claim, that the buck stops here! The possibility of opinions that refuse to see the value of being organized.

- Universalizing : Projected on as a universal quality

The fifth line of Gate 17 brings the capacity for universal organization through recognizing the endless, interconnected nature of hierarchical structures. Its projected universal quality allows it to help others understand how all systems—whether mundane or spiritual—are fundamentally interdependent.

### ↑ Exaltation (Uranus):

This line's Uranus exaltation manifests as a profound perception of the interconnectedness that binds all organizational systems together. For example, it might recognize how individual hierarchies contribute to ever-expanding patterns that extend far beyond immediate structures, offering a transformative view of organization as part of a cosmic order.

The revolutionary influence of Uranus enables the line to project universal qualities that help others recognize broader patterns of interdependence. By bridging the gap between practical systems and higher purposes, it inspires others to see how their roles fit into an expansive, interconnected framework.

### ↓ Detriment (Mars):

This line's Mars detriment manifests as an aggressive rejection of larger organizational patterns. For instance, it may resist acknowledging interdependence, asserting militant individualism that creates artificial barriers to natural hierarchical relationships. This disrupts its ability to help others recognize their place within broader systems.

The Mars influence can distort the line's universal projection, leading it to assert dominance and limit organization to what it can personally control. This resistance to natural ordering prevents the expansion of understanding into genuine interconnection, creating unnecessary conflict between individual expression and collective harmony.



## Throat Center

P/D	Gate & Line	Fixing	Filter	Lunar Return Effect
Personality	20.3	None	Uranus	Environmental
Design	20.3	None	Uranus	Environmental

### Conscious Uranus - Lunar Return: Environmental

During this cycle, you may cross paths with someone whose presence feels electric and unpredictable, embodying Uranus' energy of innovation and change. This person's influence brings a spark of originality and disruption to the gate and line imprinted by Uranus in your chart, infusing the environment with a sense of freedom and possibility. Through their bold individuality, they draw conscious attention to the themes connected to this gate and line.

However, because this activation does not create a channel in your design, your Inner Authority is unlikely to pay direct attention to this energy. Instead, their presence serves as a background influence within the environment, subtly encouraging you to reflect on themes of individuality, change, and progress in the areas tied to this part of your chart. Their influence may inspire you to explore new possibilities, embrace transformation, and align with your authentic self.

### Gate 20: Contemplation

**Contemplation: Recognition and awareness in the now which transforms understanding into right action.**

Gate 20 embodies the essence of living in the "Now," fully absorbed in the present moment as part of the integration energy network, which is centered on individual survival. This energy emphasizes that survival in the present is the foundation for any future. Its alignment with the here-and-now allows it to express itself either as a "voice" or an "action," depending on its connections to other gates. When connected to Gate 57 through the Knowing Circuit, it becomes the intuitive voice of the Spleen, offering instinctual insight and guidance in the moment. With Gate 10, it articulates correct behavior in the now, expressing alignment and authenticity. When linked to Gate 34, it gains the power to act decisively and energetically in the moment, channeling its energy into survival-driven action. This dynamic flexibility enables Gate 20 to function as a verbal, action-oriented, or dual-purpose gate.

In addition to its role in survival, Gate 20 also connects to the Knowing Circuit, particularly through its relationship with Gate 57, highlighting its intuitive and deeply individual nature. Its ability to tune into the present moment with clarity brings both empowerment and a potential for melancholy—a common trait of individual energies. This melancholy may reflect discomfort with the state of the world as it exists now, underscoring Gate 20's deep attunement to the present and its desire for alignment with authenticity and survival. Despite this, Gate 20 remains a transformative energy, offering the ability to act or speak with purpose and to ground itself firmly in the here-and-now, making it a vital force for both self-expression and survival.

### Additional Gate Information:

- Incarnation Crosses: Sleeping Phoenix, The Now, Duality
- Incarnation Quarter: Form (Civilization) - Gemini
- Energy Circuit: Integration & Knowing (Individual)
- Amino Acid: Leucin
- Anatomy: Medulla





- Gene Keys: Superficiality (Absent-Hectic) - Self Assurance - Presence

### Line 3: Self-awareness - No Fixing

Understanding derived from analysis of personal actions and effects.

↑ **Sun:** The proper attunement and development of the personality through self-consciousness. The expression of self-conscious awareness in the now.

↓ **Earth:** Self-consciousness in the extreme that hampers development. The expression of self-consciousness in the extreme.

- Line Quality: Attuning and adapting to a trial and error process.

The third line of Gate 20 operates through deep personal observation and experiential learning, creating a continuous feedback loop between actions and their effects in the present moment. This process of trial and error allows the line to refine its self-awareness and develop wisdom about how to navigate individual expression within collective spaces.

#### ↑ Exaltation (Sun):

This line's Sun exaltation illuminates its trial and error process, turning self-consciousness into a tool for growth. For example, by observing the outcomes of its interactions, the line develops a sophisticated understanding of how to operate authentically in the now. Each experience acts as a step toward greater presence and self-mastery.

The Sun's influence empowers the line to transform self-observation into a mechanism for deeper understanding. Through adaptability and learning from each interaction, it refines its ability to express individuality within collective dynamics, creating genuine wisdom about maintaining presence while staying true to its authentic self.

#### ↓ Detriment (Earth):

This line's Earth detriment can turn self-consciousness into excessive self-monitoring, inhibiting spontaneity. For instance, the line's tendency to overanalyze every action and reaction may create anxiety, restricting its ability to engage naturally in the present moment. This hesitation blocks valuable experiential learning.

The Earth's influence can also amplify the line's sensitivity to rejection or misunderstanding, leading to withdrawal from potentially enriching experiences. Overwhelming self-consciousness may prevent the trial and error process necessary for growth, creating a cycle of internal struggle that limits both personal development and connection with others.



### Unconscious Uranus - Lunar Return: Environmental

During this cycle, your form may become aware of someone who embodies the innovative and unpredictable energy of Uranus, expressing the themes of the gate and line imprinted with originality, spontaneity, and distinctiveness.

This person's presence may awaken a recognition of your own unique patterns or inspire a sense of freedom and individuality within you, encouraging alignment with the unconventional energy of this gate and line. Their influence may feel electric, breaking through routine or conventional expectations with sudden bursts of innovation or originality. However, their impact is primarily intended to enrich the environment around you, as this activation does not form a channel in your design. As a result, your inner authority is unlikely to engage directly with this energy.

### Gate 20: Contemplation

**Contemplation: Recognition and awareness in the now which transforms understanding into right action.**

Gate 20 embodies the essence of living in the "Now," fully absorbed in the present moment as part of the integration energy network, which is centered on individual survival. This energy emphasizes that survival in the present is the foundation for any future. Its alignment with the here-and-now allows it to express itself either as a "voice" or an "action," depending on its connections to other gates. When connected to Gate 57 through the Knowing Circuit, it becomes the intuitive voice of the Spleen, offering instinctual insight and guidance in the moment. With Gate 10, it articulates correct behavior in the now, expressing alignment and authenticity. When linked to Gate 34, it gains the power to act decisively and energetically in the moment, channeling its energy into survival-driven action. This dynamic flexibility enables Gate 20 to function as a verbal, action-oriented, or dual-purpose gate.

In addition to its role in survival, Gate 20 also connects to the Knowing Circuit, particularly through its relationship with Gate 57, highlighting its intuitive and deeply individual nature. Its ability to tune into the present moment with clarity brings both empowerment and a potential for melancholy—a common trait of individual energies. This melancholy may reflect discomfort with the state of the world as it exists now, underscoring Gate 20's deep attunement to the present and its desire for alignment with authenticity and survival. Despite this, Gate 20 remains a transformative energy, offering the ability to act or speak with purpose and to ground itself firmly in the here-and-now, making it a vital force for both self-expression and survival.

#### Additional Gate Information:

- Incarnation Crosses: Sleeping Phoenix, The Now, Duality
- Incarnation Quarter: Form (Civilization) - Gemini
- Energy Circuit: Integration & Knowing (Individual)
- Amino Acid: Leucin
- Anatomy: Medulla
- Gene Keys: Superficiality (Absent-Hectic) - Self Assurance - Presence



### Line 3: Self-awareness - No Fixing

Understanding derived from analysis of personal actions and effects.

↑ **Sun:** The proper attunement and development of the personality through self-consciousness. The expression of self-conscious awareness in the now.

↓ **Earth:** Self-consciousness in the extreme that hampers development. The expression of self-consciousness in the extreme.

- Line Quality: Attuning and adapting to a trial and error process.

The third line of Gate 20 operates through deep personal observation and experiential learning, creating a continuous feedback loop between actions and their effects in the present moment. This process of trial and error allows the line to refine its self-awareness and develop wisdom about how to navigate individual expression within collective spaces.

#### ↑ Exaltation (Sun):

This line's Sun exaltation illuminates its trial and error process, turning self-consciousness into a tool for growth. For example, by observing the outcomes of its interactions, the line develops a sophisticated understanding of how to operate authentically in the now. Each experience acts as a step toward greater presence and self-mastery.

The Sun's influence empowers the line to transform self-observation into a mechanism for deeper understanding. Through adaptability and learning from each interaction, it refines its ability to express individuality within collective dynamics, creating genuine wisdom about maintaining presence while staying true to its authentic self.

#### ↓ Detriment (Earth):

This line's Earth detriment can turn self-consciousness into excessive self-monitoring, inhibiting spontaneity. For instance, the line's tendency to overanalyze every action and reaction may create anxiety, restricting its ability to engage naturally in the present moment. This hesitation blocks valuable experiential learning.

The Earth's influence can also amplify the line's sensitivity to rejection or misunderstanding, leading to withdrawal from potentially enriching experiences. Overwhelming self-consciousness may prevent the trial and error process necessary for growth, creating a cycle of internal struggle that limits both personal development and connection with others.



## G Center

P/D	Gate & Line	Fixing	Filter	Lunar Return Effect
Personality	7.5	None	Jupiter	Environmental
Design	1.6	None	Moon	Environmental

### Conscious Jupiter - Lunar Return: Environmental

During this cycle, you may encounter someone who naturally embodies the expansive and optimistic qualities of Jupiter, bringing a vibrant energy to the gate and line imprinted by Jupiter in your chart. This person's presence may infuse the environment with a sense of growth, wisdom, and opportunity. Through their ability to align with principles of protection and abundance, they draw conscious attention to the themes connected to this gate and line.

However, because this activation does not create a channel in your design, your Inner Authority is unlikely to pay direct attention to this energy. Instead, their presence serves as a background influence within the environment, subtly encouraging you to reflect on themes of growth, security, and wisdom in the areas tied to this part of your chart. Their influence may inspire you to consider how you create stability and abundance in alignment with your values and aspirations.

### Gate 7: The Army

**The point of convergence. By design, the need for leadership to guide and order society.**

Gate 7 represents the essence of logical leadership, embodying the "Self" as it interacts with and guides others. It plays a vital role in directing society toward the future, forming part of the leadership framework within the collective understanding family, specifically through The Channel of The Alpha. Focused on creating secure and reliable patterns for humanity's progression, Gate 7 operates with an innate and nonmanipulative impulse to lead. This leadership is natural and uncontrived, requiring recognition and invitation before stepping into a position of guidance. Without this acknowledgment, it cannot take control or demand followership. Its leadership style is often subtle yet impactful, sometimes functioning as the "power behind the throne," influencing direction and shaping progress without being overtly in the spotlight. Gate 7 has the unique gift of sensing the path forward, instinctively knowing where people or systems need to go to achieve future goals, provided its guidance is sought out and respected.

This gate's influence is most effective in public or collective settings, where its authority to lead and guide is naturally recognized. However, it is important to understand that its leadership does not extend in the same way to tribal or individual interactions. In these settings, Gate 7 must respect the need for equality in one-on-one relationships or honor the structure and hierarchy of tribal dynamics. Attempting to push leadership in these areas often leads to tension and resistance. Within the collective, however, Gate 7 thrives as a trusted guide, offering vision and direction for a flourishing and secure future. Its nuanced leadership style, rooted in recognition and collaboration, ensures its influence is both profound and enduring, shaping pathways for collective progress with clarity and purpose.

### Additional Gate Information:

- Incarnation Crosses: Sphinx, Interaction, Masks
- Incarnation Quarter: Relationships (Duality) - Leo
- Energy Circuit: Understanding (Logical)



- Amino Acid: Valin
- Anatomy: Diaphragm
- Gene Keys: Division (Hidden-Dictatorial) - Guidance - Virtue

### Line 5: The General - No Fixing

Leadership whose authority must be absolute and is sanctioned by society in times of crisis.

↑ **Venus:** The gift of attracting loyalty necessary in harmonizing the potential of society. The capacity of the Self through its role to attract loyalty.

↓ **Neptune:** The commander isolated from his troops and obsessed with victory at any price. The lack of loyalty when the Self insists on isolation.

- Line Quality: Completes and universalizes the theme of the Hexagram.

The fifth line position brings an attraction of natural loyalty through others' projections, enabling effective crisis leadership when normal structures need temporary suspension. While this allows selective engagement with transpersonal leadership roles, it can drive resistance against projected responsibilities, leading to problematic isolation that creates collective anxiety when intervention is needed.

#### ↑ Exaltation (Venus):

This line carries the weight of others' projections - they see in it the potential savior, especially in times of crisis. When exalted, this line's natural state attracts loyalty before action, as others project their need for strong leadership onto it.

Like the ancient Roman generals given temporary absolute authority, this line is called upon when normal structures need temporary suspension for the greater good. It embodies the transpersonal leader who emerges in times of crisis, naturally attracting the loyalty needed to harmonize society's potential, while maintaining selectivity about when to step into these projected leadership roles.

#### ↓ Detriment (Neptune):

In detriment, this line resists the leadership projections placed upon it. By withdrawing when society calls for its guidance, it creates collective anxiety in those who naturally look to it during times of crisis.

This detriment's withdrawal from projected responsibility breeds distrust among those who naturally look to it for guidance. Rather than selectively choosing when to lead, this line might completely withdraw from its natural capacity, creating a disconnect between society's needs during crisis and its unwillingness to fulfill the role others see as inherent.



### Unconscious Moon - Lunar Return: Environmental

During this cycle, your form may notice someone who brings a unique focus to the gate and line imprinted by the Moon in your Cycle chart. This person embodies the Moon's flowing and receptive energy, naturally drawing attention to this aspect of the cycle. Through their emotional awareness and attunement, they help illuminate the themes and experiences associated with this gate and line.

However, this activation does not create a definition in your design and is not directly significant to you. Instead, it serves as a background influence—a character within the environment of your cycle.

### Gate 1: The Creative

#### Creation as a primal force.

Gate 1 represents a profoundly transformative creative force driven by an innate need for unique self-expression. This creativity is not rooted in awareness or logic but flows from its distinct individual direction, often demanding attention. The well of creativity within this gate is limitless, introducing fresh and innovative perspectives to the world. While Gate 1 may thrive in moments of solitary creation, its true fulfillment comes through interaction with others, where its uniqueness can inspire and influence. Its role is not about being the best but about being authentically new and different, carving a path that others may eventually follow. However, this drive for originality is not always recognized or appreciated, which can lead to feelings of melancholy when its distinctiveness goes unnoticed or unvalued.

The creative energy of Gate 1 moves in pulses, bringing bursts of inspiration that demand expression. When fully immersed in the creative flow, concerns about goals, recognition, or external validation fade away, leaving only the joy of creation itself. Yet, when this creativity remains unexpressed, sadness or frustration may arise, as the energy of this gate is meant to be shared with the world. As a trailblazer of self-expression, Gate 1 is a gift to humanity, offering a unique and empowering force that inspires change and transformation simply by being an authentic example. Even if its contributions are not always immediately understood, its mutative influence has the power to leave a lasting impact, challenging others to see the world through a new lens.

#### Additional Gate Information:

- Incarnation Crosses: Sphinx, Self-Expression, Defiance
- Incarnation Quarter: Spirit (Mutation) - Scorpio
- Energy Circuit: Knowing (Individual)
- Amino Acid: Lysin
- Anatomy: Liver
- Gene Keys: Entropy (Depressive-Frenetic) - Freshness - Beauty



## Line 6: Objectivity - No Fixing

**↑ Earth:** Clear assessment of creative value. Clarity in creative expression.

**↓ Pluto:** The risk that subjective appraisal will result in disappointment and creative frustration. Subjectivity in self-expression that may lead to creative frustration.

- Line Quality: Transition maturation with a perspective beyond the gate and circuit. The role model.

- Transition: 43.1 - Patience

The sixth line role model position brings the mature perspective that true creative value can only be assessed through time's lens, requiring patient objectivity to distinguish between temporary trends and genuine mutations that operate on a generational scale. This transcendent view enables evaluation of creative expression from a grounded distance, though the temptation exists to make premature judgments rather than allowing time to reveal enduring significance.

### ↑ Exaltation (Earth):

The Earth's exalted influence brings a rare clarity in assessing creative value from a transcendent perspective. The sixth line position allows seeing beyond immediate recognition or success, understanding that true creative mutation operates on a generational timescale. The Earth grounds this wisdom in a profound recognition that authentic creative value can only be assessed through time's lens.

Through the Earth's influence, this line develops a mature understanding that true creative assessment requires patience and perspective. Rather than seeking immediate validation, there is a natural grasp that significant mutations ripple through generations, often only fully appreciated long after their emergence.

### ↓ Detriment (Pluto):

Under Pluto's detriment influence, this line experiences subjective assessment leading to premature judgment and creative frustration. The challenge lies in resisting the temptation to make definitive evaluations too quickly, particularly in the early more subjective life phases. This can manifest as disappointment when initially promising expressions fail to maintain their perceived value over time.

The role model potential can be compromised when Pluto's detriment leads to premature judgment rather than patient observation. This can result in creative frustration as the line learns the sometimes painful distinction between temporary appeal and genuine mutation.





# Heart Center

P/D	Gate & Line	Fixing	Filter	Lunar Return Effect
-----	-------------	--------	--------	---------------------

You have no Environmental planet imprints in this center.



## Splenic Center

P/D	Gate & Line	Fixing	Filter	Lunar Return Effect
-----	-------------	--------	--------	---------------------

You have no Environmental planet imprints in this center.



## Sacral Center

P/D	Gate & Line	Fixing	Filter	Lunar Return Effect
Design	14.1	None	Venus	Environmental
Design	29.2	None	Jupiter	Environmental

### Unconscious Venus - Lunar Return: Environmental

During this cycle, your form may become aware of someone who embodies the energy of Venus, emphasizing themes of discernment, values, and the beauty of refinement through the gate and line imprinted. This person may encourage you to reflect on what truly matters in your relationships, creativity, and sense of self-worth.

However, their presence is primarily intended to enrich the environment around you, as this activation does not form a channel in your design. Consequently, your inner authority is unlikely to engage directly with this energy.

### Gate 14: Possession in Great Measure

**The basic worth realized in contributing individual efforts to group goals.**

Gate 14, the Gate of Power Skills, represents the ability to accumulate and retain energy through consistent and creative effort. It carries the energy potential to empower unique direction and drive new projects into the world, making it a key force for innovation and transformation. As one of the most materially focused gates within the Individual Knowing Circuit, it is closely tied to wealth—not just in material terms but as a form of energy that fuels progress and change. Gate 14 thrives when its work is a true labor of love, channeling its natural capacity for hard work into projects that are personally meaningful. However, its potential for excellence requires long-term focus and clear guidance (from Gate 2) to avoid becoming stuck in purposeless or exhausting endeavors.

This gate also plays a vital role in energizing teams and fostering successful collaboration. Its skills and commitment can empower others and create opportunities for collective success, making it a natural wealth generator and enabler of progress. However, Gate 14's impact is most effective when its drive is balanced with purpose and aligned with work that feels fulfilling. When this alignment is achieved, it not only contributes to personal satisfaction but also inspires societal growth and transformation. The energy of Gate 14 demonstrates the power of sustained effort and creative determination, serving as a reminder that true wealth and success come from work that is both meaningful and deeply loved.

### Additional Gate Information:

- Incarnation Crosses: Contagion, Empowering, Uncertainty
- Incarnation Quarter: Spirit (Mutation) - Scorpio
- Energy Circuit: Knowing (Individual)
- Amino Acid: Lysin
- Anatomy: Small Intestine
- Gene Keys: Compromise (Impotent-Enslaved) - Competence - Bounteousness



## Line 1: Money isn't everything - No Fixing

The recognition that wealth has its own problems.

**↑ Jupiter:** The lust for lucre tempered by higher principles. The key to manifesting power is higher principles.

**↓ Mercury:** The delusion that you can throw money at problems. Energy alone can never be the key.

- Line Quality: Introspective and investigating.

This first investigator line embodies the fundamental nature of Gate 14's power dynamics through its recognition that wealth brings its own challenges. The line's introspective quality allows it to see beyond simple material success to understand the deeper principles of power. This positioning gives it unique insight into how raw energy and material resources must be guided by higher purpose to be truly effective.

### ↑ Exaltation (Jupiter):

This exalted brings a natural ability to temper the pure drive for wealth with an understanding of higher principles. Through careful investigation, it discovers that successful manifestation requires more than just raw energy or resources. Its power finds its greatest expression when aligned with meaningful purpose rather than mere accumulation, as seen in the way it might manifest as a business consultant who consistently advises clients to align their resources with meaningful objectives rather than pursuing profit alone.

The line's investigative nature leads it to explore the relationship between energy investment and valuable outcomes. It recognizes that desperate attempts to convert power into currency or success often miss the mark. Instead, its gift lies in understanding how to channel power in accordance with deeper principles and genuine direction.

### ↓ Detriment (Mercury):

The detriment faces the temptation to believe that simply applying more resources or energy will solve any problem. This can lead to frustrating experiences where increased effort or investment fails to produce desired results. The challenge lies in recognizing when force alone cannot create the direction sought, often manifesting as someone who repeatedly throws money at business ventures without proper research or direction, learning through loss that resources alone cannot guarantee success.

The underlying confusion about direction that characterizes the 14th gate becomes particularly apparent in this line's experience. Without clear guidance, it may find itself repeatedly investing energy into paths that aren't truly aligned with its nature. This can create a pattern of misdirected power and resources.



### Unconscious Jupiter - Lunar Return: Environmental

During this cycle, your form may become aware of someone who embodies the expansive and protective energy of Jupiter, expressing the themes of the gate and line imprinted with wisdom, growth, and abundance.

This person's presence may inspire a sense of faith and optimism within you, encouraging an expanded perspective and alignment with the energy of this gate and line. Their influence may feel magnanimous, offering guidance or opportunities for growth. However, their impact is primarily intended to enrich the environment around you, as this activation does not form a channel in your design. As a result, your inner authority is unlikely to engage directly with this energy.

### Gate 29: The Abysmal

**The deep within the deep. Persistence despite difficulties has its inevitable rewards.**

Gate 29 embodies the powerful energy of commitment, with an innate drive to fully engage in life's experiences. As part of the Abstract Sensing Circuit, it thrives on being immersed in experiences rather than evaluating them from an existential perspective. Its primary challenge is discerning when to commit and when to hold back, as overextending through too many commitments can lead to frustration and burnout. Waiting for the right opportunities, guided by Inner Authority, ensures that Gate 29's energy is directed toward endeavors that align with purpose. When properly aligned, this commitment fuels perseverance, allowing it to navigate difficulties and see things through to completion. However, indiscriminate mental agreement to experiences often results in quitting prematurely, reputational struggles, and a loss of direction.

Without the complementary Gate 46, which brings alignment with the physical and experiential flow of life, Gate 29 may find itself more focused on completing tasks than appreciating the journey itself. This balance is often found through interactions with others carrying Gate 46 or through planetary transits. The true gift of Gate 29 lies in its wholehearted commitment to new experiences, trusting in life without preconceived expectations of results. Its energy to say "Yes" to life is balanced by the wisdom to say "No" when necessary, ensuring resilience and enthusiasm in navigating life's fluctuations. When guided by Inner Authority, Gate 29 discovers unexpected surprises and meaning through unwavering trust in life's unfolding process.

#### Additional Gate Information:

- Incarnation Crosses: Contagion, Commitment, Industry
- Incarnation Quarter: Relationships (Duality) - Leo
- Energy Circuit: Sensing (Abstract)
- Amino Acid: Valin
- Anatomy: Sacral plexus
- Gene Keys: Half-hearted (Over-committing-Unreliable) - Commitment - Devotion



## Line 2: Assessment - No Fixing

Persistence tempered by caution.

↑ **Sun:** The power of sustainment as a guiding light. Saying yes and the power to persevere.

↓ **Venus:** A tendency to overcautiousness when persistence is perceived as adding to rather than ending disharmony. Caution in saying yes, when perseverance leads to disharmony.

- Line Quality: Projection inwards. No subjective ability to see in. The natural.

The second line of Gate 29 projects a natural readiness for commitment but lacks subjective introspection. Its process of discovering whether its projected power matches actual resources occurs through direct experience rather than mental calculation. This projection invites opportunities for alignment or misalignment, revealing the second line's capacity to sustain its commitments.

### ↑ Exaltation (Sun):

With the Sun in exaltation, the second line projects a powerful life force that naturally draws others to its perceived readiness for commitment. For example, it might be invited to take on a leadership role in a team, with others sensing its potential to persist. Through direct engagement, the second line discovers whether its projected capacity aligns with its actual resources, allowing its true power to emerge.

The Sun's influence supports the second line's ability to test and refine its sustainment power through lived experiences. Each commitment reveals whether its natural broadcast of readiness is backed by authentic capacity. Over time, these experiences develop confidence and alignment, grounding its projections in proven ability.

### ↓ Detriment (Venus):

With Venus in detriment, the second line's projected readiness for commitment may falter when social dynamics expose a gap between its perceived and actual resources. For instance, it may pull back from a promising opportunity if it senses resistance or conflict, prioritizing harmony over persistence.

This overcautiousness creates hesitation and limits its ability to fully engage with challenges. Venus' influence can cause the second line to contract its natural projection when faced with disharmony or rejection. Painful experiences, such as failed commitments, build a pattern of restraint, where the second line holds back to avoid social conflict. Over time, this caution reshapes its expression of commitment energy, filtering its natural readiness through the lens of past difficulties.



## Solar Plexus Center

P/D	Gate & Line	Fixing	Filter	Lunar Return Effect
Personality	49.1	None	North Node	Environmental
Design	49.3	None	North Node	Environmental

### Conscious North Node - Lunar Return: Environment Direction

The Personality North Node represents your conscious connection to the environments that support growth and forward movement during this cycle. This directional force subtly draws you toward spaces shaped by the gate and line it imprints, highlighting people or characteristics within these environments that align with the cycle's trajectory. These elements act as a background influence, pointing toward the potential for expansion and evolution during this phase.

Because this activation does not create a channel in your design, your Inner Authority is unlikely to actively engage with this energy. Instead, the North Node's influence shapes the environment itself, encouraging you to notice and acknowledge the qualities or individuals present in these spaces. These environmental elements are intentionally part of the backdrop, supporting the unfolding of the cycle's future direction.

### Gate 49: Revolution

**Ideally the transformation of forms based on the highest principles and not simply for power.**

Gate 49 represents a profound connection to the emotional systems that govern tribal resources and relationships. It operates through Tribal ratchet/fast release emotional waves, which influence the perception of needs and principles over time. This gate plays a critical role in establishing principles for resource distribution, determining how and why resources are allocated within the tribe. Its sensitivity to the emotional climate allows it to sense when change or even revolution is necessary, but this same sensitivity requires careful awareness of emotional fluctuations to avoid hasty rejections or decisions. Gate 49's strength lies in its ability to discriminate and organize tribal resources effectively, ensuring the survival and well-being of the community. However, its principles are closely tied to its emotional states, creating moments of acceptance or rejection that can shift depending on where it is within its emotional wave.

To maintain its effectiveness, Gate 49 must prioritize clear and constant communication, as its principles and perceptions are subject to change with the natural rise and fall of emotions. It holds the power of exclusion, but this power is most effective when used as a last resort rather than a reaction to fleeting emotional states. When perceived as unprincipled or not serving the tribal good, Gate 49 risks rejection, emphasizing the importance of emotional clarity before taking action. Its fluctuating awareness of need and principle means it may view situations differently at emotional peaks versus valleys, requiring patience and restraint to ensure sound judgment. By adhering to the mantra "Stay in communication and don't act in the moment," Gate 49 can navigate its emotional waves with wisdom, ensuring its decisions serve the tribal good and uphold the principles that sustain tribal survival.

### Additional Gate Information:

- Incarnation Crosses: Explanation, Principles, Revolution
- Incarnation Quarter: Mind (Initiation) - Aquarius
- Energy Circuit: Tribal





- Amino Acid: Histidin
- Anatomy: Solar Plexus
- Gene Keys: Reaction (Inert-Rejecting) - Revolution - Rebirth

### Line 1: The Law of Necessity - No Fixing

Revolution has no support unless it is perceived as necessary.

↑ **Jupiter:** The understanding that the potential of a principle to expand support is dependent on it being accepted. The awareness that the potential of a principle is based on it being accepted as viable.

↓ **Sun:** The misuse of influence, to insist that necessity can be created out of action. The 'Helter Skelter' syndrome. To commit acts of disorder as proof that disorder exists. Oversensitivity to rejection that can turn a principle into a crusade.

- Line Quality: Introspective and investigating.

As a foundational line, Line 1 deeply investigates the principle that revolution cannot gain support unless it is perceived as necessary. Through careful introspection, Line 1 uncovers the truth that principles only expand and gain momentum when they are accepted as viable by others. This understanding forms the essential bedrock for all revolutionary potential.

#### ↑ Exaltation (Jupiter):

Jupiter highlights Line 1's ability to understand how principles gain support through acceptance. For example, Line 1 may observe that a proposed solution addressing basic tribal needs naturally attracts support, while purely ideological ideas fail to gain traction. This introspective ability allows Line 1 to assess the viability of principles and their alignment with real-world necessities.

Line 1's strength lies in its patience and awareness of the law of necessity. By carefully investigating what the tribe values and needs, Line 1 ensures its principles have the foundation required to gain support. This discernment allows Line 1 to focus on solutions that foster genuine revolutionary potential, maximizing the likelihood of tribal acceptance.

#### ↓ Detriment (Sun):

Under the influence of the Sun, Line 1 may attempt to manufacture necessity through false or exaggerated actions. For example, it might create artificial crises to justify its principles, such as stirring up disorder to prove the existence of a problem. This forced approach undermines the very revolutionary potential it seeks to promote.

Line 1's oversensitivity to rejection can lead to turning principles into aggressive crusades. This distortion causes Line 1 to lose sight of real necessity, replacing it with manufactured urgency. By relying on provocative actions, Line 1 risks destabilizing its foundational understanding, diminishing the likelihood of genuine acceptance and support for its principles.



### Unconscious North Node - Lunar Return: Environment Direction

The Design South Node represents your form's unconscious resonance with environmental alignment during this cycle. This directional force subtly guides your body toward environments shaped by the gate and line it imprints, creating a physical backdrop that supports the cycle's natural flow. Its energy unconsciously aligns your form with the presence of people or characteristics within these spaces that resonate with this phase of the journey.

Because this activation does not create a channel in your design, your Inner Authority is unlikely to directly engage with this energy. Instead, the South Node's influence operates silently in the background, allowing your form to unconsciously adapt to and resonate with the qualities or individuals present in these environments. These elements serve as an essential but passive foundation, supporting the unfolding of the cycle in subtle and natural ways.

### Gate 49: Revolution

**Ideally the transformation of forms based on the highest principles and not simply for power.**

Gate 49 represents a profound connection to the emotional systems that govern tribal resources and relationships. It operates through Tribal ratchet/fast release emotional waves, which influence the perception of needs and principles over time. This gate plays a critical role in establishing principles for resource distribution, determining how and why resources are allocated within the tribe. Its sensitivity to the emotional climate allows it to sense when change or even revolution is necessary, but this same sensitivity requires careful awareness of emotional fluctuations to avoid hasty rejections or decisions. Gate 49's strength lies in its ability to discriminate and organize tribal resources effectively, ensuring the survival and well-being of the community. However, its principles are closely tied to its emotional states, creating moments of acceptance or rejection that can shift depending on where it is within its emotional wave.

To maintain its effectiveness, Gate 49 must prioritize clear and constant communication, as its principles and perceptions are subject to change with the natural rise and fall of emotions. It holds the power of exclusion, but this power is most effective when used as a last resort rather than a reaction to fleeting emotional states. When perceived as unprincipled or not serving the tribal good, Gate 49 risks rejection, emphasizing the importance of emotional clarity before taking action. Its fluctuating awareness of need and principle means it may view situations differently at emotional peaks versus valleys, requiring patience and restraint to ensure sound judgment. By adhering to the mantra "Stay in communication and don't act in the moment," Gate 49 can navigate its emotional waves with wisdom, ensuring its decisions serve the tribal good and uphold the principles that sustain tribal survival.

#### Additional Gate Information:

- Incarnation Crosses: Explanation, Principles, Revolution
- Incarnation Quarter: Mind (Initiation) - Aquarius
- Energy Circuit: Tribal
- Amino Acid: Histidin
- Anatomy: Solar Plexus
- Gene Keys: Reaction (Inert-Rejecting) - Revolution - Rebirth



### Line 3: Popular Discontent - No Fixing

**↑ Neptune:** The ability to destroy antiquated forms once the restrictions have been removed. The potential in sensitivity to reject failed principles or relationships.

**↓ Pluto:** Pluto in detriment, with general support, a savageness in eliminating the old order that may permanently scar the new. An insensitivity in rejection and rejecting.

- Line Quality: Attuning and adapting to a trial and error process.

Line 3 embodies the theme of trial and error, navigating emotional waves of allegiance and rejection relative to principles and revolution. Through experimentation, Line 3 bonds intensely with revolutionary causes only to abruptly abandon them, jumping from one movement to the next. This process often draws others along into its ever-changing revolutions, highlighting both its exploratory nature and potential for irresponsibility.

#### ↑ Exaltation (Neptune):

Neptune grants Line 3 the sensitivity to detect when the tribe is experiencing genuine and widespread discontent. For example, Line 3 may recognize when dissatisfaction has grown beyond individual frustrations to a tribal need for change. This awareness allows Line 3 to gather support and lead the charge to dismantle what no longer serves the tribe.

Through trial and error, Line 3 learns to differentiate between its own emotional restlessness and true tribal issues. By waiting for authentic discontent rather than acting impulsively, Line 3 develops the wisdom to time its actions effectively, ensuring that its revolutionary efforts align with the tribe's needs.

#### ↓ Detriment (Pluto):

Pluto intensifies Line 3's tendency to abandon causes and people with little regard for the consequences. For instance, after rallying others to join a movement, Line 3 might abruptly shift its focus, leaving its supporters feeling stranded and betrayed. This behavior creates lasting harm, as those left behind struggle to recover from the disruption.

When acting solely out of personal restlessness, Line 3's rejections become destructive, severing people from vital tribal support systems. Over time, this erratic behavior isolates Line 3, as trust erodes and the tribe distances itself. The scars from these sudden departures leave Line 3 to face the consequences alone, with limited resources or allies to rely on when needed.



## Root Center

P/D	Gate & Line	Fixing	Filter	Lunar Return Effect
Personality	41.6	Detriment	Pluto	Environmental
Design	38.4	Detriment	Mercury	Environmental
Design	41.3	None	Pluto	Environmental

### Conscious Pluto - Lunar Return: Environmental

During this cycle, you may encounter someone whose presence feels deeply intense and transformative, embodying Pluto's energy of power and renewal. This person's energy activates the gate and line imprinted by Pluto in your chart, bringing depth and focus to the environment. Through their alignment with truth and the cycles of transformation, they highlight and draw conscious attention to the themes associated with this gate and line.

However, because this activation does not create a channel in your design, your Inner Authority is unlikely to pay direct attention to this energy. Instead, their presence serves as a background influence within the environment, subtly encouraging you to reflect on themes of transformation, surrender, and personal power in the areas tied to this part of your chart. Their influence may inspire you to uncover hidden truths, embrace renewal, and align with your deepest sense of authenticity.

### Gate 41: Decrease

#### The limitation of resources which maximizes development of potential.

Gate 41 embodies the energy of contraction and serves as the fuel for human experience. It carries a pressure to seek experiences through feelings, using its powerful imagination to envision endless possibilities. As a gate of contraction, it functions like a compressed spring, holding immense potential energy that launches new experiences upon release. Gate 41 represents the starting point for all human processes and experiences, fueling the drive to imagine and initiate something new. Its challenge lies in focusing on a single feeling or fantasy, resisting the pull of overwhelm caused by too many possibilities. This energy is restless, sensing the need for new beginnings but often lacking clarity without the support of Gate 30, which provides a sense of specific desires or changes. Together, Gates 41 and 30 form the channel of feeling recognition, but in the absence of Gate 30, this clarity may come through interactions with others with the 30 or planetary transits.

As the sole start codon in Human Design, Gate 41 plays a critical role in initiating all new experiences, representing a powerful evolutionary force. Its desire for feelings and its capacity for fantasy are the wellspring from which human experiences emerge. However, this energy must be balanced to avoid scattering its focus, ensuring that its imaginative potential is channeled toward meaningful exploration. Gate 41 thrives when it embraces its role as an initiator, grounding its visions in focused action while maintaining its connection to the limitless possibilities of imagination. By honoring its need for balance and clarity, Gate 41 fulfills its essential role in sparking new beginnings and fueling the evolution of human experience.

### Additional Gate Information:

- Incarnation Crosses: The Unexpected, Fantasy, Alpha
- Energy Circuit: Sensing (Abstract)
- Incarnation Quarter: Spirit (Mutation) - Aquarius
- Amino Acid: Methionin (Initiator Codon)
- Anatomy: Adrenals



- Gene Keys: Fantasy (Dreamy/Hyperactive) - Anticipation - Emanation

### **Line 6: Contagion - Detriment**

The law that the maximization of potential not only ends decrease but inevitably such transcendence benefits others.

↓ **Pluto:** Not Active (active from 2027.03.23) - The tendency in transcendence to keep it a secret in fear of being deprived of its special advantages. The fuel for secret or repressed feelings.

- Line Quality: Transition maturation with a perspective beyond the gate and circuit. The role model.

- Transition: 19.1 - Interdependency

Line 6 carries the potential for evolutionary transcendence by recognizing when feelings and experiences have reached their natural limit. As a role model, it demonstrates how stepping back from constant experiential seeking creates space for true progress. Through its three phases of development, Line 6 moves from intense immersion to detached observation, finally emerging as one who embodies the wisdom of limitation.

#### **↓ Detriment (Pluto):**

Under Pluto's influence, Line 6 may feel pressured to withhold its recognition of when experiences have reached their limit. For example, during the roof phase, it might struggle with sharing its insights, fearing that others will reject the idea of stepping back. This hesitation can isolate Line 6, preventing others from benefiting from its wisdom and delaying its emergence as a role model.

The fear of losing influence or status can distort Line 6's natural ability to guide others. Its awareness of when experiential seeking no longer serves evolution may feel like a burden rather than a gift. By withholding its understanding, Line 6 risks creating unnecessary separation, yet its true purpose lies in helping others recognize, through its example, when the pursuit of feelings and fantasies must give way to evolutionary progress.



### Unconscious Mercury - Lunar Return: Environmental

During this cycle, you may become aware of someone who subtly embodies the unconscious energy of Mercury, bringing the themes of the gate and line they carry into the environment around you. Their influence might not be immediately noticeable, but through auric contact, you could sense shifts in how you process, communicate, and exchange ideas.

However, this activation does not create a definition in your design and is not directly significant to you. Instead, it serves as a background influence—a character within the environment of your cycle.

### Gate 38: Opposition

**The ability to preserve individual integrity through opposition to detrimental forces.**

Gate 38 embodies the energy of opposition and struggle, serving as a powerful force for preserving individual integrity against external pressures. This gate carries an innate drive to fight for what is truly valuable, particularly one's own way of being, and provides the strength to stand firm in the face of adversity. As a natural-born warrior, Gate 38 empowers others to discover and embrace their own resilience. However, this fighting spirit must be directed toward battles that align with a deep sense of purpose and value. Its selective "deafness" to outside influences can appear as stubbornness, but this quality is essential for protecting its unique individuality. The challenge lies in discerning worthy struggles from those that drain energy without meaning, ensuring that its efforts remain purposeful.

The true gift of Gate 38 is its ability to transform the energy of struggle into a meaningful quest for purpose. This energy thrives when it is carefree and confident in its pursuits, as a lack of direction can lead to feelings of purposelessness or even depression. When paired with Gate 28, there is a heightened intuition for identifying which struggles are worthwhile; this clarity may also come through the influence of others or planetary transits with the 28. By aligning with Inner Authority, Gate 38 channels its fighting spirit into battles that affirm its unique life path and preserve its individual integrity. Ultimately, this energy is about standing strong in the face of life's challenges, ensuring that the fight is always aligned with one's inner truth and sense of value.

#### Additional Gate Information:

- Incarnation Crosses: Tension, Opposition, Prevention
- Incarnation Quarter: Spirit (Mutation) - Capricorn
- Energy Circuit: Knowing (Individual)
- Amino Acid: Arginine
- Anatomy: Adrenals
- Gene keys: Struggle (Defeatist / Aggressive) - Perseverance - Honor



#### Line 4: Investigation - Detriment

##### Analysis which strengthens opposition.

↓ **Mars:** The aggressiveness in opposition that prejudices investigation and limits trustworthiness. The power of adrenaline to provoke aggressiveness.

- Line Quality: Fixed on externalizing its single track quality.

Line 4 is focused on investigating who can empower rather than influence its opposition. Through external experiences, it develops an acute sensitivity to discerning those who respect its individual integrity versus those who might compromise it. This investigative process enables Line 4 to identify the rare individuals who can strengthen its fighting spirit while maintaining mutual respect for independence.

##### ↓ **Detriment (Mars):**

Under Mars' detriment, Line 4's investigative process is overwhelmed by reactive aggression toward any perceived influence. Instead of carefully discerning between empowerment and interference, it responds defensively to all contact. For example, Line 4 might reject a potential ally out of fear that their presence could compromise its independence, missing an opportunity for genuine support.

Mars' influence traps Line 4 in a pattern of rejecting others indiscriminately, driven by a need to protect its individuality at all costs. This reactionary behavior isolates it from the possibility of forming empowering connections. Over time, Line 4 learns through painful experiences that automatic opposition prevents it from recognizing those who could genuinely strengthen its path.





### Unconscious Pluto - Lunar Return: Environmental

During this cycle, your form may become aware of someone who embodies the transformative and penetrating energy of Pluto, expressing the themes of the gate and line imprinted with depth, regeneration, and vital exchange.

This person's presence may bring an unconscious awareness of cycles of breath, transformation, or assimilation within you, encouraging alignment with the profound and renewing energy of this gate and line. Their influence may feel penetrating, subtly inviting you to connect with the deeper rhythms of environmental exchange or cycles of vital force. However, their impact is primarily intended to enrich the environment around you, as this activation does not form a channel in your design. As a result, your inner authority is unlikely to engage directly with this energy.

### Gate 41: Decrease

#### The limitation of resources which maximizes development of potential.

Gate 41 embodies the energy of contraction and serves as the fuel for human experience. It carries a pressure to seek experiences through feelings, using its powerful imagination to envision endless possibilities. As a gate of contraction, it functions like a compressed spring, holding immense potential energy that launches new experiences upon release. Gate 41 represents the starting point for all human processes and experiences, fueling the drive to imagine and initiate something new. Its challenge lies in focusing on a single feeling or fantasy, resisting the pull of overwhelm caused by too many possibilities. This energy is restless, sensing the need for new beginnings but often lacking clarity without the support of Gate 30, which provides a sense of specific desires or changes. Together, Gates 41 and 30 form the channel of feeling recognition, but in the absence of Gate 30, this clarity may come through interactions with others with the 30 or planetary transits.

As the sole start codon in Human Design, Gate 41 plays a critical role in initiating all new experiences, representing a powerful evolutionary force. Its desire for feelings and its capacity for fantasy are the wellspring from which human experiences emerge. However, this energy must be balanced to avoid scattering its focus, ensuring that its imaginative potential is channeled toward meaningful exploration. Gate 41 thrives when it embraces its role as an initiator, grounding its visions in focused action while maintaining its connection to the limitless possibilities of imagination. By honoring its need for balance and clarity, Gate 41 fulfills its essential role in sparking new beginnings and fueling the evolution of human experience.

#### Additional Gate Information:

- Incarnation Crosses: The Unexpected, Fantasy, Alpha
- Energy Circuit: Sensing (Abstract)
- Incarnation Quarter: Spirit (Mutation) - Aquarius
- Amino Acid: Methionin (Initiator Codon)
- Anatomy: Adrenals
- Gene Keys: Fantasy (Dreamy/Hyperactive) - Anticipation - Emanation



### Line 3: Efficiency - No Fixing

In times of decrease selfishness is justified.

↑ **Saturn:** Material ambition and the discipline to go at it alone. The energy that fuels the feeling for personal ambition.

↓ **Moon:** Instinctive assistance, admirable but in this position misguided, where two will use up resources twice as fast as one. Energy fueling the feeling to share. The energy that fuels the feeling to share.

- Line Quality: Attuning and adapting to a trial and error process.

Line 3 operates through a trial and error process, releasing energy into feelings to discover what works and what doesn't. In times of limitation, its selfishness is justified, as Line 3 adapts and attunes through personal experience. This process is essential for refining its energy and creating a foundation for potential future sharing.

#### ↑ Exaltation (Saturn):

Saturn grants Line 3 the discipline to pursue personal ambition through solitary experimentation. For example, Line 3 might test an unknown substance or method alone, ensuring its safety and value before considering sharing it with others. This disciplined approach allows Line 3 to focus entirely on its feelings and fantasies, preserving its energy for personal discovery without external distractions.

By going at it alone, Line 3 eliminates the inefficiencies caused by premature collaboration. Its disciplined experimentation creates clean, reliable results that fuel its understanding of what works. This preservation of energy ensures that Line 3 can undertake multiple trials without depletion, building a solid foundation for later sharing once mastery is achieved.

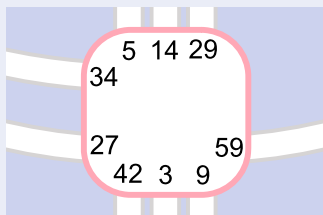
#### ↓ Detriment (Moon):

Under the Moon's detriment, Line 3 feels an instinctive drive to assist others and share its experiences prematurely. For example, Line 3 might involve someone in its process too early, depleting resources and energy that should have been reserved for personal discovery. This premature sharing creates inefficiencies, as the results of experimentation become muddled when others are included before mastery is achieved.

This pattern creates a tension between Line 3's need for individual learning and its desire to share and contribute to collective experiences. The compulsion to involve others drains Line 3's resources faster than necessary, often leaving it without the energy needed to complete its own experiments. This inefficiency disrupts its natural process, making personal discovery more difficult and less effective.



## The Not-Self: Your Undefined Centers



### Lunar Cycle Center Theme: Undefined Sacral Center

#### Understanding Energy, Rest, and Productivity

In this Lunar Cycle, your Sacral Center remains undefined, which means that you will continue to experience fluctuations in energy and productivity. The Sacral Center is the powerhouse of vitality, work, and creation, but with it remaining undefined, you do not have consistent access to this energy.

As a non-generator type in Human Design, you are not designed for a steady, continuous work pace. Your energy levels are influenced by the people and environments around you. When in the presence of those with defined Sacral Centers, you may absorb and amplify their energy, which can give you a temporary boost. However, this heightened energy is not sustainable and can lead to overexertion or burnout if you push yourself too hard.

Unlike those with defined Sacral Centers, who can maintain a consistent output of energy, you require more frequent breaks and periods of rest. You are not built to “push through” fatigue, and doing so can leave you feeling drained or depleted. It’s essential to honor your natural rhythms and resist the societal pressure to constantly produce or perform.

Your undefined Sacral Center also influences your relationship with sexuality and creativity. These aspects of life may ebb and flow for you, rather than operating as a constant drive. When you are around individuals with defined Sacral energy, you might find these impulses temporarily amplified, but it’s important to recognize that this energy is not inherently yours.


During this Lunar Cycle, you may feel external pressure to keep up with the productivity of others, particularly those with defined Sacral Centers. This can lead to overcommitment, frustration, dissatisfaction and burnout. To avoid these challenges, it’s crucial to listen to your body’s signals and recognize when it’s time to rest or disengage.

Living with an undefined Sacral Center offers you the opportunity to develop wisdom about energy dynamics. Over time, you can learn to discern when to immerse yourself in work and when to step back. Your undefined nature allows you to observe and understand how energy functions in others, giving you a unique perspective on the balance between productivity and rest.

**Practical Guidance for This Lunar Cycle:**

- **Acknowledge your energy limitations:** Avoid comparing your productivity or stamina to that of Generators or Manifesting Generators. You are not designed to operate at their pace.
- **Embrace rest without guilt:** Take breaks as needed and allow yourself the time to fully recharge. Rest is essential for you to function optimally.
- **Avoid overcommitment:** Be mindful of how external energy can influence you. Practice saying no to demands that don't align with your capacity or priorities.
- **Pursue what excites you:** Focus your energy on activities that genuinely light you up, as they allow for more effective and enjoyable use of your energy.
- **Plan around your natural cycles:** Recognize that your energy will ebb and flow. Structure your time and commitments to align with these natural rhythms.

In this cycle, your undefined Sacral Center invites you to deepen your understanding of energy and work. By prioritizing rest and resisting the urge to overdo it, you can find a sustainable balance that works for you. Embrace your unique rhythm and remember that your strength lies in managing your energy wisely—not in trying to keep up with those who are built differently.



## Lunar Cycle Center Theme: Undefined Throat Center

### Reflecting on Communication, Expression, and Timing

In this Lunar Cycle, your Throat Center remains undefined, which means your relationship with communication and self-expression will continue to be influenced by external factors. The Throat Center governs how thoughts, emotions, and ideas are expressed in the world and how action is initiated. With it undefined, your communication style is fluid, adapting to your environment and interactions with others.

Having an undefined Throat Center means that your voice and expression are not fixed or consistent. Unlike those with a defined Throat Center, you are not designed to speak or act in the same way all the time. Instead, your adaptability allows you to naturally pick up on the communication styles of those around you, giving you a unique ability to connect with different people. However, this openness can also create times when you feel pressure to speak or act, especially if you believe that being noticed or heard is critical.

Because of your sensitivity to external energies, you may feel compelled to speak up or draw attention to yourself, even when it's not the right time. This can lead to frustration or a sense of being misunderstood. Learning to trust the timing of your communication, rather than forcing words or actions, is key to aligning with your natural design. While your mind may urge you to say or do something to "make an impact," your true strength lies in waiting for the right moment or invitation to express yourself.

In truth, you may feel comfortable with silence and not always feel the need to speak. This ease with quietness is a gift, giving you the ability to observe and listen deeply. Over time, this can lead to profound wisdom about communication—when to speak, how to express yourself authentically, and when to hold back.

In group settings, you might sometimes feel overshadowed or struggle to find the space to share your thoughts. It's important to remember that your voice is equally valuable, even if it isn't always heard immediately. By being patient and allowing the right opportunities to arise, you can ensure that your words carry greater impact.

Your undefined Throat Center also gives you the ability to resonate with others' energy, which makes you a skilled communicator when you speak from an authentic place. However, be aware of echoing others' styles or ideas just to fit in. Honoring your own thoughts, feelings, and timing will help you express yourself truthfully and with confidence.

**Practical Guidance for This Lunar Cycle:**

- **Trust the timing:** Resist the urge to force communication or action. Wait for the right moment or invitation to express yourself authentically.
- **Embrace silence:** Recognize the value of listening and observing. You don't need to speak constantly to have an impact.
- **Beware of external pressure:** Notice when you feel compelled to speak just to gain attention or fit in. Allow your words to come from a place of authenticity.
- **Honor your voice:** While you may adapt to others' communication styles, remember to express your own unique ideas and feelings, staying true to yourself.
- **Choose your moments wisely:** In group settings, be patient and trust that the right opportunity to share your thoughts will arise.

In this cycle, your undefined Throat Center invites you to embrace the fluidity and adaptability of your communication style. By releasing the pressure to always speak or act and trusting in the timing of your expression, you can find greater ease and confidence in your interactions. Your undefined Throat Center offers you a unique gift: the ability to connect with others in a way that is authentic, flexible, and deeply impactful when the time is right.



## Conclusion

---

So, there you have it! Your Lunar Return Cycle explained in great detail. It's truly exciting to see everything mapped out and to know how these themes will unfold during this period of your life.

Throughout this report, you've been reminded that just because a theme is imprinted by the Lunar Return program, it doesn't mean you are obligated to engage with it. Your Inner Authority exists for a reason—it is there to guide you in choosing what is correct for you to interact with.

If you continue to rely on your mind for decisions, then it becomes “fait accompli.” The mind will see everything as important and insist on engaging with it all. This is precisely what the conditioning program desires: for you to follow the mind so it can control your decisions. When this happens, you risk being herded along, living a life that isn't truly yours—just like so many others.

We wish you a wonderful Lunar Return and hope you find the strength and purpose to embody who you truly are. May this year be a profound journey of alignment and self-discovery!

Foundation Talking Chart



Foundation Report







[WWW.GENETICMATRIX.COM](http://WWW.GENETICMATRIX.COM)



GENETICMATRIX



GENETIC\_MATRIX

Industry-leading Human Design & Astro HID software since 2008.

Specialising in Human Design Talking Charts & Reports.

Access over 500 chart views at Pro level.