

HUMAN DESIGN

SATURN RETURN REPORT





CONTENTS

Introduction - The Human Design Saturn 1st Return	4
Your Saturn 1st Return Chart	6
Summary of Saturn 1st Return Activations & Themes	8
Introduction - The Cycle Cross	9
Cycle Cross: The Left Angle Cross of Informing 1	9
Introduction - The Cycle Profile	12
Cycle Profile Theme - 5/1 Profile	12
Introduction - The Cycle Nodal Environments	13
Conscious Nodal Environment: SN Gate 40 / NN Gate 37	13
Conscious Nodal Line Theme: Fourth Line Saturn Nodes	15
Unconscious Nodal Environment: SN Gate 64 / NN Gate 63	16
Unconscious Nodal Line Theme: Second Line Saturn Nodes	18
Overview of Chiron Return Center Themes	20
Saturn Return Theme: Root Center Impacted	20
Saturn Return Theme: Solar Plexus Center Impacted	20
Saturn Return Theme: Ajna Center Impacted	20
Saturn Return Theme: Head Center Impacted	21
Saturn Cycle Center Themes: Defined Solar Plexus Center	22
Saturn Cycle Center Themes: Ajna Center	25
Saturn Cycle Center Themes: Defined Root Center	28
Saturn Cycle Center Themes: Head Center	31
Overview - The Saturn Return Channel Themes	34
Personal Channels	37



CONTENTS

Activations of Channel 1057: Perfected Form	38
Activations of Channel 1034: Exploration	42
Activations of Channel 1762: Acceptance	50
Activations of Channel 3536: Transitoriness	59
Activations of Channel 3254: Transformation	64
Activations of Channel 3740: Community	68
Educational Channels	77
Activations of Channel 1222: Openness	78
Introduction to Environmental Gates	83
Environmental Gates by: Head Center	84
Environmental Gates by: Ajna Center	88
Environmental Gates by: Throat Center	89
Environmental Gates by: G Center	93
Environmental Gates by: Heart Center	99
Environmental Gates by: Splenic Center	103
Environmental Gates by: Sacral Center	104
Environmental Gates by: Solar Plexus Center	105
Environmental Gates by: Root Center	106
The Not-Self: Your Undefined Centers	112
Conclusion	113



Introduction - The Human Design Saturn 1st Return

The Saturn 1st Return in Human Design is one of the most transformative and defining periods of your life, typically occurring between the ages of 28 and 30. It is a **Cycle of Conditioning** that marks the transition from youth into full adulthood, bringing with it themes of responsibility, structure, and alignment with your purpose.

Saturn, often referred to as the "taskmaster" planet, introduces external pressures and experiences that challenge you to take responsibility for your actions, decisions, and direction in life. This cycle is not about punishment but rather refinement. It invites you to release what no longer serves you and align your life with your authentic design.

For 6th Line Profiles, this is a particularly significant time as it marks the transition to "going on the roof", where you shift from the experimental phase of the first 30 years into a more observational and reflective phase.

Although the Saturn 1st Return may feel challenging, it is a powerful opportunity to build a solid foundation for the next phase of your life.

Themes of the Saturn 1st Return

The Saturn 1st Return brings focus to key themes of growth and alignment, including:

- **Taking Responsibility:** Owning your actions, commitments, and direction with maturity.
- **Reevaluating Goals:** Ensuring your aspirations align with your Strategy and Inner Authority.
- **Letting Go of What No Longer Serves You:** Releasing outdated relationships, habits, or patterns.
- **Building Strong Foundations:** Creating structures and routines that support your long-term stability and authenticity.

For 6th Line Profiles, this cycle is particularly transformative. It signals the shift from the experimental phase of the subjective 3rd Line thematic into the aloof detached clarity of "being on the roof." This transition allows you to integrate the lessons of your first 30 years and prepare for the next phase of your journey.

Center Conditioning and Cycle Channel, Gate, and Line Themes

Center Conditioning plays a key role in shaping the focus of your Saturn 1st Return. If a Center is defined, it provides consistent energy during this cycle, influencing the overarching themes of your growth. For example, a defined Sacral Center may emphasize effort and sustained productivity, while a defined G Center could bring focus to your direction and sense of identity.

The **Cycle Channels** introduce specific themes that flow through the defined Centers, shaping how this energy is expressed. Each Channel carries a unique focus, whether on relationships, transformation, or creativity, influencing how your Saturn Return unfolds.

The **Cycle Gates Lines and Planets** refine these themes further, offering insight into the developmental and personal aspects of this phase. Together, these elements provide the framework for the opportunities of the Saturn 1st Return, highlighting where your focus and growth are most likely to emerge.



The Cycle of Conditioning: Cross, Profile, and Themes

The Saturn 1st Return is a **Cycle of Conditioning that** introduces external pressures and experiences designed to bring you into alignment with your purpose.

- **Cycle Profile:** During this cycle, Saturn brings a conditioned Profile that influences how the themes of this cycle are experienced. This Profile reflects how external conditioning impacts your process during this phase. For example, a conditioned 1st Line may bring a focus on creating stability and building a solid foundation, while a conditioned 6th Line may highlight the importance of stepping into a role model position. This temporary Profile is not your foundational Profile but serves as an overlay for this cycle.
- **Cycle Cross Theme:** The Cross Theme defines the overarching purpose or focus of this phase. It reveals the larger lessons and direction of your growth, offering clarity about what you are here to embody or contribute to the world.
- **Nodal Environment:** The South and North Nodes define the environmental conditions of the Saturn 1st Return. The South Node Environment introduces external challenges and unfamiliar contexts that push you to grow, while the North Node Environment offers complementary dynamics that guide you toward alignment with your purpose. These opposing environments shape the external context of your Saturn Return journey.
- **Cycle Channel, Gate, and Line Themes:** These elements provide additional experiential insights that shape the details of your Saturn 1st Return. The Cycle Channel highlights specific energy flows that influence your interactions and processes during this cycle. The Gate and Line themes add precision to the lessons and opportunities of this period, helping you engage with the experiences Saturn brings.

By observing and aligning with these conditioning elements, you can navigate the Saturn 1st Return with greater clarity and authenticity, ensuring that your actions and choices reflect your unique design.

Embracing the Gift of Your Saturn 1st Return

The Saturn 1st Return is a powerful rite of passage, marking the beginning of a new chapter in your life. It conditions you to take responsibility for your path, release what no longer serves you, and create a life that aligns with your unique design.

For 6th Line Profiles, this is a particularly transformative time. Moving to "the roof" allows you to step back, observe, and integrate your experiences with clarity and detachment, preparing you for the later phases of your life.

While this period may feel challenging, it offers a profound opportunity to step into your personal power and embrace the clarity and stability that come with living authentically. Saturn's conditioning is not meant to limit you but to liberate you from distractions and misalignments, helping you focus on what truly matters.

This is your chance to refine your foundation, align with your purpose, and step into the next phase of your life with maturity and confidence. By honoring your unique design and staying true to your Strategy and Inner Authority, you can navigate this transformative cycle with grace and strength, creating a life that reflects your truth.

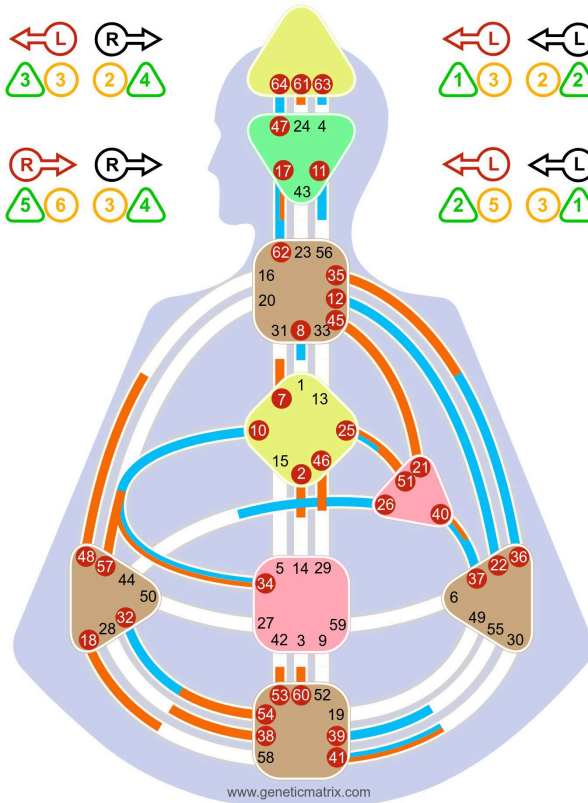


Your Saturn 1st Return

Birth Details: Bella Hadid, 09/10/1996, 04:19:00, Washington DC, United States
Saturn 1st Return: 11/03/2026, 12:38:49

Bella Hadid

- 53.4 ☉ 57.2
- 54.4 ☊ 51.2
- 48.3 ♉ 18.5
- 21.3 ♋ 17.5
- 2.6 ☾ 40.4 ▼
- 53.3 ♀ 46.3
- ▲ 35.2 ♀ 40.1 ▼
- ▼ 45.3 ♂ 7.6
- 38.3 ♃ 38.1
- ▼ 17.4 ♅ 25.6 ▲
- 41.2 ♁ 60.5 ▲
- 60.1 ♃ 61.5
- ▼ 34.1 ♄ 34.2 ▲



System: Tropical

Saturn Return

- 11.1 ☉ 22.5
- 12.1 ☊ 47.5
- 63.2 ♉ 37.4 ▲
- 64.2 ♋ 40.4 ▼
- 32.4 ☾ 26.6 ▼
- ★ 34.4 ♀ 63.2
- 26.1 ♀ 17.3
- ★ 10.2 ♂ 37.2
- ▼ 62.3 ♃ 39.6
- 36.3 ♅ 25.6 ▲
- 8.5 ♁ 8.4
- 25.2 ♃ 25.4
- 41.1 ♄ 41.3

WELCOME

Bella, the chart displayed is your Quantum Saturn 1st Return. In the left-hand column below your name are the unconscious (Design) and conscious (Personality) Gates, Lines, and Planets. To the right are the Saturn 1st Return details. Your Foundation Chart details appear to the right of this welcome message, serving as a reminder to always follow your Inner Authority and Strategy.

FOUNDATION CHART

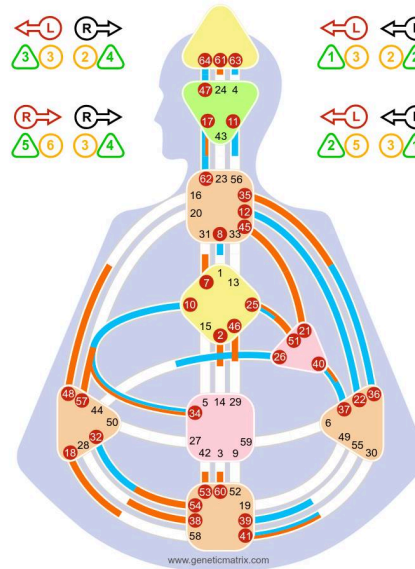
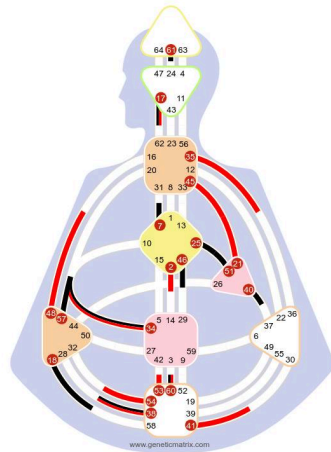
Type	Manifesting Generator
Profile	2/4 - Hermit / Opportunist
Strategy	Respond
Authority	Sacral



PRINT THIS PAGE

Bella Hadid

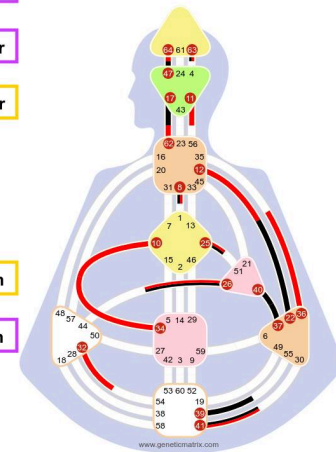
- 53.4 ☉ 57.2
- 54.4 ⊕ 51.2
- 48.3 ♀ 18.5
- 21.3 ♀ 17.5
- 2.6 ☾ 40.4 ▼
- 53.3 ♀ 46.3
- ▲ 35.2 ♀ 40.1 ▼
- ▼ 45.3 ♂ 7.6
- 38.3 ♃ 38.1
- ▼ 17.4 ♃ 25.6 ▲
- 41.2 ♃ 60.5 ▲
- 60.1 ♃ 61.5
- ▼ 34.1 ♃ 34.2 ▲



System: Tropical

Saturn Return

- Pe-Exp 11.1 ☉ 22.5 Pe-Exp
- Pe-Exp 12.1 ⊕ 47.5 Pe-Exp
- Env 63.2 ♀ 37.4 ▲ Pe-Dir
- Ed-Dir 64.2 ♀ 40.4 ▼ Ed-Dir
- Pe-Pn 32.4 ☾ 26.6 ▼ Env
- Ed-Pn ★ 34.4 ♀ 63.2 Env
- Env 26.1 ♀ 17.3 Ed-Pn
- Pe-Pn ★ 10.2 ♂ 37.2 Pe-Pn
- Pe-Dev ▼ 62.3 ♃ 39.6 Env
- Pe-Dev 36.3 ♃ 25.6 ▲ Env
- Env 8.5 ♃ 8.4 Env
- Env 25.2 ♃ 25.4 Env
- Env 41.1 ♃ 41.3 Env



Connection Channels

Definition:
Single

Personal Channels

- Perfected Form (10-57)
- Exploration (10-34)
- Acceptance (17-62)
- Transitoriness (35-36)
- Transformation (32-54)
- Community (37-40)

Educational Channels

- Openness (12-22)
- Abstraction (47-64)

Birth Channels

- Power (34-57)
- Initiation (25-51)
- The Money Line (21-45)

Predictor Keys

Ed-Dev	Educational Developmental
Ed-Dir	Educational Directional
Ed-Pn	Educational Person
Env	Environmental
Pe-Dev	Personal Developmental
Pe-Dir	Personal Directional
Pe-Pn	Personal Person
Pe-Exp	Personal Experiential



Summary of Saturn 1st Return Activations & Themes

Planets	Gate	Line	Theme
Sun: Radiance	P 22 - Grace	5 - Directness	Experiential
	D 11 - Peace	1 - Attunement	Experiential
Earth: Grounding	P 47 - Oppression	5 - The Saint	Experiential
	D 12 - Standstill	1 - The Monk	Experiential
Moon: Focus	P 26 - The Taming Power Of the Great	6 - Authority	Environmental
	D 32 - Duration	4 - Right is might	Environmental
True Node: Future Direction	P 37 - The Family	4 - Leadership by Example	Directional
	D 63 - After Completion	2 - Structuring	Directional
Mean Node: Past Direction	P 40 - Deliverance	4 - Organisation	Directional
	D 64 - Before Completion	2 - Qualification	Directional
Mercury: Communication	P 63 - After Completion	2 - Structuring	Environmental
	D 34 - The Power Of The Great	4 - Triumph	Environmental
Venus: Values	P 17 - Following	3 - Understanding	Person
	D 26 - The Taming Power Of the Great	1 - A Bird in the hand	Person
Mars: Maturing Energy	P 37 - The Family	2 - Responsibility	Person
	D 10 - Treading	2 - The Hermit	Person
Jupiter: Law and Protection	P 39 - Obstruction	6 - The Troubleshooter	Environmental
	D 62 - Preponderance Of The Small	3 - Discovery	Environmental
Saturn: Rules and Discipline	P 25 - Innocence	6 - Ignorance	Environmental
	D 36 - The Darkening Of The Light	3 - Transition	Environmental
Uranus: Unusualness	P 8 - Holding Together	4 - Respect	Environmental
	D 8 - Holding Together	5 - Dharma	Environmental
Neptune: Distraction	P 25 - Innocence	4 - Survival	Environmental
	D 25 - Innocence	2 - The Existentialist	Environmental
Pluto: Truth	P 41 - Decrease	3 - Efficiency	Environmental
	D 41 - Decrease	1 - Reasonableness	Environmental
P = Personality. This is classified as the conscious side.			
D = Design. This is classified as the unconscious side.			

PRINT THIS PAGE

Recommended: You can print the previous page together with this page as a reference while reading this report.



Introduction - The Cycle Cross

Your Cycle Incarnation Cross represents the themes you are here to learn and understand during this period. It highlights the energies influencing your experiences and serves as a blueprint to deepen the impact of your Foundation Incarnation Cross throughout this cycle.

By exploring your Cycle Cross—determined by the positions of the cycle's conscious and unconscious Sun and Earth—you can uncover the themes and patterns shaping your journey during this time. This understanding provides valuable insights into the core energies, potential challenges, and the lessons you are here to embody in this cycle.

Recognizing and embodying your Cycle Cross can help you identify the obstacles you may encounter, the strengths you can leverage, and how these energies interact with your Foundation Incarnation Cross. This awareness empowers you to navigate life with greater clarity and purpose, aligning your actions with the themes and growth opportunities unique to this cycle.

Cycle Cross: The Left Angle Cross of Informing 1

During this cycle, the energy of the Left Angle Cross of Informing 1 conditions you to embody openness, realization, peace, and caution. This period presents opportunities to act as a powerful conduit for information, fostering transparency, harmony, and accountability. You are guided to integrate grace, insight, harmony, and discernment to promote the free flow of knowledge and encourage growth and transformation in yourself and others.

This cross carries the essence of informing and transparency, where your ability to combine openness, clarity of insight, harmonious synthesis, and selective sharing creates a dynamic framework for revealing hidden truths and inspiring accountability. You are conditioned during this time to embrace your role as a communicator and catalyst for transformation, helping yourself and others seek and share meaningful information.

Geometry: Left Angle

Having a Left Angle Incarnation Cross in this cycle means your journey is transpersonal, emphasizing connections, relationships, and collective impact. This cycle highlights a life theme focused on contributing to the greater good through your interactions with others. Your purpose during this time extends beyond personal growth, inviting you to explore how your actions and experiences can benefit the larger community.

This cycle encourages you to embrace your role as a collaborator and influencer within the collective. Through meaningful interactions, you naturally inspire and uplift those around you, creating a ripple effect of positive change. By focusing on the collective, you gain a deeper understanding of how your contributions align with a shared purpose, fostering a sense of fulfillment that comes from enriching both your own life and the lives of others.

Your transpersonal journey during this cycle offers opportunities to strengthen your role within the larger community. By embracing relationships and connections, you not only deepen your impact on the collective but also discover profound personal growth through your contributions to the lives of others. This alignment with the collective purpose enhances your ability to inspire and guide those you encounter, helping to shape a shared path toward positive transformation.

Interactions with Your Foundation Cross

If your Foundation Cross is Left Angle (and thus transpersonal): This cycle deepens your



understanding of transpersonal themes, offering opportunities to refine and expand your role within the collective.

If your Foundation Cross is Right Angle (and thus personal destiny): This cycle opens you to new transpersonal possibilities, encouraging you to explore how your personal journey intersects with the collective experience.

If your Foundation Cross is Juxtaposed (and thus fixed fate): This cycle introduces you to the essence of transpersonal geometry, allowing you to experience a broader connection to the collective for the duration of this cycle.

Quarter: Initiation (Theme of Mind)

In the Quarter of Initiation, this cycle centers on the mind and the transformative power of education. This phase emphasizes intellectual growth, the pursuit of knowledge, and the ability to inspire others through the exchange of ideas. It invites you to explore new concepts, expand your understanding, and engage in continuous learning with curiosity and openness.

During this cycle, your journey is one of mental exploration—pushing the boundaries of understanding and fostering innovation. By embracing the themes of this quarter, you align with its purpose: to develop a deeper comprehension of the world, your role within it, and the valuable insights you can contribute.

This quarter encourages you to cultivate a mindset of curiosity, share your discoveries, and inspire meaningful dialogue. Your dedication to learning and sharing knowledge not only enriches your own life but also serves as a beacon for those around you, fostering growth and enlightenment within your community.

Cycle Conscious Sun in Gate 22: (The Gate of Openness)

Gate 22 conditions you to embrace grace, charisma, and openness during this cycle. This energy gives you a natural capacity to remain open to others and life's experiences. You have an innate ability to foster connection and harmony through charm and diplomacy, often introducing moments of grace that transform relationships and situations. You may find yourself consciously focused on creating harmony through openness, using your charisma and grace to influence others positively. This cycle challenges you to trust your ability to remain open and foster connection, even in challenging circumstances.

Key Question: Are you using your openness and grace to foster harmony and connection, or are you closing yourself off from transformative opportunities?

Cycle Conscious Earth in Gate 47: (The Gate of Realization)

Gate 47 conditions you to ground your openness in mental clarity and insight. This energy gives you the ability to abstract meaning from life's complexities, distilling wisdom and sharing it to foster understanding. It complements your natural openness with the capacity for deep realization and sharing insight with others. During this cycle, you are encouraged to balance your openness with thoughtful analysis, ensuring that your efforts to connect and inform are grounded in clarity and meaning. Your ability to pair grace with insight ensures that your communication is both impactful and transformative.

Key Question: Are you grounding your openness with clarity and insight, or are you allowing life's complexities to overshadow your ability to find and share wisdom?

Cycle Unconscious Sun in Gate 11: (The Gate of Peace)

Gate 11 conditions you to unconsciously embrace peace and harmony during this cycle. This energy gives you a natural ability to synthesize ideas and create harmony, often without being



consciously aware of it. You instinctively see how different elements can work together, creating breakthroughs in understanding and pathways to collaboration. You may unconsciously find yourself drawn to opportunities for synthesis and cooperation, helping others and yourself find peace and alignment. This energy supports your role as a harmonizer, fostering collaboration and shared understanding.

Key Question: Are you unconsciously using your ability to create harmony and synthesis, or are you allowing disarray to persist without recognizing your capacity for alignment?

Cycle Unconscious Earth in Gate 12: (The Gate of Caution)

Gate 12 conditions you to ground your unconscious harmonizing abilities in selectivity and discernment. This energy gives you the capacity to carefully articulate your ideas and choose when and how to share information. It brings a natural tendency to balance peace with thoughtful communication, ensuring that your messages are impactful and well-timed. During this cycle, you may unconsciously channel your harmonizing energy into moments of discernment, carefully considering how to share information in a way that fosters clarity and accountability. Your ability to balance harmony with caution ensures that your communication is both effective and transformative.

Key Question: Are you unconsciously grounding your harmonious energy with careful articulation, or are you rushing to share information without considering its timing or impact?

Life Integration of the Cross

As a whole, this cycle conditions you to integrate the themes of openness, realization, peace, and caution into a cohesive process of informing and creating transparency. Consciously, you are aware of your ability to remain open and share insight, while unconsciously, you are guided by a drive to create harmony and discern when and how to share information.

This cycle encourages you to align your openness and clarity with your unconscious capacity for peace and caution. Unexpected opportunities may arise for you to foster connection, distill wisdom, create harmony, and share information with discernment.

At its core, this cycle shapes you into a beacon of transparency and accountability, both for yourself and the collective. By integrating these energies, you naturally inspire those around you to embrace openness, seek clarity, and share knowledge in meaningful ways.

Through your ability to balance openness, insight, harmony, and caution, you create an environment where growth, understanding, and transformation are encouraged. Your presence during this time has a profound impact, challenging others to embrace transparency, share knowledge, and hold themselves accountable.

This cycle conditions you to embrace your role as a communicator and catalyst for change, bridging the gap between openness and discernment, realization and harmony, information and transformation. By navigating these energies with awareness, you become a powerful example of how to foster growth and inspire accountability through the free flow of knowledge and insight.



Introduction - The Cycle Profile

The cycle profile is determined by the Sun and Earth positions of your Saturn Cycle. This profile establishes the foundation for the cycle's incarnation cross, representing the themes you are designed to embody and explore during this transformative period.

It's important to note that this cycle profile does not replace your foundational profile. Instead, it introduces an experiential layer of themes that your core profile is designed to engage with, learn from, and evolve through during the Uranus Opposition. This is a time of deep growth and alignment, as you integrate these new themes into your journey.

Cycle Profile Theme - 5/1 Profile

In this cycle, you are designed to embody and learn about the 5/1 Profile, a blend of the Heretic's ability to influence and provide practical solutions and the Investigator's drive to establish a strong foundation of knowledge. The 5th Line reflects a natural ability to project confidence and universalize concepts, making it appear as a savior or problem-solver to others. Opportunities and challenges in this cycle will often come through the expectations and projections placed upon you by others. Your ability to meet these projections with practical solutions will shape much of your experience.

The 1st Line, the Investigator, adds depth to this cycle by grounding you in a need for understanding and security. While the 5th Line looks outward to influence and solve problems for others, the 1st Line turns inward, driving you to study, research, and build a solid knowledge base. You'll feel most comfortable stepping into the influential spotlight of the 5th Line only when you're confident in your understanding. This combination of influence and thorough preparation will give you the ability to provide reliable solutions that resonate with and impact the collective.

This cycle challenges you to balance the outward projections of the 5th Line with the inward focus of the 1st Line. While the 5th Line thrives on providing solutions and meeting expectations, the 1st Line requires time to investigate and ensure a strong foundation. You may sometimes feel the weight of others' expectations or the pressure to deliver results quickly, but it's essential to maintain your integrity by prioritizing research and preparation. Setting clear boundaries and communicating your need for thorough understanding will help you navigate the demands of this cycle effectively.

Ultimately, this cycle is about embracing a role as both an influential leader and a knowledgeable foundation-builder. By leaning into an ability to universalize solutions while staying true to your need for depth and understanding, you can meet the expectations placed upon you in a way that feels authentic and sustainable. The dynamic interplay between this profile's projection field and investigative drive defines your path in this cycle, helping you fulfill your purpose in a way that feels both impactful and aligned with your underlying Foundation Cross.



Introduction - The Cycle Nodal Environments

The Conscious and Unconscious Gates and Lines of the Saturn Return South and North Nodes represent the overarching environmental themes that serve as a backdrop to your Saturn Return cycle. These nodes, being oppositions, create a framework within which your Saturn Return plays out. These nodes also bring a direction for the environment subtly emphasizing the South or North Node theme depending on how far you are into the cycle.

The environments shaped by the nodes condition the people around you, meaning you will observe these themes reflected in the behaviors and dynamics of those in your surroundings. The nodes represent a directional influence for the cycle, and these conscious and unconscious directions may become personal or educational for you, depending on the specifics of your Saturn Return. Even if the nodes do not form directional channel themes, they still provide an environmental framework within which your Saturn Return is conditioned to unfold.

Conscious Nodal Environment: SN Gate 40 / NN Gate 37

Your Saturn cycle begins with a conscious awareness of the energy of the 40th Gate in Virgo, your Saturn Conscious South Node. This cycle, the environment around you highlights themes of willpower, boundaries, and the balance between giving and receiving within relationships and communities. Gate 40, the Gate of Aloneness, resides in the Will Center and governs the use or withholding of energy in service to the group. The Virgo influence adds a sense of practicality, precision, and a focus on service, encouraging you to observe how people manage their willpower and contributions, as well as how they navigate exhaustion, denial, and fairness in communal efforts.

In the early part of the cycle, you may notice people around you grappling with questions of how much they can or should contribute to their relationships or communities. Some may struggle with overextending themselves in an effort to serve, while others withdraw their energy entirely, feeling unappreciated or undervalued. Gate 40 highlights the balance (or imbalance) between effort and reward, showing how willpower shapes the dynamics of belonging and support. The Virgo influence sharpens your focus on the practical aspects of these exchanges, helping you discern when loyalty and appreciation are authentic and when they are not.

This energy encourages self-reflection as well. You may find yourself assessing your own boundaries and contributions, questioning whether the energy you give is being met with the emotional support and loyalty you need. Gate 40 carries a lesson about sustainable giving—about using your willpower wisely rather than depleting yourself in service to others. The Virgo influence encourages you to take a grounded, analytical approach to this reflection, helping you find clarity about where your energy is best directed.

As the cycle progresses, the influence of the 37th Gate in Pisces, your Saturn Conscious North Node, begins to emerge. This energy shifts your focus toward emotional connection, loyalty, and the bonds of community. Gate 37, the Gate of Friendship, resides in the Solar Plexus Center and governs the emotional waves that flow through relationships. The Piscean influence adds a sense of compassion, fluidity, and spiritual depth, encouraging you to observe how emotional needs are expressed, fulfilled, or denied within families, friendships, and social groups.

Gate 37 emphasizes the role of emotional awareness in creating and maintaining community bonds. You may notice people around you seeking connection through loyalty, appreciation, and emotional exchange. Some may openly express their needs for belonging and support, while



others may struggle to voice these needs, fearing rejection or imbalance. The Piscean influence deepens your capacity for empathy and understanding, helping you see the emotional undercurrents that drive group dynamics. This energy calls you to explore the emotional side of community life, learning how to navigate the waves of desire, appreciation, and negotiation that shape relationships.

Together, the 40th and 37th Gates form the Channel of Community, known as "A Design of a Part Seeking a Whole." This channel reflects the human drive to belong, balancing the practical contributions of willpower (Gate 40) with the emotional bonds of loyalty and friendship (Gate 37). The energy of this channel emphasizes the interplay between giving and receiving, showing how sustainable communities are built on a foundation of fair exchange and mutual support. This cycle, you are invited to reflect on the dynamics of connection, contribution, and loyalty in your relationships, learning how these forces work together to create harmony and belonging.

In the early part of the cycle, the energy of Gate 40 sets the tone, creating an environment where practical concerns dominate. You may notice people focusing on their responsibilities, negotiating their capacity to give, or withdrawing their energy when they feel unappreciated. This energy highlights the importance of boundaries and discernment, showing how willpower can be used to strengthen community bonds or withheld to maintain balance. The Virgo influence adds a layer of precision and practicality to these observations, helping you see the underlying dynamics of effort and reward.

As the influence of Gate 37 grows stronger, the environment shifts toward emotional connection and the bonds of friendship. You may notice people seeking belonging, expressing their emotional needs, and negotiating loyalty within their relationships. This energy invites you to explore the emotional side of community life, understanding how appreciation and support create the foundation for trust and unity. The Piscean influence adds a sense of compassion and fluidity, encouraging you to approach these dynamics with empathy and an open heart.

The dynamics in relationships around you reflect this broader journey from willpower and boundaries to emotional connection and community. Early in the cycle, the energy of Gate 40 highlights the practical aspects of relationships, inviting you to observe how effort and reward are balanced (or imbalanced) in your interactions. You may notice others grappling with questions of contribution and value, reflecting on how much they are willing to give and what they expect in return. This energy encourages you to reflect on your own boundaries, helping you clarify where your energy is best directed.

As the cycle unfolds, the influence of Gate 37 shifts the focus toward the emotional side of relationships, highlighting the importance of loyalty, appreciation, and emotional exchange. You may notice others seeking deeper connections, negotiating their needs for belonging and support, or expressing their appreciation for the contributions of others. This energy invites you to explore the emotional patterns that shape your relationships, learning how to foster trust and harmony through emotional attunement and fair exchange.

By the end of the cycle, you will have gained a deeper understanding of how the interplay between willpower and emotional connection shapes the environment and relationships around you. The journey through the Channel of Community reveals how individuals seek to find their place within the whole, balancing their practical contributions with their emotional needs. Whether as an observer, a participant, or a guide, this cycle offers the opportunity to reflect on the dynamics of belonging and support, learning how to navigate the complexities of loyalty, effort, and exchange with greater awareness and wisdom.

Through this journey, you may uncover profound insights about your own role within communities. The energy of Gate 40 invites you to explore your boundaries and contributions, reflecting on how



your willpower is used in service to the group. The energy of Gate 37 encourages you to deepen your emotional connections, learning how loyalty and appreciation create the bonds that hold communities together. Together, these energies reveal the essential dynamics of human connection, showing how practical effort and emotional support must align to create sustainable, thriving communities.

This Saturn cycle encourages you to embrace the themes of "A Part Seeking a Whole," recognizing how emotional bonds and willful action work together to create a sense of belonging. By observing and reflecting on these themes in your environment, you may develop a deeper understanding of the forces that sustain relationships and communities. Whether you are called to nurture emotional connections, apply your energy in service, or simply bear witness to the unfolding dynamics, this cycle provides an opportunity to refine your awareness and wisdom about the essential interplay of emotions and willpower in community life.

Conscious Nodal Line Theme: Fourth Line Saturn Nodes

Your perspective on the Gate defined Saturn Nodal Environments is further shaped by the lines imprinted as part of the Saturn Environment gates.

In this Saturn cycle, your Conscious Nodal Environment is imprinted with Fourth Line themes, inviting you to attune to the energies of connection, influence, and opportunity through relationships. Fourth Lines are naturally attuned to building networks because all their potential flows through the bonds they create. In this cycle, you will consciously resonate with environments where trust, mutual support, and authentic relationships are key to fostering growth and influence. The Fourth Line is not scattered in its energy; it is highly focused and dedicated to its specific theme, as expressed through the gates of the nodes. This singular focus aligns with the energy of "brotherhood/sisterhood," creating a sense of belonging and shared vision that supports both individual and collective success. You may notice individuals around you who are deeply committed to cultivating opportunities within their networks, leveraging their connections with precision and intent to align with their goals.

The Fourth Line's behavioral archetype is "The Opportunist," reflecting its design to thrive through relationships. For the Fourth Line, everything in life is about who they know, as their potential only fully manifests through the proper network. In this cycle, you may notice individuals in your Saturn environment who are natural networkers, consistently building and maintaining relationships to open doors of opportunity. However, this relational dedication comes with a duality—the Fourth Line's kindness and generosity are extended to those they trust and value, but they can quickly become cold, detached, or even resentful when trust is broken, or the environment feels unstable. Fatigue is another natural challenge for the Fourth Line, as constant availability to others—especially when it yields no opportunities—can leave them drained and frustrated. This kindness/meanness dynamic reveals how deeply the Fourth Line's energy is tied to the state of their relationships, oscillating between warmth and withdrawal depending on how supported and aligned they feel.

In terms of sharing, the Fourth Line is "The Magnanimous One." There is a grandness to their generosity, but it is not extended to everyone. Their magnanimity is reserved for their friends—the people they are closest to and trust most deeply. While the Fourth Line waits for opportunities to come through their network, the person who provides the opportunity is often overlooked in favor of giving back to their inner circle. Interestingly, this dynamic underscores the kindness/meanness duality; the Fourth Line can be extraordinarily giving and warm with their trusted allies, but distant



or indifferent to those outside their inner circle. In this cycle, you may notice individuals who radiate warmth and generosity toward those they trust yet seem to redirect the advantages they've gained to their closest allies rather than those who directly supported them. These dynamics emphasize the importance of trust and alignment in the Fourth Line's sharing process.

In intimate settings, the Fourth Line is "The Companion," approaching intimacy through the foundation of friendship. For the Fourth Line, true intimacy cannot exist without companionship, as they use friendship as a way to establish trust and assess the potential for deeper connections. This archetype is often marked by a certain sneakiness—"Would you like to be friends? I'll be your friend. I'll be the person you can talk to." Beneath this friendliness is a theme of voyeurism, as the Fourth Line observes and evaluates whether the connection is correct for greater intimacy. This kindness/meanness dynamic can also show up in intimacy—when trust is established, the Fourth Line brings warmth and loyalty, but without that foundation, they can withdraw and protect themselves from deeper connections. In this cycle, you may notice individuals who approach relationships with this energy of friendship first, waiting for the right moment to deepen the bond. The process of companionship is essential for the Fourth Line, as it ensures that deeper intimacy is aligned and mutually supportive.

In this cycle, your Saturn Nodal Environment highlights the Fourth Line's dualities: kindness and meanness, warmth and withdrawal, generosity and fatigue. When aligned, the environment will feel like a space of trust, mutual respect, and harmonious relationships, fostering collaboration and the flow of opportunities for growth and expression. However, when unbalanced, the Fourth Line's energy can become cold or withdrawn, protecting itself from rejection or instability. You will notice individuals who embody the Fourth Line's energy by building strong networks and leveraging their relationships to create opportunities, while also navigating the challenges of relational fatigue and the need for reciprocation. These qualities confirm that you are in the right place and aligned with the right perspective relative to the themes of your Saturn Nodal gates. By attuning to these dynamics, you align yourself with a Saturn environment that values trust, loyalty, and the transformative power of authentic connection.

Unconscious Nodal Environment: SN Gate 64 / NN Gate 63

Your Saturn cycle begins with an unconscious immersion in the energy of Gate 64 in Virgo, your Saturn Design South Node. This cycle, the environment is shaped by themes of abstract confusion, mental imagery, and the potential for realization. Gate 64, also known as the Gate of Confusion, resides in the Head Center and represents the abstract mental pressure to make sense of experiences and find clarity through reflection. For your body, it is an unconscious response to the environment, where confusion and cyclical thought naturally arise as part of the process of realization.

Gate 64 creates an environment where abstract confusion and mental imagery take precedence. The practical and analytical energy of Virgo enhances this process, encouraging your body to align with the reflective nature of this energy. Your body instinctively senses the potential for realization that comes from embracing confusion and allowing clarity to emerge naturally. In professional settings, it notices how abstract thought and mental imagery inspire innovative perspectives and creative solutions. In personal relationships, it perceives how patience and reflection deepen understanding and foster meaningful connections. Your body unconsciously aligns with the energy of Gate 64, amplifying the potential for insight and clarity in the spaces it inhabits.

In this environment, your body observes how individuals navigate the challenges of abstract confusion. It senses how some embrace the cyclical nature of thought, trusting that realizations



Overview of Chiron Return Center Themes

Saturn Return Theme: Root Center Impacted

Themes of Stress, Pressure, and Drive Emerging in this Cycle

In this cycle, with the Root Center temporarily defined in your Saturn Return, you may experience a steady and consistent drive to accomplish, act, and manage stress. Tasks that once felt overwhelming could now seem more achievable, as this energy brings a sense of grounded determination and focus. You might feel empowered to handle pressure in ways that feel productive and motivating, giving you the stamina to push through challenges. While this newfound stability is temporary, it offers an opportunity to explore how you relate to stress and pressure, helping you develop greater awareness of your rhythms of productivity and rest. Embrace this energy as a chance to move forward but remember to honor your inner authority to decide when and how to act.

Saturn Return Theme: Solar Plexus Center Impacted

Themes of Emotional Truth and Empowerment Emerging in this Cycle

In this cycle, with the Solar Plexus Center temporarily defined in your Saturn Return, you will confront your emotional truth in ways that are both inevitable and empowering. Emotional waves will rise to the surface, bringing moments of clarity, honesty, and self-recognition that allow you to align more deeply with who you truly are. This is a cycle to embrace the courage required to face your feelings head-on, knowing that this process will lead to greater authenticity and freedom. By leaning into this energy, you can transform confrontation into connection—both with yourself and others—and experience the profound empowerment that comes from living in alignment with your truth.

Saturn Return Theme: Ajna Center Impacted

Themes of Certainty in Thought Processes and Mental Perspective Emerging in this Cycle

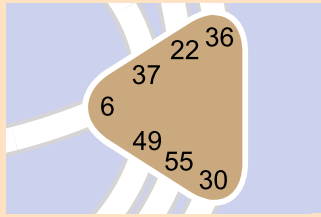
In this Cycle, with the Ajna Center temporarily defined in your Saturn Return, you may experience a newfound sense of consistency in your thought processes. Whether logical, abstract, or individual, your thinking may feel more structured and reliable, giving you the confidence to analyze, form conclusions, and express your ideas with clarity. This temporary definition offers a unique opportunity to explore the power of consistent thought patterns, helping you gain insights, refine your mental focus, and engage with the world in a more intentional way. Enjoy this time of mental clarity and self-assuredness as you navigate the cycle ahead!



Saturn Return Theme: Head Center Impacted

Themes of Consistent Mental Inspiration Emerging in this Cycle

In this cycle, with the Head Center temporarily defined in your Saturn Return, you have the potential to experience a steady flow of inspiration and mental pressure. Inspirations may come to you with a sense of purpose and direction, allowing you to explore questions and concepts that ignite your curiosity and creativity. This newfound mental consistency can bring focus to areas of your life where you've previously felt scattered or uncertain. While this energy is temporary, it offers a unique opportunity to engage with your thoughts in a more directed and meaningful way. Get ready to embrace this wave of inspired thinking and let it guide you toward insights that matter!



Saturn Cycle Center Themes: Defined Solar Plexus Center

The Mind and Its Illusion of Avoiding Confrontation and Truth

In your Foundation Design, you have an undefined Solar Plexus Center, which means your mind is naturally conditioned to avoid emotional confrontation and truth. The mind's strategy is to sidestep difficult emotions, smooth over conflict, and prioritize harmony by superficially "playing nice"—even at the cost of authenticity. This avoidance creates a false sense of safety but leaves unresolved emotions lingering beneath the surface, creating nervousness, fear, or discomfort that never fully dissipates.

In this cycle, with your Solar Plexus temporarily defined, confrontation becomes inevitable. Emotional truths and conflicts that may have been avoided in the past now rise to the surface, asking to be acknowledged and dealt with. While this might feel uncomfortable initially, it's also profoundly cathartic. Revealing your truth—despite the fear of confrontation—can free you from lingering fears, clear emotional blockages, and bring a newfound sense of empowerment and clarity.

The mind, conditioned by your undefined nature, will likely resist this process. It will try to cling to old avoidance strategies, convincing you to suppress emotions, smooth things over, or avoid confrontation altogether. But this is the mind's illusion. Avoiding confrontation keeps you stuck in fear; while embracing it opens the door to freedom, growth, and a more authentic life.

By standing in your truth—even when it creates temporary discomfort—you open the door to clearing layers of buried emotional "plaque" and stepping into a more authentic, aligned version of yourself. This cycle offers a unique opportunity to transform avoidance into empowerment. Instead of retreating, lean into the process of confronting these truths. Doing so will reveal your authentic self and unlock deeper emotional clarity, healthier relationships, and a life more grounded in your core values.

Experiencing the Defined Solar Plexus Center in the Chiron Return

For this cycle, the defined Solar Plexus Center brings consistent emotional energy into your life, creating a heightened awareness of your feelings and their natural ebb and flow. You'll experience emotions in waves—cyclic patterns of highs and lows that unfold over time.

This cycle teaches you the value of waiting through these emotional waves before taking action. These waves are not inherently yours—they are conditioned by the temporarily defined Solar Plexus and can create a sense of emotional volatility or urgency. Acting impulsively in the heat of these emotional highs or lows can lead to regret or misalignment. By waiting through these waves, you create the space to hear your true inner authority, no longer drowned out by emotional noise.

However, waiting doesn't mean letting the mind creep back in with excuses, like "Oh, we don't need to confront this." The mind, conditioned by your undefined Solar Plexus, may try to avoid



confrontation altogether, favoring superficial harmony over real resolution. Better to confront and be wrong than to run and also be wrong. At least when you confront, you give yourself the chance to hear the other person's truth, which can bring clarity and resolution, even if the interaction is uncomfortable.

At the same time, it's not all about the downsides and confrontation! The defined Solar Plexus also offers an opportunity to experience the richness of emotional highs—the juicy, vibrant feelings that bring passion, creativity, and zest for life. These moments of joy, excitement, and connection can be deeply fulfilling and inspiring. Allow yourself to savor these highs, leaning into the fullness of what it means to feel alive. By embracing the highs without attaching to them, you can enjoy the emotional energy while staying grounded in your inner truth.

Your inner authority—not the emotions from these waves or the avoidance tactics of the mind—is your only real truth. The defined Solar Plexus during this cycle may amplify emotional energy, creating the illusion that you need to act or confront immediately. However, this energy is not your decision-maker. Instead, allow the emotional waves to settle, and then turn to your inner authority to determine if action or confrontation is necessary and aligned. Not every wave requires a response, but when your inner authority signals that confrontation is appropriate, trust yourself to step forward, even if it feels vulnerable.

By waiting for the emotional noise to quiet—and by not letting the mind talk you out of confrontation—you ensure that your actions are guided by clarity, authenticity, and courage. This approach empowers you to engage with honesty and integrity, creating opportunities for connection, understanding, and deeper truths to emerge. And don't forget to enjoy the ride! The highs of the wave can bring joy, passion, and a deeper appreciation for life's beauty. Allow yourself to embrace these moments fully, knowing they are just as much a part of the experience as the lows and challenges.

Key Characteristics of the Defined Solar Plexus Center

- Emotional Waves: Consistent patterns of emotional highs and lows, requiring time to fully experience.
- Emotional Confrontation: The inevitability of addressing emotional truths and conflicts, rather than avoiding them. Facing these moments creates clarity, healing, and empowerment.
- Revealing Your Truth Despite Fear: This cycle challenges you to move beyond fear and speak your truth, even when confrontation feels uncomfortable.
- Emotional Clarity: True clarity comes only after waiting through the entire emotional wave.
- Creative and Passionate Energy: A powerful reservoir of emotional energy that can fuel artistic and expressive pursuits.
- Impact on Relationships: Your emotional aura can influence and amplify the feelings of those around you, especially individuals with undefined Solar Plexus Centers.
- Challenges: The mind's resistance to confrontation, impulsive decisions during emotional highs or lows, and the need to manage the emotional impact on yourself and others.

The Benefits of Emotional Confrontation

The defined Solar Plexus Center offers you a powerful opportunity to confront truths and emotions you've been avoiding. While the process can feel challenging, it's also deeply rewarding.

- Releases Lingering Fear and Nervousness: Avoidance keeps unresolved emotions stuck in your system, creating a persistent undercurrent of fear or discomfort. Confrontation clears this energy, allowing you to feel lighter and more at peace.
- Brings Emotional Clarity: Facing emotions and conflicts directly deepens your understanding of yourself and your relationships, creating a foundation for clarity and alignment.
- Moves Beyond Superficial Harmony: The urge to "play nice" and smooth things over at the expense of truth is replaced with a deeper commitment to authenticity and self-respect.
- Reveals Your Authentic Self: Speaking your truth—despite discomfort or rejection—teaches you



to value authenticity over surface-level harmony.

- Improves Relationships: Honest confrontation fosters deeper connections, clearing misunderstandings and creating space for real intimacy and trust.
- Builds Empowerment: Each time you face what you've avoided, you prove to yourself that you can handle emotional intensity, building resilience and confidence.

The mind may try to convince you that confrontation is unnecessary, but in reality, it's the key to unlocking a freer, more authentic version of yourself. Embrace this process as a gift, knowing that with each emotional truth you face, you are stepping closer to the life you are meant to live.

Closing Thoughts

The defined Solar Plexus Center in your Saturn Cycle brings an undeniable richness to your emotional experience, offering you the opportunity to explore emotional depth, creative passion, and authentic self-expression. At the same time, it challenges you to face emotional truths and confrontations head-on, rather than avoiding them.

While this consistent emotional energy can feel empowering and inspiring, remember that it is temporary and conditioned. Observing how the Solar Plexus Center functions during this period offers you the opportunity to gain wisdom about emotional energy and those who consistently experience it. This wisdom allows you to see the importance of waiting for emotional clarity—not because it's your decision-making tool, but because it helps you understand how emotions ebb and flow over time.

As someone with an undefined Solar Plexus, this cycle teaches you to recognize the emotional wave for what it is: a temporary experience that doesn't define you. It allows you to step back and see the truth of emotional energy in others—how feelings fluctuate and how acting impulsively in the heat of the moment often leads to regret. This understanding brings a unique wisdom that helps you navigate emotional dynamics with patience and awareness, without getting caught up in the highs or lows.



Overview - The Saturn Return Channel Themes

During this Saturn cycle, you may notice the emergence of channels that are not present in your Foundation Design. These new channels are formed in two primary ways: through the interaction of Saturn Return imprinting—where gates and lines combine to create complete Saturn Return channels—and through the interaction between Saturn Return imprinting and specific gates and lines with gates and lines in your Foundation Design.

The resulting channels represent significant energies and themes that will shape your experiences in the cycle. These channel themes, given the length of this cycle, are also likely to reoccur more than once. Whether or not you engage with these themes depends on the guidance of your Inner Authority. These channels fall into two categories: Educational or Personal in nature. Within these channel types, further nuances unfold, revealing whether they are developmental, directional, or triggered by a specific person you are destined to meet. Each channel offers a unique opportunity for growth and alignment throughout the Saturn cycle.

Educational Channels

An Educational Channel is formed by two or more gates in your Saturn Return Cycle. These gates are not part of your Foundation Design, making the channel educational in nature. The channel may also connect two undefined centers in your design, further amplifying the educational effect.

Educational Channels can be **Developmental**, **Directional**, or formed through interactions with **two or more people** that you meet. The specifics of the Educational Channels created in this cycle are discussed in greater detail later in this report.

Personal Channels

A Personal Channel is formed when one gate (which may include several planets and lines) in your Saturn Return Cycle connects with one gate (which may also include multiple planets and lines) in your Foundation Design. The connection between your Foundation gate and a Saturn gate makes the channel created personal in nature. The resulting channel may also link two undefined centers in your design, further emphasizing and amplifying the personal theme.

Personal Channels can be **Developmental**, **Directional**, or formed through interactions with **one or more people** you meet. The specifics of the Personal Channels created in this cycle are discussed in greater detail later in this report.



Channel Theme: Personal - Developmental

A Personal Channel designated as developmental is activated by at least one Outer Planet (gate/line) in the Saturn cycle and at least one Planet (gate/line) from your Foundation Design. “Personal” in this context means you will experience the energy and themes of these channels throughout your Saturn Cycle. It is personal because part of the channel is inherent to your Foundation Design, making it a significant personal development lesson tied to the nature of the channel created. Personal Channels can define the centers at one or both ends of the channel, and when a white (undefined) center is conditioned, it directly influences your Shadow Mind. The Shadow Mind often perceives these energies as highly significant, tempting you to make decisions based on them. However, it is crucial to recognize that your Inner Authority—not your Shadow Mind—determines their true importance. Without discernment, the Shadow Mind may mistake these energies as part of your identity, leading to incorrect decisions—or even correct decisions made with improper timing—which still result in a negative outcome.

Channel Theme: Personal - Directional

A Personal Channel designated as directional is activated by at least one Node (gate/line) in the Saturn cycle and at least one Planet (gate/line) from your Foundation Design. “Personal” in this context means you will experience the energy and themes of these channels throughout your Saturn Cycle. It is personal because part of the channel is inherent to your Foundation Design, making it a significant personal lesson that can lead to a new direction aligned with the nature of the channel created. Personal Channels can define the centers at one or both ends of the channel, and when a white (undefined) center is conditioned, it directly influences your Shadow Mind. The Shadow Mind often perceives these energies as highly significant, tempting you to make decisions based on them. However, it is essential to recognize that your Inner Authority—not your Shadow Mind—determines their true importance. Without discernment, the Shadow Mind may mistake these energies as part of your identity, leading to incorrect decisions—or even correct decisions made with improper timing—which can still result in a negative directional outcome.

Channel Theme: Personal - Person

A Personal Channel designated as a person is activated by at least one Inner Planet (gate/line) in the Saturn cycle and at least one Planet (gate/line) from your Foundation Design. “Person” in this context means you will meet a person or people carrying the gate/line energy that creates the channel. The resulting channel will manifest one or more times during your Saturn Cycle. It is personal because part of the channel is inherent to your Foundation Design, making it a significant personal lesson that can lead to new relationships aligned with the nature of the channel created. Personal Channels can define the centers at one or both ends of the channel, and when a white (undefined) center is conditioned, it directly influences your Shadow Mind. The Shadow Mind often perceives these energies as highly significant, tempting you to make decisions based on them. However, it is essential to recognize that your Inner Authority—not your Shadow Mind—determines their true importance. Without discernment, the Shadow Mind may mistake these energies as part of your identity, leading to incorrect decisions—or even correct decisions made with improper timing—which can still result in a negative outcome, particularly if you commit to the wrong person or people during this Saturn cycle.



Channel Theme: Educational - Developmental

An Educational Channel designated as developmental is activated by at least one Outer Planet, though it can also involve outer planets at both ends of the channel, or in some cases, an Inner Planet at one end while still being developmental. Development in this context means you will experience the energy and themes of these channels throughout your Saturn cycle. These themes are not inherent to your Foundation Design but offer an opportunity to learn about the channel being imprinted. Educational Channels can define the centers at one or both ends of the channel, and when a white (undefined) center is conditioned, it directly influences your Shadow Mind. The Shadow Mind often perceives these energies as highly significant and may tempt you to make decisions based on them. However, it is essential to recognize that your Inner Authority—not your Shadow Mind—determines their true importance. Without discernment, the Shadow Mind can mistake these energies as part of your identity, leading to incorrect decisions, or even correct decisions made with the wrong timing, which still results in a negative outcome.

Channel Theme: Educational - Directional

An Educational Channel designated as directional is activated by at least one of the 4 Saturn Nodal Gates and Lines. Nodal activations represent your direction for the cycle. A directional Channel can also involve an Outer or Inner Planet at one end, but due to the nodal imprint, it is still classified as directional. Directional, in this context, means you will experience the energy and themes of these channels throughout your Saturn Cycle. These themes are not inherent to your Foundation Design but provide an opportunity to learn about the channel being imprinted. Educational Channels can define the centers at one or both ends of the channel, and when a white (undefined) center is conditioned, it directly influences your Shadow Mind. The Shadow Mind often perceives these energies as highly significant, tempting you to make decisions based on them. However, it is crucial to remember that your Inner Authority—not your Shadow Mind—determines their true importance. If the Shadow Mind makes decisions based on directional channel input, it can steer your life in an entirely new and often incorrect direction. Without discernment, the Shadow Mind may mistake these energies as part of your identity, leading to poor decisions—or even correct decisions made with the wrong timing—resulting in a negative outcome as your life begins to shift off course.

Channel Theme: Educational - People

An Educational Channel designated as 'people' is activated by inner planets at both ends of the channel. In this context, "people" means you will experience the energy and themes of these channels at specific moments during your Saturn Cycle. These themes are not inherent to your Foundation Design but provide an opportunity to learn about the channel being imprinted. The channel can represent people within auric contact with you, conditioning you in the moment, but it is unlikely to hold long-term significance for your overall life. Educational Channels can also define the centers at one or both ends of the channel, and when a white (undefined) center is conditioned, it directly influences your Shadow Mind. The Shadow Mind often perceives these energies as highly significant, tempting you to make decisions based on them. However, it is crucial to recognize that your Inner Authority—not your Shadow Mind—determines their true importance. Without discernment, the Shadow Mind may mistake these energies as part of your identity, leading to incorrect in-the-moment decisions, or even correct decisions made with the wrong timing, resulting in a negative outcome.



Personal Channels

A Personal Channel is created when a gate from your Saturn Return Cycle (which can include multiple planets and lines) connects with a gate from your Foundation Design (also potentially containing several planets and lines). This connection between a gate in your Foundation Design and one in your Saturn imprinting results in a channel that is considered personal in nature. Personal Channels can manifest as **developmental** opportunities, **directional** themes, or through interactions with a **person** you encounter during the Saturn cycle.

Channel 1057: Perfected Form	Person
Channel 1034: Exploration	Person
Channel 1762: Acceptance	Person, Developmental
Channel 3536: Transitoriness	Developmental
Channel 3254: Transformation	Person
Channel 3740: Community	Directional, Person



Activations of Channel 1034: Exploration

	P/D	Gate & Line	Fixing	Filter	Saturn 1st Return
Foundation	Personality	34.2	Exalted	Pluto	-
Foundation	Design	34.1	Detriment	Pluto	-
Saturn 1st	Design	10.2	Juxtapose	Mars	Person
Saturn 1st	Design	34.4	Juxtapose	Mercury	Person

Channel 1034: Exploration

A Design of Following One’s Convictions.

The 1034 Channel, known as the Channel of Exploration, is designed to trust its gut feelings and follow its drive, even when others don’t understand. Its purpose is to love life and itself so deeply that it naturally gravitates toward doing only what it loves. When it embraces this truth, it reveals its real power and inspires others in the process. By staying true to itself and avoiding the urge to force its way on others, it has a unique ability to strengthen and empower those around it.

This channel helps others feel more connected to themselves by modeling self-trust and independence. Its influence encourages people to rely less on others and discover their own inner strength. At times, the 1034 Channel’s unwavering commitment to doing things its own way may come across as selfish. However, when it stays authentic and aligned with its drive, there is no need to feel guilt or doubt for following its own path.

The 1034 Channel thrives when it acts on drive without questioning why or seeking external validation. It doesn’t need to justify its actions, even if others question its choices. By trusting its drive and living in the moment, this channel naturally finds itself in the right place at the right time. Through this alignment, it fulfills its purpose of self-exploration and inspires others to embrace their own journey of independence and authenticity.

Components

Channel Type: Generated

Energy Family: Centering – Empowerment

Gate 10: Treading: The underlying code of behavior which ensures successful interaction despite circumstances. Quarter of Mutation.

Gate 34: The Power of The Great: Power is only great when its display or use serves the common good. Quarter of Mutation.



Foundation

Filter: Pluto

Like an unstoppable force of metamorphosis, Pluto represents our conscious relationship to profound transformation and unveiled truth. This volcanic force shapes our experience of deep change, conducting our evolution through a matrix of death, rebirth, and raw authenticity. As the archetypal revealer of shadows, Pluto pulses with transformative power, radical honesty, and the profound ability to transmute darkness into enlightenment. Its energy manifests as both destructive and regenerative - from the collapse of outdated structures to the phoenix-like emergence of renewed being. Through Pluto, we learn to embrace fundamental change, transforming resistance into evolutionary momentum, inexorably moving from surface existence to core truth as we develop empowerment. As a personality activation Pluto is the Conscious path to Truth through the Learning Vertical, The Mind Lateral and the Martial Diagonals.

Gate 34: The Power of the Great

Recognition and awareness in the now which transforms understanding into right action.

Gate 34 represents raw survival power, embodying a potent force for self-empowerment and individual strength. As a key energy gate within the Integration system, it fuels the ability to respond decisively and effectively to life's challenges. Its strength lies in independent, self-focused action, prioritizing personal survival above all else. This immense power must be wielded with care, as domination or aggressive tendencies can become self-defeating. The energy of Gate 34 is purely mechanical, operating from a raw survival imperative that drives the individual to act in the moment with strength and determination.

Gate 34 is inherently self-centered, acting purely from its own drive for survival and empowerment. It does not consider the welfare of others unless influenced by external connections, such as the 28/38 channel, which forces it to acknowledge and adapt to collective needs. Without this influence, its energy often manifests as "unavailability" or self-absorbed busyness, with its focus entirely on its own process. However, when efficiently and intentionally directed, its raw power can serve as an empowering force, enabling the individual to thrive and, indirectly, create opportunities for others. When guided by Inner Authority, this pure and vital energy becomes a tool for navigating life's challenges and ensuring personal survival.

Additional Gate Information:

- Incarnation Crosses: Sleeping Phoenix, Power, Industry
- Incarnation Quarter: Spirit (Mutation) - Sagittarius
- Energy Circuit: Centering and Integration
- Amino Acid: Asparagin
- Anatomy: Sacral Plexus
- Gene Keys: Force (Self-effacing-Bullish) - Strength - Majesty



Line 2: Momentum - Exalted

↑ **Mars:** The ability, when victory is in sight, not to lose perspective. The power that grows when victory is in sight.

- Line Quality: Projection inwards. No subjective ability to see in. The natural.

Line 2 naturally projects power outward while harboring internal uncertainty about its foundation. Its natural state manifests as a display of confident survival capability, yet this projection often masks deeper insecurities about its ability to survive independently. The genius of its natural projection serves as both a shield and a catalyst on its journey of self-empowerment.

↑ Exaltation (Mars):

Mars provides Line 2 with a warrior's discipline, enabling it to channel its power projection effectively while staying grounded in reality. This influence ensures that Line 2's natural momentum builds sustainably when it tempers enthusiasm with self-awareness. For example, Line 2 may confidently take on a leadership role but succeeds most when it balances bold action with a realistic assessment of its true capabilities. Mars helps it maintain steady development of survival strength without losing perspective.

The natural genius of Line 2 emerges when it aligns its projected confidence with a clear understanding of both its strengths and limitations. This balance allows its self-empowerment to grow organically, creating a foundation of sustainable independence.

Filter: Pluto

Like a primal force of inhalation, the Design Pluto governs our form's deepest relationship with breath and environmental absorption. This penetrating force shapes our body's intake of life force, conducting our respiratory processes through a matrix of transformation, assimilation, and vital exchange. As the form's archetypal breath master, Design Pluto pulses with regenerative frequencies, inhalation patterns, and the innate ability to transform air into life-sustaining power. Its energy manifests as both consuming and renewing - from the microscopic dance of cellular respiration to the profound cycles of environmental exchange. Through the Design Pluto, our form learns to maintain its essential rhythms of intake, transforming atmospheric elements into vital force, unconsciously moving between states of absorption and release as our form evolves. As a design activation Design Pluto controls our form's inhalation through The Satori Vertical, The Gas Lateral and the Martial Diagonals.

Gate 34: The Power of the Great

Recognition and awareness in the now which transforms understanding into right action.

Gate 34 represents raw survival power, embodying a potent force for self-empowerment and individual strength. As a key energy gate within the Integration system, it fuels the ability to respond decisively and effectively to life's challenges. Its strength lies in independent, self-focused action, prioritizing personal survival above all else. This immense power must be wielded with care, as domination or aggressive tendencies can become self-defeating. The energy of Gate 34 is purely mechanical, operating from a raw survival imperative that drives the individual to act in the moment with strength and determination.

Gate 34 is inherently self-centered, acting purely from its own drive for survival and empowerment. It does not consider the welfare of others unless influenced by external connections, such as the 28/38 channel, which forces it to acknowledge and adapt to collective needs. Without this influence, its energy often manifests as "unavailability" or self-absorbed



business, with its focus entirely on its own process. However, when efficiently and intentionally directed, its raw power can serve as an empowering force, enabling the individual to thrive and, indirectly, create opportunities for others. When guided by Inner Authority, this pure and vital energy becomes a tool for navigating life's challenges and ensuring personal survival.

Additional Gate Information:

- Incarnation Crosses: Sleeping Phoenix, Power, Industry
- Incarnation Quarter: Spirit (Mutation) - Sagittarius
- Energy Circuit: Centering and Integration
- Amino Acid: Asparagin
- Anatomy: Sacral Plexus
- Gene Keys: Force (Self-effacing-Bullish) - Strength - Majesty

Line 1: The Bully - Detriment

The indiscriminate use of power.

↓ **Pluto:** The comeuppance that is the inevitable destiny of the bully. The ever present risk of retaliation to power displays.

- Line Quality: Introspective and investigating.

Line 1 is rooted in understanding the raw display of strength. Its investigative nature drives it to explore how power impacts survival. Through introspection, it uncovers the fine line between demonstrating strength and misusing it.

↓ Detriment (Pluto):

In detriment, Pluto disrupts Line 1's ability to strategically display strength, leading to the misuse of power. The indiscriminate use of force or domination can trigger resistance and retaliation, undermining its survival strategy. For example, Line 1 might overreact in a position of authority, using unnecessary aggression that alienates others and creates long-term conflict. This misuse of strength often backfires, transforming what was meant to ensure survival into a threat to it.

Pluto's transformative influence ensures that misuse of power leads to significant life lessons. Through challenging experiences, Line 1 learns that habitual or aggressive power displays destabilize its foundation and attract opposing forces. Its introspective nature allows it to recognize these patterns and adjust its approach, making this painful process a critical step in refining its survival strategy.



Saturn 1st Return

Unconscious Mars - Saturn Cycle: Person

During this cycle, your form will encounter someone who embodies the instinctive and dynamic energy of Mars, unconsciously expressing the themes of the gate and line imprinted. This planetary activation creates a defined channel in your design. If this person is under 40, their energy may feel raw and impulsive, driven by passion and a need to act—even if they are not fully aware of the underlying forces guiding them. For those over 40, the expression of Mars is likely more intentional, shaped by experience and a mastery of their own strength.

This person's presence may awaken a natural drive within you, encouraging bold action and engagement with the energy of this channel. Their influence can help propel you forward with courage and determination. However, as always, it is up to your inner authority to decide whether or not to engage with this energy.

Gate 10: Treading

The underlying code of behavior which ensures successful interaction despite circumstances.

Gate 10 represents the essence of individual behavior and self-love, offering an innate understanding of how to navigate life through appropriate conduct in various situations. It carries a deep awareness of the pivotal role behavior plays in interacting with the world, often evaluating the actions of others based on this understanding. At its core, Gate 10 is rooted in self-love, which serves as the foundation for all other forms of love. This self-love empowers it to adapt to changing circumstances while remaining true to its authentic nature. Through its unique expression, Gate 10 demonstrates the power of individuality and appropriate behavior, becoming a guiding example for others and contributing to a more harmonious collective experience.

The behavior of Gate 10 is a profound instrument of change and influence, embodying the rare ability to balance situationally appropriate conduct with unwavering personal authenticity. This quality allows it to bridge the gap between societal expectations and individual truth, fostering genuine connections with others while inspiring them to embrace their unique selves. Gate 10's capacity to navigate life with such grace and integrity makes it a transformative force, encouraging both personal and collective growth. By remaining true to its individuality, Gate 10 not only enriches its own experience but also acts as a beacon for others, illustrating how authenticity and self-love can coexist with meaningful and impactful interactions in the world.

Additional Gate Information:

- Incarnation Crosses: Vessel of Love, Behavior, Prevention
- Incarnation Quarter: Spirit (Mutation) - Capricorn
- Energy Circuit: Centering & Integration
- Amino Acid: Arginin
- Anatomy: Chest
- Gene Keys: Self-Obsession (Self-Denying-Narcissistic) - Naturalness - Being



Line 2: The Hermit - Juxtaposed

The successful sidestepping of behavioral requirements through isolation.

↑ **Mercury:** Where mental functions enrich aloneness. Independent behavior through isolation.

↓ **Mars:** The angry exile. Isolation to preserve independent behavior in the face of conditioning.

- Line Quality: Makes the theme of the Hexagram visible; is seen, but can't see itself.

This line shows the power of strategic withdrawal, like someone who instinctively knows when to leave a noisy office to work from home - not from antisocial tendencies, but from recognizing when outside influences are compromising their natural way of working.

↑ Exaltation (Mercury):

The exalted quality of this line emerges like a writer who discovers their best work happens in early morning solitude. Their retreat isn't running away - it's creating the perfect conditions for authentic expression. Like a programmer who does their most elegant coding late at night when everyone else is asleep.

Through this natural withdrawal, they find clarity impossible in group settings. It's like an artist who needs their private studio space - not because they dislike people, but because their true creativity emerges only in that protected environment where no one is "looking over their shoulder."

↓ Detriment (Mars):

This line in detriment shows necessary isolation turning bitter. Like someone working remotely who starts seeing every meeting invitation as a personal attack on their space - their healthy need for privacy morphing into defensive anger about any interruption.

Through this martial energy, protective boundaries become battle lines. It's like the team member who stops attending optional meetings, not from genuine need for solitude, but from growing resentment about others "invading their space" - turning withdrawal into a weapon rather than a sanctuary.



Unconscious Mercury - Saturn Cycle: Person

During this cycle, you may encounter someone who subtly embodies the unconscious energy of Mercury, bringing the themes of the gate and line they carry into your life. Their influence might not be immediately obvious, but through your interactions, you could notice shifts in how you process and exchange ideas.

This activation creates definition in your design and has the potential to stimulate deeper thought patterns or provoke insights that emerge unexpectedly, often beyond conscious awareness. If you choose to engage, their presence may inspire you, offering opportunities for subtle yet profound growth in how you communicate and connect with others.

Gate 34: The Power of the Great

Recognition and awareness in the now which transforms understanding into right action.

Gate 34 represents raw survival power, embodying a potent force for self-empowerment and individual strength. As a key energy gate within the Integration system, it fuels the ability to respond decisively and effectively to life's challenges. Its strength lies in independent, self-focused action, prioritizing personal survival above all else. This immense power must be wielded with care, as domination or aggressive tendencies can become self-defeating. The energy of Gate 34 is purely mechanical, operating from a raw survival imperative that drives the individual to act in the moment with strength and determination.

Gate 34 is inherently self-centered, acting purely from its own drive for survival and empowerment. It does not consider the welfare of others unless influenced by external connections, such as the 28/38 channel, which forces it to acknowledge and adapt to collective needs. Without this influence, its energy often manifests as "unavailability" or self-absorbed busyness, with its focus entirely on its own process. However, when efficiently and intentionally directed, its raw power can serve as an empowering force, enabling the individual to thrive and, indirectly, create opportunities for others. When guided by Inner Authority, this pure and vital energy becomes a tool for navigating life's challenges and ensuring personal survival.

Additional Gate Information:

- Incarnation Crosses: Sleeping Phoenix, Power, Industry
- Incarnation Quarter: Spirit (Mutation) - Sagittarius
- Energy Circuit: Centering and Integration
- Amino Acid: Asparagin
- Anatomy: Sacral Plexus
- Gene Keys: Force (Self-effacing-Bullish) - Strength - Majesty



Line 4: Triumph - Juxtaposed

The freedom in absolute victory to unlimited use of power.

↑ **Pluto:** A tendency in victory to restrain excessive power in favor of more subtle and covert styles. The inherent confidence to use power subtly.

↓ **Mars:** Ego gratification in the unrestrained use of power with impunity, inevitably leading to abuse. A lack of confidence that can lead to abuse of power.

- Line Quality: Fixed on externalizing its single track quality.

Line 4's power manifestation is fixed and externalized, focusing on achieving the freedom to survive independently without interference. Its true victory lies not in domination but in securing the space to express its natural power without constraint.

↑ Exaltation (Pluto):

Pluto's transformative influence grants Line 4 the ability to express power with subtlety and restraint. When its independence is respected, Line 4 naturally develops quiet confidence, externalizing power in sophisticated and measured ways. For example, in leadership roles, Line 4 may demonstrate authority by calmly making decisions and inspiring respect, rather than through overt displays of force. Pluto helps refine raw power into mature, deliberate expression.

Line 4's fixed nature thrives when it is free to grow without interference. This freedom allows its power to evolve naturally, transforming into a steady, confident presence. As its independence is secured, Line 4 achieves its greatest triumph: the ability to express power effectively and with quiet assurance.

↓ Detriment (Mars):

Under Mars's aggressive influence, interference with Line 4's independence can trigger unrestrained and excessive power displays. For example, when its autonomy is threatened, Line 4's fixed nature may respond with rigid displays of force, such as overreacting in conflicts or attempting to dominate others. This defensive behavior undermines its natural ability to externalize power effectively.

When confidence is damaged, Line 4's power expression becomes less about subtlety and more about proving autonomy. Mars's influence amplifies frustration, distorting its power into compulsive demonstrations or rigid, unyielding force. Rebuilding genuine confidence becomes essential for Line 4 to regain the balance and subtlety needed for healthy power expression.



Saturn 1st Return

Unconscious Moon - Saturn Cycle: Person

During this cycle, you may cross paths with someone who brings a unique focus to the gate and line imprinted by the Moon in your Cycle chart. They embody the Moon's flowing and receptive energy, naturally drawing attention to this aspect of your chart.

Since this connection creates definition through a channel, their emotional awareness and attunement will help illuminate the themes and experiences tied to this gate and line. Their presence may encourage you to explore its influence and integrate its lessons into your journey.

Gate 32: Duration

The only thing which endures is change.

Gate 32 carries the unique ability to recognize true value in people and things, rooted in its connection to the Tribal Instinctive energy stream. It is deeply attuned to the fear of failure—whether of the tribe, community, or business—an instinctive awareness that fuels a naturally cautious and conservative approach to change. This gate has a keen ability to sense potential pitfalls or failures, drawing from a deep cellular memory of past experiences. Its conservatism is not about resisting change but rather ensuring the continuity and long-term success of the tribe. Gate 32 excels at identifying who or what has the potential to grow, transform, and ascend within the hierarchy, making it a valuable asset in maintaining tribal vitality and competitiveness. Its challenge lies in balancing its instinctive caution with the understanding that change is inevitable and essential for survival, requiring it to discern when to preserve and when to adapt.

This gate's innate ability to sense value and assess potential risks makes it particularly suited for roles involving financial management, resource allocation, risk assessment, or talent evaluation. While it focuses on preserving systems and processes that work, it must remain open to necessary transformations to avoid stagnation. Gate 32 possesses a gift for navigating change wisely, ensuring continuity while fostering evolution. Designed to "lift others materially" and strengthen the tribe, it plays a critical role in identifying and promoting individuals who can ensure the tribe's future success, while maintaining the integrity of mutual support. By combining its instinctive conservatism with an openness to growth, Gate 32 serves as a stabilizing force that protects and sustains the tribe while adapting to the demands of an ever-changing world.

Additional Gate Information:

- Incarnation Crosses: Maya, Conservation, Limitation
- Incarnation Quarter: Relationships (Duality) - Leo
- Energy Circuit: Tribal
- Amino Acid: Asparagin Acid
- Anatomy: Spleen
- Gene Keys: Failure (Fundamentalist-Disjointed) - Preservation - Veneration



Line 4: Right is Might - No Fixing

↑ Jupiter: In times of change, the instinct to maintain one's principles. The instinct to maintain one's principles in times of change.

↓ Saturn: Where Jupiter will establish right action in the larger social realm, Saturn's will lead to inner strength and endurance as long as it is not threatened from the outside. The instinct to maintain one's principles as long as one's security is not threatened.

- Line Quality: Fixed on externalizing its single track quality.

Line 4 operates through the externalization of a single focused theme, merging principles and power into a direct expression of control. Its resonance with the first line brings a conservative foundation to its social expression, particularly in the realm of resource management. This line's strength lies in maintaining consistent standards that influence the broader tribal structure.

↑ Exaltation (Jupiter):

In exaltation, Jupiter empowers Line 4 to maintain principles even as circumstances shift. Its single-track focus allows it to translate values into practical power within the tribal sphere. For example, Line 4 might take charge of resource distribution in a community, ensuring fairness and consistency despite external pressures for change. This steadfast approach creates a reliable framework for tribal resource management.

The externalized nature of Line 4 enables it to demonstrate how principled leadership can establish enduring structures. Jupiter enhances its ability to project unwavering standards that others can depend on, creating a foundation where right action aligns with sustainable tribal dynamics. This values-based leadership inspires trust and stability within the group.

↓ Detriment (Saturn):

In detriment, Saturn introduces insecurity that compromises Line 4's principled stance. The externalized focus of the line may waver when faced with threats to its position. For instance, Line 4 might shift from upholding values to prioritizing self-preservation, bending principles to protect its role within the tribal structure. This fear-driven response disrupts its ability to maintain consistent leadership.

Under pressure, the defensive nature of Saturn can distort Line 4's externalization, transforming its focus from principled action to preserving power. This compromise weakens its projection of stable values, resulting in inconsistent standards that negatively impact tribal resource management. The challenge lies in resisting the fear of loss and maintaining its principled foundation even in uncertain circumstances.



Educational Channels

An Educational Channel is created when two or more gates from your Saturn Return Cycle come together. Since these gates are not part of your Foundation Design, the channel takes on an educational quality. This channel may also link two undefined centers in your design, which can further enhance its educational impact. Educational Channels may present themselves as opportunities for **developmental** growth, new **directional** movements, or lessons through your interactions with two or more individuals you encounter.

Channel 1222: Openness	Experiential
-------------------------------	--------------



Activations of Channel 1222: Openness

	P/D	Gate & Line	Fixing	Filter	Saturn 1st Return
Saturn 1st	Personality	22.5	None	Sun	Experiential
Saturn 1st	Design	12.1	None	Earth	Experiential

Channel 1222: Openness

A Design of a Social Being.

The 1222 Channel, known as the Channel of Openness, is part of the Individual Knowing Circuit and carries a deeply mutative energy. It is wired for a life of passion and emotional intensity, with its journey centered on following its feelings. Patience and caution are its superpowers—by waiting before acting or speaking, the channel gains emotional clarity, allowing its unique energy to influence and transform those around it. Its mutative nature means it doesn't just express emotions but introduces new ways of feeling and being into the collective.

This channel is designed to impact others through its highly personal and unique emotional expression, which can range from irresistibly charming to fiercely intense. This manifesting channel requires the 1222 to give others a heads-up before expressing its emotions, helping to avoid triggering resistance. Its focus is not on deep bonding but rather on self-expression and finding opportunities to share its individuality. Its role is to influence and shift the emotional energy of others, often catalyzing transformation through its presence.

The mutative power of the 1222 Channel depends on its absolute honesty with its moods. By honoring its emotional state—whether it's about eating, going out, or taking action—it aligns with its true purpose and unlocks its potential to influence others. This channel's energy is deeply personal and self-focused, but its impact ripples outward, inspiring emotional shifts and change in those it encounters. Its mantra is clear: if it's not in the mood, it waits, ensuring its actions and expressions are authentic and aligned with its individual knowing.

Components

Channel Type: Manifested

Energy Family: Knowing (Individual) - Empowerment

Gate 12: Standstill: The quality of restraint and the importance of meditation and inaction in confronting temptation. Quarter of Civilization.

Gate 22: Grace: A quality in behavior best suited in handling mundane and trivial situations. Quarter of Initiation.



Saturn 1st Return

Conscious Sun - Saturn Cycle: Experiential

During this cycle, the Sun acts as a conditioning force, infusing your experience with radiant energy that illuminates the journey of self-expression. Rather than being your core identity, its influence creates an experience where you interact with the themes of confidence, self-awareness, and creative potential. This energy pulses through your life in this cycle, guiding you to explore how your inner light can be shaped into outer recognition. The Sun's conditioning invites you to navigate the balance between integrating its power and radiating it outward, offering opportunities to experiment with the natural flow of self-expression and discovery.

Through this experiential process, the Sun provides a framework for learning and refinement, revealing how authenticity can emerge as you engage with its influence. It supports your evolution from exploring potential to manifesting presence, allowing you to witness and respond to the dynamic interplay of identity, creativity, and consciousness within the cyclical rhythm of life.

Gate 22: Grace

A quality in behavior best suited in handling mundane and trivial situations.

Gate 22 embodies a powerful emotional presence that transmits feelings to others through shifting moods. This Individual Knowing energy is inherently mutative and transformative, with its emotional spirit possessing the ability to empower and influence those around it. When the emotional wave is high, Gate 22 exudes grace, charm, and an attractive social presence, particularly with strangers. However, during low emotional waves, it becomes less approachable and distinctly antisocial. The left ear, governed by this gate, processes sound based on emotional state, often hearing only what aligns with the current mood. This dynamic can require information to be heard multiple times for full comprehension, though it also provides great depth in processing and understanding. Gate 22 has a remarkable ability to provoke social openness, creating the space for transformative energy to be received when the timing is right. Its attentiveness in social dynamics, particularly its skill in allowing others to speak first or lead, is a key strength that helps its emotional expression land with greater impact.

When operating at its highest potential, Gate 22 carries the ability to access deep emotional awareness and profoundly impact others with its infectious spirit. Its role is essential in creating the social receptivity necessary for new mutations to be introduced and accepted into collective awareness. However, Gate 22 is only social when it is in the mood, as its emotional wave dictates when it is ready to engage with others. Without the presence of Gate 12, verbal expression of these feelings can be more challenging, though Gate 12's influence often surfaces through interactions with others or planetary transits. By honoring its natural emotional flow and knowing when to share its feelings, Gate 22 becomes a transformative force, contributing to the evolution of social dynamics and the spread of new ideas.

Additional Gate Information:

- Incarnation Crosses: Rulership, Grace, Informing
- Incarnation Quarter: Mind (Initiation) - Pisces
- Energy Circuit: Knowing (Individual)
- Amino Acid: Prolin
- Anatomy: Left Ear
- Gene Keys: Dishonor (Proper-Inappropriate) - Graciousness - Grace



Line 5: Directness - No Fixing

The disregard of form when required.

↑ **Jupiter:** The power inherent in higher principles to successfully transgress behavioral codes. The possibility through emotional awareness to behave individualistically in social interaction.

↓ **Mars:** A tendency to create embarrassing situations, and though invariably successful, the often resulting reputation for crudity and impudence. The possibility that Individual behavior in social interaction will generate negative projections from others.

- Line Quality: Projected on as a universalized quality.

The fifth line of Gate 22 expresses a universal truth about emotional authenticity: the power and necessity of honoring its moods as the foundation of true grace. This line's gift lies in knowing when to transcend social forms in service of emotional truth, demonstrating that authenticity creates deeper and more meaningful connections.

↑ Exaltation (Jupiter):

Jupiter's influence empowers the line to transcend conventional social codes when its emotional awareness calls for it. For example, the line may withdraw from a formal social setting if it feels emotionally misaligned, prioritizing authenticity over conformity. This act of honoring its moods demonstrates that true grace emerges from emotional truth rather than forced social rituals.

The expansive nature of Jupiter allows the line to act on its emotional truth with courage and conviction, teaching others that individual authenticity fosters genuine connection. By following its moods—whether engaging or withdrawing—the line exemplifies a higher social wisdom that transcends rigid behavioral norms.

↓ Detriment (Mars):

Mars's detriment can lead to situations where the line's direct expression of emotional truth causes social discomfort or misunderstanding. For instance, its boldness in breaking social conventions may provoke surface-level projections of crudeness or impudence from others who fail to grasp the deeper principle at work.

This influence challenges the line to accept that honoring its emotional integrity may sometimes result in a reputation for being unpredictable or socially disruptive. However, its fifth line universal nature ensures that, over time, others come to understand the higher principle behind its actions—demonstrating that emotional authenticity is worth the temporary discomfort it may create.



Unconscious Earth - Saturn Cycle: Experiential

During this cycle, the Unconscious Earth anchors the physical form, shaping the foundation of the body's stability and instinctual grounding. Acting as a steadying force, it supports the natural rhythms of balance, rootedness, and embodied intelligence. The Earth's energy pulses through the cycle, guiding the form to unconsciously align with its innate patterns of stability and adapt to its environment with resilience.

Through this experiential process, the Unconscious Earth offers the form opportunities to deepen its connection to balance and grounded presence. It supports the body's evolution from reactive patterns to embodied harmony, revealing the natural intelligence of the form's ability to stabilize and thrive. This cycle highlights the interplay between grounding and adaptability, allowing the form to unconsciously move in alignment with the rhythms of life and its physical foundation.

Gate 12: Standstill

The quality of restraint and the importance of meditation and inaction in confronting temptation.

Gate 12 embodies the power of transformative self-expression and manifestation, serving as a vital outlet for individual knowing. This gate carries the ability to articulate with profound emotional depth and to act decisively when the timing and mood are right. It is not merely about communication but also about turning insight into impactful action. Gate 12 has a natural sense of caution, understanding that not every audience or situation is ready for its potentially transformative message or actions. However, when it finds the correct moment and audience, its ability to express and manifest ensures clarity, resonance, and meaningful change. This unique combination of articulate expression and decisive action contributes to collective growth, enabling the dissemination of transformative energy that can inspire mutation and evolution in society.

Gate 12 is deeply attuned to emotional states and recognizes the importance of timing in both speech and action. Without the right mood, it may feel blocked or hesitant to express or act, but patience often leads to more authentic and impactful outcomes. Its awareness of when to speak, when to act, and when to remain silent makes its presence particularly powerful, as silence can hold as much transformative potential as words or deeds. Gate 12's ability to unite emotional depth, meaningful communication, and action makes it a valuable asset in a complex world. By transforming individual insights into reality through its voice and actions, Gate 12 plays a crucial role in guiding societal evolution and inspiring others to embrace both authentic expression and purposeful manifestation.

Additional Gate Information:

- Incarnation Crosses: Eden, Articulation, Education
- Incarnation Quarter: Form (Civilization) - Gemini
- Energy Circuit: Knowing (Individual)
- Amino Acid: None (Terminator Codon)
- Anatomy: Thyroid
- Gene Keys: Vanity (Elitist-Malicious) - Discrimination - Purity



Line 1: The Monk - No Fixing

Withdrawal that can only be maintained with communal support.

↑ **Venus:** The beauty and harmony possible beyond the reach of temptation. The expression of social withdrawal and its value when supported by others.

↓ **Jupiter:** Simon the Stylite, total and often absurd withdrawal. The absurd expression of social caution and withdrawal from emotional contact.

- Line Quality: Introspective and investigating.

This line establishes the foundational pattern of contemplative withdrawal necessary for transformative articulation. Its investigative nature requires periods of supported isolation to process and integrate potential mutations. As a first line, it possesses an intrinsic understanding that meaningful expression emerges only through periods of conscious retreat and communal understanding.

↑ Exaltation (Venus):

Through Venus's exaltation, this line discovers profound beauty in moments of withdrawal from social pressure. Like a monk who finds peace in their meditation cell while remaining connected to their monastery community, its investigative nature thrives in supported solitude, creating a harmonious foundation for eventual expression.

This line's contemplative nature flourishes when the community honors its need for retreat. The beauty emerges when others understand and protect its need for sacred space, transforming periods of isolation into vessels for crystallized knowing.

↓ Detriment (Jupiter):

Under Jupiter's detriment, this line's natural need for withdrawal becomes extreme and potentially absurd. Like Simon Stylite who lived atop a pillar for 37 years, refusing to come down, it might distort healthy investigation into rigid isolation, preventing the very support necessary for growth.

The pressure to explain becomes overwhelming, leading to potential muteness or communication blocks. Fear of premature expression can paralyze the ability to articulate at all, particularly impacting those with undefined Throats.



Introduction to Environmental Gates

Environmental Gates in your Saturn Return represent additional characteristics that manifest in the people or specific individuals around you. Think of these characteristics as the backdrop of the scene in the movie of your Saturn Return. These "characters" bring color and depth to the environment stipulated by the Saturn Return Nodes and are certainly worth noticing; however, because they are designated as environmental activations, you are not intended to interact with these forces.

While your Shadow Mind may be tempted to engage with them, your inner authority will not—it inherently understands that these environmental themes are not meant for you to focus on or waste energy interacting with. These Environmental Gates and Lines are further influenced by the planet imprinting them. For example, Mercury may represent a background character attempting to communicate the essence of the gate and line it brings. You may observe this, but your authority will remain detached. Be aware, your Shadow Mind is influenced by everything!



Head Center

P/D	Gate & Line	Fixing	Filter	Saturn 1st Return
Personality	63.2	None	Mercury	Environmental
Design	63.2	None	North Node	Environmental

Conscious Mercury - Saturn Cycle: Environmental

During this cycle, you may notice someone who brings a clear and active energy to the gate and line imprinted by Mercury in your chart. This person embodies Mercury’s energy of communication and intellectual curiosity, naturally influencing the environment with ideas, conversations, and mental clarity. Through their words and insights, they bring conscious attention to the themes and experiences associated with this gate and line.

However, this activation does not create a channel in your design, so your Inner Authority is unlikely to pay direct attention to this energy. Instead, their presence serves as a background influence within the environment, subtly inspiring you to explore new perspectives, refine how you express yourself, and engage with the mental themes tied to this part of your chart.

Gate 63: After Completion

After Completion: In the spiral of life, all ends are beginnings.

Gate 63 embodies the energy of doubt and questioning within the Logical Understanding family, scrutinizing collective patterns through a natural sense of suspicion. Its gift lies in formulating transformative questions that await the answers provided by Gate 4. This gate’s power serves the process of scientific inquiry, though it requires caution when applied on a personal level. Its effectiveness emerges not from seeking answers but from engaging in the process of questioning itself. The strength of Gate 63 catalyzes transformation by forming precise inquiries, driving the expansion of knowledge boundaries toward a more secure understanding of the future. Its nature challenges it to balance skepticism without succumbing to overwhelming doubt, ensuring its questioning remains constructive rather than destructive.

The power of Gate 63 manifests as a catalyst for logical exploration, advancing collective awareness rather than seeking personal certainty. Its effectiveness depends on distinguishing between doubts that serve the collective and those that unnecessarily burden the individual. By using doubt constructively, this gate facilitates the establishment of reliable patterns through careful and deliberate questioning. Its purpose is to guide the collective journey through conscious and thoughtful inquiry rather than reflexive or unfocused skepticism. The impact of Gate 63 lies in its ability to question with precision, serving as a tool for progress and understanding within the larger framework of logical exploration.

Additional Gate Information:

- Incarnation Crosses: Consciousness, Doubts, Dominion
- Incarnation Quarter: Mind (Initiation) - Pisces
- Energy Circuit: Logical
- Amino Acid: Prolin
- Anatomy: Pineal Gland
- Gene Keys: Doubt (Self-doubt/Suspicion) - Inquiry - Truth



Line 2: Structuring - No Fixing

↑ Jupiter: The establishing of a large framework through which achievement can be expanded and shared; compensating others for their contributions while maintaining control of direction. The pressure to share one's doubts with others while still maintaining control.

↓ Uranus: Instability in achievement that when in positions of authority leads to arrogance and the desire to keep others away from the center of power. Doubts in achievement that can lead to suspicion of others.

- Line Quality: Projection inwards. No subjective ability to see in. The natural. Line 2 in Gate 63 naturally projects its doubts and suspicions outward without conscious effort. Its questioning nature creates a framework that draws others into its investigative process, even though it may lack subjective awareness of how its doubts emerge.

↑ Exaltation (Jupiter):

With Jupiter exalted, Line 2 has a natural talent for creating broad frameworks that invite collective exploration of its doubts. For example, it instinctively shares its questions in a way that inspires others to contribute to the search for answers while maintaining ownership of the original inquiry. This collaborative yet focused approach ensures the process remains productive and cohesive.

Jupiter's expansive energy allows Line 2 to build collaborative structures around its questioning process. By recognizing that powerful questions are intellectual assets, it effectively delegates investigations while preserving its position as the original questioner. This ability to balance collective engagement and personal authorship helps resolve doubts in meaningful ways.

↓ Detriment (Uranus):

With Uranus in detriment, Line 2 may struggle with instability in handling its role as the authority behind powerful questions. For instance, it might become possessive of its doubts, fearing that others could claim ownership of the questioning process it initiated. This creates tension that can hinder productive collaboration.

Uranus's influence can also manifest as arrogance about Line 2's capacity to formulate important questions. When its doubts lead to particularly insightful inquiries, it may resist properly crediting those who contribute to developing answers, destabilizing the collective investigation process. This possessiveness ultimately undermines the greater purpose of its questioning.



Unconscious North Node - Saturn Cycle: Environment Direction

The Design South Node represents your form's unconscious resonance with environmental alignment during this cycle. This directional force subtly guides your body toward environments shaped by the gate and line it imprints, creating a physical backdrop that supports the cycle's natural flow. Its energy unconsciously aligns your form with the presence of people or characteristics within these spaces that resonate with this phase of the journey.

Because this activation does not create a channel in your design, your Inner Authority is unlikely to directly engage with this energy. Instead, the South Node's influence operates silently in the background, allowing your form to unconsciously adapt to and resonate with the qualities or individuals present in these environments. These elements serve as an essential but passive foundation, supporting the unfolding of the cycle in subtle and natural ways.

Gate 63: After Completion

After Completion: In the spiral of life, all ends are beginnings.

Gate 63 embodies the energy of doubt and questioning within the Logical Understanding family, scrutinizing collective patterns through a natural sense of suspicion. Its gift lies in formulating transformative questions that await the answers provided by Gate 4. This gate's power serves the process of scientific inquiry, though it requires caution when applied on a personal level. Its effectiveness emerges not from seeking answers but from engaging in the process of questioning itself. The strength of Gate 63 catalyzes transformation by forming precise inquiries, driving the expansion of knowledge boundaries toward a more secure understanding of the future. Its nature challenges it to balance skepticism without succumbing to overwhelming doubt, ensuring its questioning remains constructive rather than destructive.

The power of Gate 63 manifests as a catalyst for logical exploration, advancing collective awareness rather than seeking personal certainty. Its effectiveness depends on distinguishing between doubts that serve the collective and those that unnecessarily burden the individual. By using doubt constructively, this gate facilitates the establishment of reliable patterns through careful and deliberate questioning. Its purpose is to guide the collective journey through conscious and thoughtful inquiry rather than reflexive or unfocused skepticism. The impact of Gate 63 lies in its ability to question with precision, serving as a tool for progress and understanding within the larger framework of logical exploration.

Additional Gate Information:

- Incarnation Crosses: Consciousness, Doubts, Dominion
- Incarnation Quarter: Mind (Initiation) - Pisces
- Energy Circuit: Logical
- Amino Acid: Prolin
- Anatomy: Pineal Gland
- Gene Keys: Doubt (Self-doubt/Suspicion) - Inquiry - Truth



Line 2: Structuring - No Fixing

↑ Jupiter: The establishing of a large framework through which achievement can be expanded and shared; compensating others for their contributions while maintaining control of direction. The pressure to share one's doubts with others while still maintaining control.

↓ Uranus: Instability in achievement that when in positions of authority leads to arrogance and the desire to keep others away from the center of power. Doubts in achievement that can lead to suspicion of others.

- Line Quality: Projection inwards. No subjective ability to see in. The natural. Line 2 in Gate 63 naturally projects its doubts and suspicions outward without conscious effort. Its questioning nature creates a framework that draws others into its investigative process, even though it may lack subjective awareness of how its doubts emerge.

↑ Exaltation (Jupiter):

With Jupiter exalted, Line 2 has a natural talent for creating broad frameworks that invite collective exploration of its doubts. For example, it instinctively shares its questions in a way that inspires others to contribute to the search for answers while maintaining ownership of the original inquiry. This collaborative yet focused approach ensures the process remains productive and cohesive.

Jupiter's expansive energy allows Line 2 to build collaborative structures around its questioning process. By recognizing that powerful questions are intellectual assets, it effectively delegates investigations while preserving its position as the original questioner. This ability to balance collective engagement and personal authorship helps resolve doubts in meaningful ways.

↓ Detriment (Uranus):

With Uranus in detriment, Line 2 may struggle with instability in handling its role as the authority behind powerful questions. For instance, it might become possessive of its doubts, fearing that others could claim ownership of the questioning process it initiated. This creates tension that can hinder productive collaboration.

Uranus's influence can also manifest as arrogance about Line 2's capacity to formulate important questions. When its doubts lead to particularly insightful inquiries, it may resist properly crediting those who contribute to developing answers, destabilizing the collective investigation process. This possessiveness ultimately undermines the greater purpose of its questioning.



Ajna Center

P/D	Gate & Line	Fixing	Filter	Saturn 1st Return
-----	-------------	--------	--------	-------------------

You have no Environmental planet imprints in this center.



The Not-Self: Your Undefined Centers

All of your undefined Foundation Centers are conditioned in this cycle.



Conclusion

So, there you have it! Your Saturn Return Cycle explained in great detail. It's truly exciting to see everything mapped out and to know how these themes will unfold during this period of your life.

Throughout this report, you've been reminded that just because a theme is imprinted by the Saturn Return program, it doesn't mean you are obligated to engage with it. Your Inner Authority exists for a reason—it is there to guide you in choosing what is correct for you to interact with.

If you continue to rely on your mind for decisions, then it becomes "fait accompli." The mind will see everything as important and insist on engaging with it all. This is precisely what the conditioning program desires: for you to follow the mind so it can control your decisions. When this happens, you risk being herded along, living a life that isn't truly yours—just like so many others.

We wish you a wonderful Saturn Return and hope you find the strength and purpose to embody who you truly are. May this year be a profound journey of alignment and self-discovery!

Foundation Talking Chart



Foundation Report





GENETIC MATRIX

WWW.GENETICMATRIX.COM



GENETICMATRIX



GENETIC_MATRIX

Industry-leading Human Design & Astro HID software since 2008.

Specialising in Human Design Talking Charts & Reports.

Access over 500 chart views at Pro level.