


HUMAN DESIGN MARS RETURN REPORT





CONTENTS

Your Human Design Mars Return	4
Your Mars Return Chart	6
Summary of Mars Return Activations & Themes	8
Introduction - The Cycle Cross	9
Cycle Cross: The Right Angle Cross of Tension 4	9
Cycle Profile Introduction	13
Cycle Profile Theme - 2/4 Profile	13
Introduction - Your Mars Return Nodal Environments	14
Conscious Nodal Environment: SN Gate 40 / NN Gate 37	14
Conscious Nodal Line Theme: Sixth Line Mars Nodes	16
Unconscious Nodal Environment: SN Gate 47 / NN Gate 22	17
Unconscious Nodal Line Theme: Second Line Mars Nodes	19
Overview of Chiron Return Center Themes	21
Mars cycle Theme: Root Center Impacted	21
Mars Cycle Center Themes: Defined Root Center	22
Overview of the Mars Return Channel Themes	25
Personal Channels	28
Activations of Channel 1057: Perfected Form	29
Activations of Channel 3955: Emoting	34
Activations of Channel 1222: Openness	39
Activations of Channel 0108: Inspiration	46
Activations of Channel 1034: Exploration	51
Activations of Channel 1648: The Wavelength	56



CONTENTS

Activations of Channel 1020: Awakening	64
Educational Channels	71
Introduction to Environmental Gates	73
Environmental Gates by: Head Center	74
Environmental Gates by: Ajna Center	75
Environmental Gates by: Throat Center	79
Environmental Gates by: G Center	83
Environmental Gates by: Heart Center	87
Environmental Gates by: Splenic Center	89
Environmental Gates by: Sacral Center	92
Environmental Gates by: Solar Plexus Center	93
Environmental Gates by: Root Center	99
The Not-Self: Your Undefined Centers	107
Conclusion	108



Your Human Design Mars Return

The Mars Return in Human Design marks a significant transitional period that occurs approximately every two years, representing a cycle of renewed energy, drive, and action. This return highlights how you assert your will, pursue your goals, and engage with challenges. It provides an opportunity to recalibrate your energy and align your actions with your authentic design.

Mars governs themes of ambition, drive, and conflict resolution, and during this return, its energy can influence how gates and channels express in your Human Design chart. It may highlight where you are misaligned in your use of energy or where you can step into greater empowerment. Many experience this as a time of re-evaluating their direction, refining their approach to challenges, and reconnecting with their inner fire.

Rather than viewing the Mars Return as a moment of pressure or conflict, it can be embraced as a time of recalibration—a chance to align your energy and actions with purpose and intentionality.

Key Themes of the Mars Return

To navigate the Mars Return effectively, key themes to explore include:

- Re-assessing how you use your energy and drive to pursue your goals
- Recognizing areas where you might be overextending or underutilizing your energy
- Exploring new strategies for handling challenges and conflict
- Aligning your actions with your Strategy and Inner Authority

The Mars Return invites you to refine how you engage with the world and ensure your energy is being directed in ways that are sustainable and aligned with your design. It is not about forcing change but about understanding how to work with the dynamic energy of Mars in a way that empowers you.

Mars in Your Human Design Chart

In Human Design, Mars represents both youthful energy and potential immaturity in how you approach challenges and opportunities. With each return, you are given the chance to mature in how you express this energy, moving from reactive patterns to intentional, aligned action. The energy of the Mars Return doesn't change your design but presents new circumstances to navigate using your Strategy and Inner Authority.

This means:

- **Your Type's Strategy** remains your guide for engaging with the energy of this cycle.
- **Your Inner Authority** continues to serve as your compass for decision-making and alignment.
- The Mars Return brings new "weather" conditions, but your consistent design remains your foundation.

By staying true to your Strategy and Inner Authority, you can harness the energy of the Mars Return to take aligned action and achieve greater clarity in your pursuits.

Embracing the Gift of Your Mars Return

The Mars Return is a powerful opportunity to realign with your energy and purpose. It invites you to examine how you assert yourself, handle challenges, and pursue your passions. By honoring your unique design and staying rooted in your Strategy and Inner Authority, you can navigate this cycle with confidence and clarity, transforming Mars' fiery energy into a source of empowerment.



and growth.

This is your chance to refine how you engage with the world and step into greater alignment with your true self. Use this period to embrace your energy, recalibrate your focus, and take purposeful action.

The Nature of Cycles

Astrological cycles don't "end" in an absolute sense. When one cycle transitions into another, the earlier cycle shifts into the background while its effects and lessons continue to influence you.

For example:

1st Saturn Return (Around Age 29-30):

- The 1st Saturn Return marks a major turning point, signalling the end of the first Saturn cycle and the beginning of a new phase of maturity.
- After this, Saturn's influence doesn't disappear—it integrates into your life. It becomes part of your foundation and continues to work in the background as you build on the lessons learned during the first cycle.
- However, its *active* influence fades as other cycles (e.g., Uranus Opposition, Chiron Return) take precedence.

2nd Saturn Return (Around Age 58-60):

- The 2nd Saturn Return brings Saturn to the foreground again, revisiting the themes of responsibility, discipline, and life structure.
- While the 2nd Saturn Return is a distinct phase, it builds on the lessons of the 1st Saturn cycle, which has been simmering in the background for decades.
- After the 2nd Saturn Return, Saturn's influence again recedes into the background but continues to shape long-term patterns.

What About Other Cycles, Like Uranus, Chiron, Lunar, Mars, Venus?

The same principle applies:

- **Uranus:** Uranus Opposition (around age 40-42) doesn't mean Uranus disappears after that point. Its themes of freedom and individuality remain, but they shift into the background as other cycles (like Chiron) take precedence. Uranus comes to full completion at the Uranus Return (around age 84).
- **Chiron:** Chiron's influence begins to peak at the Chiron Return (around age 50) and continues in the foreground for many years, but it doesn't "end" until well into old age—for those who live long enough.

Interlocking Cycles

So, cycles don't "end" in an absolute sense—they overlap and interlock:

- Earlier cycles (like the 1st Saturn cycle) become part of the thematic foundation of your life.
- Subsequent cycles (like Uranus and Chiron) take the foreground, but Saturn's influence remains present in the background.
- These cycles are cumulative and layered—each one builds on the last, creating a lifelong interplay of energies.

Final Thought:

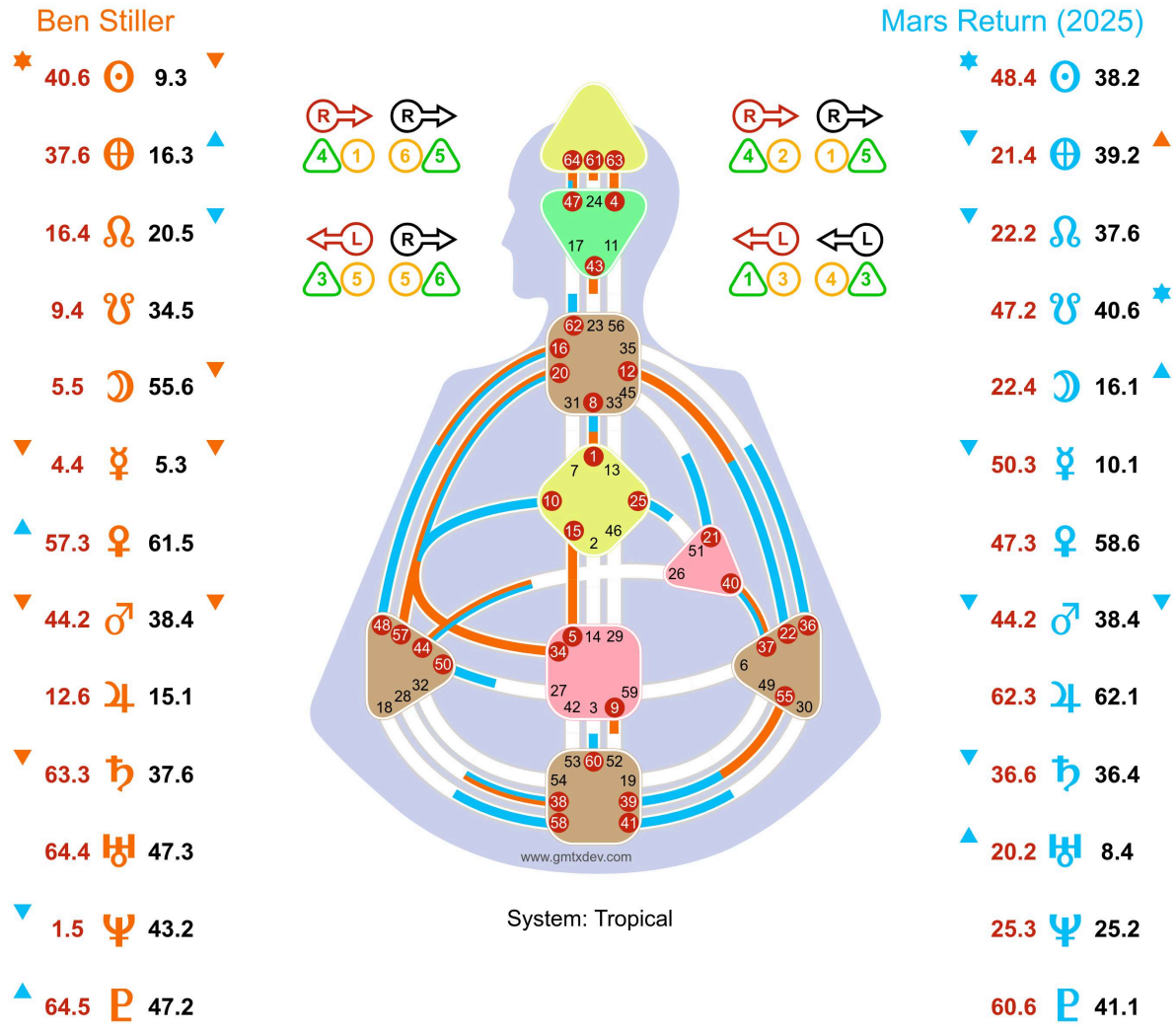
Think of these cycles like a symphony:

- Saturn might play the dominant melody early on, but as Uranus, Chiron, and other planetary cycles join in, Saturn's melody fades into the background. It's still there, harmonizing with the other instruments, but it's no longer the dominant sound.



Your Mars Return

Birth Details: Ben Stiller, 30/11/1965, 17:35:00, New York, United States
Mars Return: 31/12/2025, 23:50:44



WELCOME

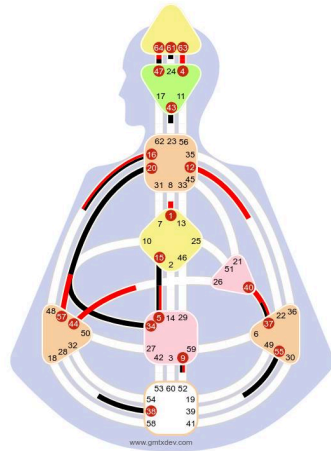
Ben, the chart displayed is your Quantum Mars Return. In the left-hand column below your name are the unconscious (Design) and conscious (Personality) Gates, Lines, and Planets. To the right are the Mars Return details. Your Foundation Chart details appear to the right of this welcome message, serving as a reminder to always follow your Inner Authority and Strategy.

FOUNDATION CHART

Type	Manifesting Generator
Profile	3/6 - Martyr / Role Model
Strategy	Respond with emotional clarity
Authority	Solar Plexus



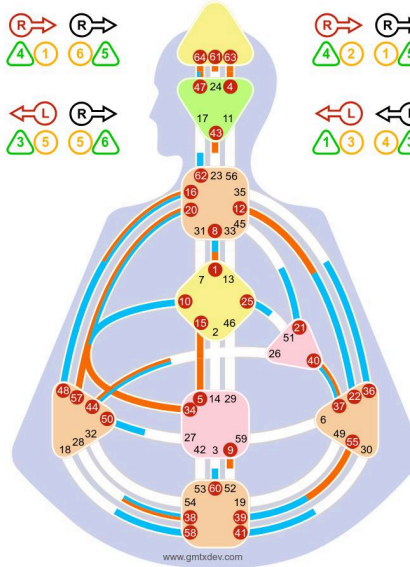
PRINT THIS PAGE



- Ben Stiller**
- ★ 40.6 ☉ 9.3 ▼
 - 37.6 ⊕ 16.3 ▲
 - 16.4 ♀ 20.5 ▼
 - 9.4 ♀ 34.5
 - 5.5 ☾ 55.6 ▼
 - ▼ 4.4 ♀ 5.3 ▼
 - ▲ 57.3 ♀ 61.5
 - ▼ 44.2 ♂ 38.4 ▼
 - 12.6 ♃ 15.1
 - ▼ 63.3 ♃ 37.6
 - 64.4 ♂ 47.3
 - ▼ 1.5 ♀ 43.2
 - ▲ 64.5 ♀ 47.2

Definition:
Split - Small (17,23)

- Personal Channels**
- Perfected Form (10-57)
 - Emoting (39-55)
 - Openness (12-22)
 - Inspiration (1-8)
 - Exploration (10-34)
 - The Wavelength (16-48)
 - Awakening (10-20)



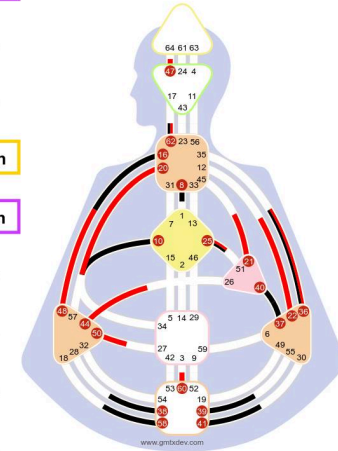
System: Tropical

Connection Channels

Educational Channels

- Mars Return (2025)**
- Pe-Exp ★ 48.4 ☉ 38.2 Pe-Exp
 - Pe-Exp ▼ 21.4 ⊕ 39.2 ▲ Pe-Exp
 - Pe-Dir ▼ 22.2 ♀ 37.6 Env
 - Env 47.2 ♀ 40.6 ★ Env
 - Pe-Pn 22.4 ☾ 16.1 ▲ Ed-Pn
 - Env ▼ 50.3 ♀ 10.1 Pe-Pn
 - Env 47.3 ♀ 58.6 Env
 - Env ▼ 44.2 ♂ 38.4 ▼ Env
 - Env 62.3 ♃ 62.1 Env
 - Env ▼ 36.6 ♃ 36.4 Env
 - Ed-Dev ▲ 20.2 ♂ 8.4 Pe-Dev
 - Env 25.3 ♀ 25.2 Env
 - Env 60.6 ♀ 41.1 Env

- Birth Channels**
- Charisma (20-34)
 - Power (34-57)
 - The Brain Wave (20-57)
 - Logic (4-63)
 - Rhythm (5-15)
 - Abstraction (47-64)
 - Community (37-40)



Predictor Keys

Ed-Dev	Educational Developmental
Ed-Dir	Educational Directional
Ed-Pn	Educational Person
Env	Environmental
Pe-Dev	Personal Developmental
Pe-Dir	Personal Directional
Pe-Pn	Personal Person
Pe-Exp	Personal Experimental



Summary of Mars Return Activations & Themes

Planets		Gate	Line	Theme
Sun: Radiance	P	38 - Opposition	2 - Politeness	Environmental
	D	48 - The Well	4 - Restructuring	Environmental
Earth: Grounding	P	39 - Obstruction	2 - Confrontation	Experiential
	D	21 - Biting Through	4 - Strategy	Experiential
Moon: Focus	P	16 - Enthusiasm	1 - Delusion	Person
	D	22 - Grace	4 - Sensitivity	Person
True Node: Future Direction	P	37 - The Family	6 - Purpose	Environmental
	D	22 - Grace	2 - Charm School	Environmental
Mean Node: Past Direction	P	40 - Deliverance	6 - Decapitation	Environmental
	D	47 - Oppression	2 - Ambition	Environmental
Mercury: Communication	P	10 - Treading	1 - Modesty	Person
	D	50 - The Cauldron	3 - Adaptability	Person
Venus: Values	P	58 - The Joyous	6 - Carried away	Environmental
	D	47 - Oppression	3 - Self-Oppression	Environmental
Mars: Maturing Energy	P	38 - Opposition	4 - Investigation	Environmental
	D	44 - Coming To Meet	2 - Management	Environmental
Jupiter: Law and Protection	P	62 - Preponderance Of The Small	1 - Routine	Environmental
	D	62 - Preponderance Of The Small	3 - Discovery	Environmental
Saturn: Rules and Discipline	P	36 - The Darkening Of The Light	4 - Espionage	Environmental
	D	36 - The Darkening Of The Light	6 - Justice	Environmental
Uranus: Unusualness	P	8 - Holding Together	4 - Respect	Developmental
	D	20 - Contemplation	2 - The Dogmatist	Developmental
Neptune: Distraction	P	25 - Innocence	2 - The Existentialist	Environmental
	D	25 - Innocence	3 - Sensibility	Environmental
Pluto: Truth	P	41 - Decrease	1 - Reasonableness	Environmental
	D	60 - Limitation	6 - Rigidity	Environmental
P = Personality. This is classified as the conscious side.				
D = Design. This is classified as the unconscious side.				

PRINT THIS PAGE

Recommended: You can print the previous page together with this page as a reference while reading this report.



Introduction - The Cycle Cross

Your Cycle Incarnation Cross represents the themes you are here to learn and understand during this period. It highlights the energies influencing your experiences and serves as a blueprint to deepen the impact of your Foundation Incarnation Cross throughout this cycle.

By exploring your Cycle Cross—determined by the positions of the cycle’s conscious and unconscious Sun and Earth—you can uncover the themes and patterns shaping your journey during this time. This understanding provides valuable insights into the core energies, potential challenges, and the lessons you are here to embody in this cycle.

Recognizing and embodying your Cycle Cross can help you identify the obstacles you may encounter, the strengths you can leverage, and how these energies interact with your Foundation Incarnation Cross. This awareness empowers you to navigate life with greater clarity and purpose, aligning your actions with the themes and growth opportunities unique to this cycle.

Cycle Cross: The Right Angle Cross of Tension 4

The Right Angle Cross of Tension 4 reflects a dynamic cycle of opposition, provocation, depth, and control. This cross conditions an ability to persevere through challenges, provoke transformation, uncover profound insights, and exercise willpower and leadership. This combination of energies creates a cycle purpose rooted in resilience, transformative action, deep understanding, and effective influence.

This cycle weaves together the energies of perseverance, provocation, insight, and control into a cohesive rhythm of growth and transformation. By embodying the energies of this cross, it becomes possible to challenge and inspire others to push beyond their perceived limits, catalyzing personal and collective growth through productive tension.

Geometry: Right Angle

Having a Right Angle Incarnation Cross in this cycle means your journey is deeply personal, emphasizing self-exploration and individual experiences. The theme of this cycle revolves around personal growth and self-discovery, guiding you toward a deeper understanding of yourself. This path encourages you to explore your unique talents, desires, and challenges, helping you cultivate a strong sense of identity and purpose.

By focusing on internal growth, you shape your understanding of the world and your place within it, fostering a profound connection with your true self. While your journey centers on personal fulfillment, it naturally influences others. As you pursue your unique path, your authenticity and determination become a source of inspiration to those around you.

By staying true to your path, you embody the power of living in alignment with your true nature. This authenticity not only strengthens your personal journey but also inspires others to embark on their own paths of self-discovery. In this way, your personal growth becomes a catalyst for positive change in the lives you touch during this cycle.

Interactions with Your Foundation Cross

If your Foundation Cross is Left Angle (and thus transpersonal): This cycle deepens your understanding of transpersonal themes, offering opportunities to refine and expand your role within the collective.

If your Foundation Cross is Right Angle (and thus personal destiny): This cycle opens you to new transpersonal possibilities, encouraging you to explore how your personal journey intersects with



the collective experience.

If your Foundation Cross is Juxtaposed (and thus fixed fate): This cycle introduces you to the essence of transpersonal geometry, allowing you to experience a broader connection to the collective for the duration of this cycle.

Quarter: Mutation (Theme of Transformation)

In the Quarter of Mutation, this cycle centers on transformation and change, inviting you to embrace innovation and evolution. During this phase, you are guided to push boundaries, explore new possibilities, and redefine both yourself and your surroundings. It is a time of adaptation and growth, where you harness the power of change as a positive and transformative force.

Your journey through this cycle involves navigating transitions with courage and creativity. By embracing the opportunities that arise through change, you align with the purpose of this quarter: to inspire progress and renewal, both within yourself and in those around you. Your ability to adapt and innovate becomes a source of guidance for others, encouraging them to face their own changes and challenges with confidence.

As you remain open to new experiences and ideas, you fulfill the theme of this cycle by contributing to the ongoing evolution of your community and environment. Your path is one of dynamic transformation, where obstacles become opportunities, and growth becomes your legacy. Through your commitment to change and innovation, you thrive as a catalyst for progress, leaving a lasting impact on the world around you.

Cycle Conscious Sun in Gate 38: (The Gate of Opposition - Perseverance and Struggle)

The Conscious Sun in Gate 38 represents the energy of opposition and struggle. This placement conditions an ability to face and overcome obstacles with tenacity and perseverance. Gate 38 connects to the potential for standing firm in the face of resistance and catalyzing growth through persistence.

This energy supports a focus on creating productive tension that challenges others to develop resilience and overcome their own limitations. As the conscious starting point of this cross, Gate 38 highlights the importance of perseverance in driving transformation and personal growth.

Key Question: Is opposition being used constructively to foster growth and resilience, or is it creating unnecessary conflict and resistance?

Cycle Conscious Earth in Gate 39: (The Gate of Provocation - Initiating Change and Breaking Through Obstacles)

The Conscious Earth in Gate 39 grounds the energy of opposition in the realm of provocation and transformation. This placement conditions an ability to challenge the status quo and initiate necessary change. Gate 39 connects to the potential for creating tension that encourages others to confront and overcome their limitations.

This energy provides the stability needed to balance perseverance with provocative action, ensuring that opposition leads to meaningful transformation. As the Earth point in the conscious aspect, Gate 39 anchors oppositional energy in the strength to provoke change and inspire growth.

Key Question: Is provocation being used effectively to inspire transformation, or is it unnecessarily stirring discomfort or resistance?

Cycle Unconscious Sun in Gate 48: (The Gate of Depth - Profound Insight and Understanding)

The Unconscious Sun in Gate 48 reflects the energy of depth and insight. This placement



conditions an ability to perceive underlying patterns and structures, offering profound understanding in complex situations. Gate 48 connects to the potential for uncovering deeper truths and challenging others to seek greater wisdom.

This energy supports a natural inclination for deep thinking and insightful problem-solving, even if this capacity operates unconsciously. As an unconscious aspect of this cross, Gate 48 works in the background to condition a drive for depth and transformative understanding.

Key Question: Is depth being used to uncover profound insights and foster wisdom, or is it creating unnecessary complexity or hesitation?

Cycle Unconscious Earth in Gate 21: (The Gate of Control - Leadership and Willpower)

The Unconscious Earth in Gate 21 anchors the energy of depth in the realm of control and leadership. This placement conditions an ability to channel deep insights into effective resource management and influence. Gate 21 connects to the potential for balancing understanding with action and exerting control in a productive manner.

This energy grounds the capacity for depth in a foundation of willpower and leadership, ensuring that insights are expressed through deliberate and effective action. As the Earth point in the unconscious aspect, Gate 21 highlights the importance of control and influence in fostering growth and transformation.

Key Question: Is control being used to guide and manage effectively, or is it creating rigidity or resistance to collaboration?

Cycle Integration of the Cross

The energy of the Right Angle Cross of Tension 4 integrates opposition, provocation, depth, and control into a cohesive process of perseverance, transformative action, profound insight, and effective leadership. Gate 38 conditions an awareness of overcoming obstacles with tenacity, while Gate 39 brings the ability to provoke necessary change. Gate 48 conditions a capacity for uncovering deeper truths, and Gate 21 grounds these insights in willpower and productive leadership.

This cycle positions an individual as a transformative force, capable of inspiring growth and resilience in others through productive tension. By integrating these energies, opportunities arise to challenge limitations, catalyze breakthroughs, and foster personal and collective evolution.

The Power of Tension and Transformation

The Right Angle Cross of Tension 4 weaves together the energies of opposition (Gate 38), provocation (Gate 39), depth (Gate 48), and control (Gate 21) into a dynamic cycle of growth and transformation. Together, these energies condition an ability to persevere through challenges, provoke meaningful change, uncover profound insights, and exercise effective leadership.

For example, Gate 38 brings the capacity to stand firm and persist in the face of resistance, while Gate 39 ensures that this resilience is balanced with provocative action that inspires transformation. Gate 48 conditions the ability to uncover deeper truths and challenge superficial understanding, while Gate 21 grounds this depth in the ability to lead and exert influence in practical ways.

This process positions an individual as a catalyst for transformation, capable of integrating perseverance, provocation, insight, and control into a powerful cycle of personal and collective growth.

Key Challenge: Balancing opposition and provocation is a key challenge of the Right Angle Cross



of Tension 4. While this cross conditions the drive to challenge resistance and provoke change, it is essential to ensure that these actions are guided by wisdom and purpose, rather than creating unnecessary conflict or discomfort. Similarly, the ability to uncover depth and exert control must be balanced with flexibility and collaboration to avoid rigidity or overcomplication.

Additionally, this cross conditions the capacity to catalyze meaningful growth by embracing both tension and transformation. Trusting the conditioned energies of opposition, provocation, depth, and control allows navigation of the complexities of this cross with authenticity and wisdom. Honoring this role as a transformative force creates the potential to inspire others to push beyond their perceived limits and foster resilience and growth within themselves.



Cycle Profile Introduction

The cycle profile is determined by the Sun and Earth positions of your Mars Return. This profile establishes the foundation for the cycle's incarnation cross, representing the themes you are designed to embody and explore during this transformative period.

It's important to note that this cycle profile does not replace your foundational profile. Instead, it introduces an experiential layer of themes that your core profile is designed to engage with, learn from, and evolve through during the Mars Return. This is a time of deep growth and alignment, as you integrate these new themes into your journey.

Cycle Profile Theme - 2/4 Profile

In this cycle, you are designed to embody and learn about the 2/4 Profile, blending the reclusive nature of the Hermit with the social ease of the Opportunist. The 2nd Line reflects a need for solitude, where you will naturally uncover and develop your inherent talents. These abilities can often be so natural that you may not fully recognize their value. However, the world around you will notice and call you out, inviting you to share your gifts.

The 4th Line, on the other hand, represents a natural ability to build and nurture relationships. It is gifted at creating trust and forming connections, and through these bonds, opportunities often flow into your life. While the 2nd Line draws you inward, the 4th Line pulls you outward, creating a push-and-pull dynamic in this cycle theme. This may sometimes feel like a tension between wanting to retreat into your own space and being drawn into the world by others.

This cycle challenges you to learn about and balance these two aspects of this profile theme. Honoring a need for solitude is essential for the 2nd Line to develop its gifts but so is responding to the call of others who recognize and value your abilities. Your relationships and network serve as a bridge, creating opportunities for you to share your talents and make an impact in the world.

Ultimately, this cycle is about finding the balance between these two themes. By embracing both a need for personal space and an ability to connect with others, you can step into the fullness of this profile. The dynamic interplay between solitude and connection is what defines your unique path in this cycle, helping you fulfill your purpose in a way that feels authentic and aligned with your underlying Foundation Cross.



Introduction - Your Mars Return Nodal Environments

The Conscious and Unconscious Gates and Lines of the Mars Return South and North Nodes represent the overarching environmental themes that serve as a backdrop to your Mars Return cycle. These nodes, being oppositions, create a framework within which your Mars Return plays out. These nodes also bring a direction for the environment subtly emphasizing the South or North Node theme depending on how far you are into the cycle.

The environments shaped by the nodes condition the people around you, meaning you will observe these themes reflected in the behaviors and dynamics of those in your surroundings. The nodes represent a directional influence for the cycle, and these conscious and unconscious directions may become personal or educational for you, depending on the specifics of your Mars Return. Even if the nodes do not form directional channel themes, they still provide an environmental framework within which your Mars Return is conditioned to unfold.

Conscious Nodal Environment: SN Gate 40 / NN Gate 37

Your Chiron Return cycle begins with a conscious awareness of the energy of the 40th Gate in Virgo, your Chiron Return Conscious South Node. This cycle, the environment around you highlights themes of willpower, boundaries, and the balance between giving and receiving within relationships and communities. Gate 40, the Gate of Aloneness, resides in the Will Center and governs the use or withholding of energy in service to the group. The Virgo influence adds a sense of practicality, precision, and a focus on service, encouraging you to observe how people manage their willpower and contributions, as well as how they navigate exhaustion, denial, and fairness in communal efforts.

In the early part of the cycle, you may notice people around you grappling with questions of how much they can or should contribute to their relationships or communities. Some may struggle with overextending themselves in an effort to serve, while others withdraw their energy entirely, feeling unappreciated or undervalued. Gate 40 highlights the balance (or imbalance) between effort and reward, showing how willpower shapes the dynamics of belonging and support. The Virgo influence sharpens your focus on the practical aspects of these exchanges, helping you discern when loyalty and appreciation are authentic and when they are not.

This energy encourages self-reflection as well. You may find yourself assessing your own boundaries and contributions, questioning whether the energy you give is being met with the emotional support and loyalty you need. Gate 40 carries a lesson about sustainable giving—about using your willpower wisely rather than depleting yourself in service to others. The Virgo influence encourages you to take a grounded, analytical approach to this reflection, helping you find clarity about where your energy is best directed.

As the cycle progresses, the influence of the 37th Gate in Pisces, your Chiron Return Conscious North Node, begins to emerge. This energy shifts your focus toward emotional connection, loyalty, and the bonds of community. Gate 37, the Gate of Friendship, resides in the Chiron Plexus Center and governs the emotional waves that flow through relationships. The Piscean influence adds a sense of compassion, fluidity, and spiritual depth, encouraging you to observe how emotional needs are expressed, fulfilled, or denied within families, friendships, and social groups.

Gate 37 emphasizes the role of emotional awareness in creating and maintaining community bonds. You may notice people around you seeking connection through loyalty, appreciation, and emotional exchange. Some may openly express their needs for belonging and support, while others may struggle to voice these needs, fearing rejection or imbalance. The Piscean influence deepens your capacity for empathy and understanding, helping you see the emotional



undercurrents that drive group dynamics. This energy calls you to explore the emotional side of community life, learning how to navigate the waves of desire, appreciation, and negotiation that shape relationships.

Together, the 40th and 37th Gates form the Channel of Community, known as "A Design of a Part Seeking a Whole." This channel reflects the human drive to belong, balancing the practical contributions of willpower (Gate 40) with the emotional bonds of loyalty and friendship (Gate 37). The energy of this channel emphasizes the interplay between giving and receiving, showing how sustainable communities are built on a foundation of fair exchange and mutual support. This cycle, you are invited to reflect on the dynamics of connection, contribution, and loyalty in your relationships, learning how these forces work together to create harmony and belonging.

In the early part of the cycle, the energy of Gate 40 sets the tone, creating an environment where practical concerns dominate. You may notice people focusing on their responsibilities, negotiating their capacity to give, or withdrawing their energy when they feel unappreciated. This energy highlights the importance of boundaries and discernment, showing how willpower can be used to strengthen community bonds or withheld to maintain balance. The Virgo influence adds a layer of precision and practicality to these observations, helping you see the underlying dynamics of effort and reward.

As the influence of Gate 37 grows stronger, the environment shifts toward emotional connection and the bonds of friendship. You may notice people seeking belonging, expressing their emotional needs, and negotiating loyalty within their relationships. This energy invites you to explore the emotional side of community life, understanding how appreciation and support create the foundation for trust and unity. The Piscean influence adds a sense of compassion and fluidity, encouraging you to approach these dynamics with empathy and an open heart.

The dynamics in relationships around you reflect this broader journey from willpower and boundaries to emotional connection and community. Early in the cycle, the energy of Gate 40 highlights the practical aspects of relationships, inviting you to observe how effort and reward are balanced (or imbalanced) in your interactions. You may notice others grappling with questions of contribution and value, reflecting on how much they are willing to give and what they expect in return. This energy encourages you to reflect on your own boundaries, helping you clarify where your energy is best directed.

As the cycle unfolds, the influence of Gate 37 shifts the focus toward the emotional side of relationships, highlighting the importance of loyalty, appreciation, and emotional exchange. You may notice others seeking deeper connections, negotiating their needs for belonging and support, or expressing their appreciation for the contributions of others. This energy invites you to explore the emotional patterns that shape your relationships, learning how to foster trust and harmony through emotional attunement and fair exchange.

By the end of the cycle, you will have gained a deeper understanding of how the interplay between willpower and emotional connection shapes the environment and relationships around you. The journey through the Channel of Community reveals how individuals seek to find their place within the whole, balancing their practical contributions with their emotional needs. Whether as an observer, a participant, or a guide, this cycle offers the opportunity to reflect on the dynamics of belonging and support, learning how to navigate the complexities of loyalty, effort, and exchange with greater awareness and wisdom.

Through this journey, you may uncover profound insights about your own role within communities. The energy of Gate 40 invites you to explore your boundaries and contributions, reflecting on how your willpower is used in service to the group. The energy of Gate 37 encourages you to deepen your emotional connections, learning how loyalty and appreciation create the bonds that hold



communities together. Together, these energies reveal the essential dynamics of human connection, showing how practical effort and emotional support must align to create sustainable, thriving communities.

This Chiron Return cycle encourages you to embrace the themes of "A Part Seeking a Whole," recognizing how emotional bonds and willful action work together to create a sense of belonging. By observing and reflecting on these themes in your environment, you may develop a deeper understanding of the forces that sustain relationships and communities. Whether you are called to nurture emotional connections, apply your energy in service, or simply bear witness to the unfolding dynamics, this cycle provides an opportunity to refine your awareness and wisdom about the essential interplay of emotions and willpower in community life.

Conscious Nodal Line Theme: Sixth Line Mars Nodes

Your perspective on the Gate defined Mars Nodal Environments is further shaped by the lines imprinted as part of the Mars Environment gates.

In this Mars Return, your Conscious Nodal Environment is imprinted with Sixth Line themes, inviting you to observe the energy of the Role Model and how it plays out in the lives of others. The Sixth Line operates under a unique pressure to embody integrity and wisdom, often feeling the expectation to live as an example for others. This energy unfolds in three distinct life phases: the trial-and-error stage (ages 0-30), the detached observational phase (ages 30-50), and the final stage of embodied wisdom (age 50+). In this environment, you may notice individuals navigating these phases—those making mistakes, withdrawing to gain clarity, or stepping into their role as guiding examples. These dynamics create a space where the tension between idealism and realism is palpable, encouraging you to observe how the Sixth Line navigates the challenges of becoming a role model.

The Sixth Line is often seen as a Role Model in its behavior, but this energy also carries the potential shadow of The Hypocrite. When aligned, the Sixth Line inspires by living authentically and embodying its ideals, but when misaligned, it may fall into saying one thing and doing another. This duality is particularly visible in earlier phases of their life, where mistakes can lead to blame or criticism from others, adding to the pressure they feel. As they mature, the Sixth Line learns to integrate their experiences, becoming a source of wisdom. In this environment, you are attuning to the behavioral dynamics of the Sixth Line, observing how individuals either rise to embody integrity or struggle with the weight of expectations. Are there people navigating these pressures, striving to model wisdom and balance, or falling into the shadow of detachment or misalignment? By noticing these behaviors, you align more deeply with the purpose of your Mars Nodal Environment.

In terms of leadership, the Sixth Line seeks to administrate, empowering others to thrive in their areas of expertise rather than taking center stage. They lead by creating systems and supporting collaboration, fostering a sustainable and fair environment for everyone. The Sixth Line listens with an ear of optimism, hoping to hear something inspiring or aligned with their vision. However, as realists, they know how to discern what is truly worth their attention. When aligned, their leadership is visionary yet grounded, but when unbalanced, they may detach or become overly idealistic. In this cycle, you may notice individuals balancing these tendencies, offering insights into how the Sixth Line's leadership style creates space for others to shine. Are there leaders in your environment who inspire through quiet strength, or who falter in the face of their high ideals? Observing these dynamics helps confirm that you are in the right place and perspective.

When it comes to sharing, the Sixth Line is a realist, offering support only to those they deem deserving based on alignment with their values and ideals. They are selective in their generosity, focusing on purposeful investments rather than emotional or impulsive giving. In this cycle, you



may observe individuals who are discerning in how they share their time, resources, and energy, reflecting the Sixth Line's grounded approach. In its shadow, the Sixth Line may withhold support even from those who are deserving, becoming overly critical or distant. Their approach to sharing reflects their ability to balance idealism with practicality, ensuring their energy is directed toward meaningful connections. Do you notice those who are deeply discerning about their investments, or those whose selectivity has created distance? Seeing these themes play out around you further attunes you to the dynamics of this environment.

In terms of intimacy, the Sixth Line dreams of the perfect connection—the soulmate, the ideal partner, the ultimate union. This idealism often makes them commit too soon, especially in their younger years when they are still navigating the trial-and-error phase. This rush to commitment can lead to early divorces or significant challenges in relationships, sometimes leaving them soured toward intimacy or doubting their own judgment. It can also manifest in other areas of life, such as committing to a career path or field of study that feels misaligned, leading to dissatisfaction, quitting university, or abandoning a job they've grown to hate. In the roof phase (ages 30–50), they tend to withdraw from both intimacy and other forms of commitment, observing from a distance while reflecting on their earlier choices and dreaming of perfection. After age 50, they are designed to embody wisdom, allowing for deeper, more aligned connections and purposeful commitments rooted in mutual respect and self-awareness. In this cycle, you may notice individuals navigating these phases, reflecting the Sixth Line's ongoing journey toward balancing their ideals with the realities of human relationships, careers, and commitments. Are there individuals around you yearning for perfection in their connections or paths, or growing into the wisdom of accepting life as it is? Observing these dynamics helps you align with the purpose and perspective of your Mars Nodal Environment.

Unconscious Nodal Environment: SN Gate 47 / NN Gate 22

Your Chiron Return cycle begins with an unconscious immersion in the energy of Gate 47 in Virgo, your Chiron Return Design South Node. This cycle, the environment is shaped by themes of mental clarity, realization, and the search for meaning. Gate 47, the Gate of Realization, resides in the Quarter of Duality and represents the body's ability to process complexity and uncover patterns in life's fragmented experiences. In this environment, your body instinctively aligns with the energy of realization, sensing the need to bring clarity and understanding to situations that may initially appear chaotic or overwhelming.

The 47th Gate creates an environment where mental pressure is ever-present. Your body is immersed in a space that feels dense with unresolved questions, fragmented thoughts, and a lingering sense of confusion. This mental pressure is not meant to overwhelm but instead drives your body toward insight and understanding. The energy of Virgo adds a practical, grounded quality to this process, enabling your body to attune to the details and step-by-step patterns that lead to clarity. Without effort or conscious direction, your body naturally begins to organize and make sense of the environment, uncovering meaning hidden within its complexities.

In this environment, your body observes the tension between chaos and clarity, sensing how the mental pressure of Gate 47 pushes the environment toward resolution and understanding. Your body thrives in spaces where this pressure is embraced as an opportunity for growth and insight. It instinctively aligns with the process of realization, staying patient and allowing clarity to emerge naturally rather than forcing solutions. This creates an atmosphere where fragmented pieces begin to coalesce into a cohesive picture, offering profound realizations to the collective.

Resistance to this energy may arise in the environment when individuals struggle to navigate the mental tension or resist the process of realization. Your body instinctively perceives this resistance, noticing when others feel overwhelmed by the mental pressure or attempt to suppress it by clinging to shallow or overly simplistic ideas. This resistance creates frustration and

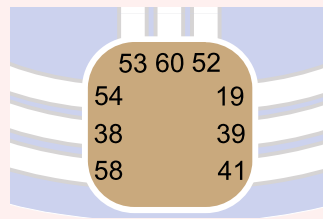


Overview of Chiron Return Center Themes

Mars cycle Theme: Root Center Impacted

Themes of Stress, Pressure, and Drive Emerging in this Cycle

In this cycle, with the Root Center temporarily defined in your Mars cycle, you may experience a steady and consistent drive to accomplish, act, and manage stress. Tasks that once felt overwhelming could now seem more achievable, as this energy brings a sense of grounded determination and focus. You might feel empowered to handle pressure in ways that feel productive and motivating, giving you the stamina to push through challenges. While this newfound stability is temporary, it offers an opportunity to explore how you relate to stress and pressure, helping you develop greater awareness of your rhythms of productivity and rest. Embrace this energy as a chance to move forward but remember to honor your inner authority to decide when and how to act.



Mars Cycle Center Themes: Defined Root Center

The Mind and the Illusion of Consistent Drive

In your Foundation Design, you have an **undefined Root Center**, meaning your mind is naturally conditioned to respond to external pressures and stress. Remember the mind's strategy related to this center: it is *"Always in a hurry to get rid of stress and pressure."* Your openness here also amplifies conditioning when you receive it, causing the mind to react to this pressure, constantly feeling the need to act, move, or accomplish in response to outside influences.

However, in this Mars Cycle, your **Root Center is defined**, temporarily creating a consistent and stable connection to stress, pressure, and adrenaline. This shift may feel grounding and empowering, as you experience a new sense of control over your drive and productivity.

Be mindful, though—this can also be a subtle trap for the shadow mind. The mind, conditioned to react to external pressure, may now latch onto this temporary stability and try to push you into overcommitment or unnecessary action. It may tell you that you *must* respond to this pressure by acting or completing tasks to relieve it. It may also feel in control of this pressure and decide to do nothing when you should be acting!

However, this is a form of **cycle conditioning** and is temporary. While this energy may feel consistent, comfortable, or productive, it's crucial to remember that this is not your natural state. Your **inner authority** is the only reliable guide for making decisions based upon this conditioning and determining when you should or should not act. The mind will always give you reasons to act—or not—based on this outside conditioning. But if you heed the mind's reasoning, you are not in control of your life anyway. The conditioning is controlling you.

Resist the temptation to rush into action or overextend yourself. Instead, observe how this defined Root energy feels, and let your **inner authority** decide when and how to act. The Root's pressure is powerful, but not everything it pushes you toward is truly aligned with your path.

Experiencing the Defined Root Center in the Mars Cycle

For this cycle, the defined Root Center offers you stable and consistent access to its energy. It also means that you will be under pressure in this Mars Cycle. You may experience a newfound ability to manage stress and pressure in a way that feels productive and empowering. Tasks that once felt overwhelming may now seem manageable, as you're equipped with a steady drive to complete and accomplish. You may also feel more comfortable taking initiative, starting new projects, or finishing tasks that have been lingering.

Use this cycle to observe the qualities of a defined Root Center without becoming attached to them. Notice how this stable pressure feels compared to your usual experience of amplifying external stress. Pay attention to how the mind reacts—does it try to control the narrative by urging you to act or overcommit? Or does it suddenly try to slam on the brakes?

Stay grounded in your **inner authority**, which remains your only reliable guide for decisions and movement. This is also a powerful period to recognize that while the Root's pressure can be



motivating and productive, it can also lead to burnout if left unchecked. Use this energy wisely, honoring your natural rhythms of action and rest. While this energy feels consistent, be sure to listen to your body and mind's signals, as burnout can creep in subtly when you're working with Root pressure.

Key Characteristics of the Defined Root Center

- **Consistent Pressure:** A steady drive to accomplish, act, and finish tasks.
- **Stress Management:** A natural ability to handle stress and use it as a catalyst for action.
- **Adrenaline Energy:** Access to bursts of energy for quick actions or starting new projects.
- **Cycles of Productivity and Rest:** Recognizing the need to alternate between pushing hard and stepping back to recharge.
- **Influence on Others:** Those with an undefined Root may feel amplified pressure or urgency in your presence, as your defined Root activates their sense of stress.

Understanding the Defined Root Center

The **Root Center** is the epicenter of stress, pressure, and adrenaline in the Human Design system. It is the most powerful motor center in the bodygraph, so potent that its energy cannot directly influence the Throat Center. Instead, it must flow through other centers before reaching the Throat. This dynamic center applies pressure to move, act, accomplish, and finish tasks, propelling your life forward.

With the **Root Center defined**, you have consistent access to its energy and qualities. This means you feel a steady drive to get things done and often experience an innate urge to complete tasks or make progress. This energy can be highly productive, pushing you to succeed in various areas of life.

Since the Root Center is associated with stress, having it defined usually means you have your own way of handling pressure. You may view stress as a normal part of life, using it as a catalyst for action rather than something paralyzing. This ability can make you appear calm and capable under pressure, even in situations that would overwhelm others.

A defined Root Center also influences others with an undefined Root, activating their sense of pressure or urgency when you're around. Your stable energy can push them into action or make them feel stressed, even if the pressure isn't theirs to act on.

Connected to adrenaline, the Root Center provides energy bursts for quick actions or starting new projects, as well as the stamina needed for long-term efforts. However, this energy operates in cycles. While you can push hard and be highly productive, it's essential to recognize when it's time to pause and recharge.

Potential Challenges

One of the challenges of having a defined Root Center is the tendency to become overcommitted or to rush into things because of the constant internal pressure. The steady drive to act can sometimes create a sense of urgency that isn't necessary, leading to burnout or hasty decisions.

It's also important to remember that the Root Center does not operate in isolation. Its energy is influenced by connections to other centers, gates, and channels in your bodygraph. For example:

- If the Root is connected to the **Solar Plexus**, the pressure may drive emotional stability or creative expression.
- If it's connected to the **Spleen**, the pressure may manifest through instinctive awareness or ambition.

Understanding how the Root interacts with the rest of your design can help you better manage its energy and avoid unnecessary stress.



Closing Thoughts

The defined Root Center in your Mars Cycle invites you to explore the experience of consistent drive, productivity, and stress management. This energy can feel empowering and motivating, helping you accomplish tasks and make progress in areas that matter to you. However, it's essential to remain cautious about letting the mind take over or allowing the Root's pressure to push you into overcommitment.

Trust your **inner authority** to decide when and how to act and honor your natural rhythms of action and rest. By doing so, you can make the most of this dynamic energy without letting it overwhelm you.



Overview of the Mars Return Channel Themes

During this Mars cycle, you may notice the emergence of channels that are not present in your Foundation Design. These new channels are formed in two primary ways: through the interaction of Mars Return imprinting—where gates and lines combine to create complete Mars Return channels—and through the interaction between Mars Return imprinting and specific gates and lines with gates and lines in your Foundation Design.

The resulting channels represent significant energies and themes that will shape your experiences in the cycle. These channel themes, given the length of this cycle, are also likely to reoccur more than once. Whether or not you engage with these themes depends on the guidance of your Inner Authority. These channels fall into two categories: Educational or Personal in nature. Within these channel types, further nuances unfold, revealing whether they are developmental, directional, or triggered by a specific person you are destined to meet. Each channel offers a unique opportunity for growth and alignment throughout the Mars cycle.

Educational Channels

An Educational Channel is formed by two or more gates in your Mars Return Cycle. These gates are not part of your Foundation Design, making the channel educational in nature. The channel may also connect two undefined centers in your design, further amplifying the educational effect.

Educational Channels can be **Developmental, Directional**, or formed through interactions with **two or more people** that you meet. The specifics of the Educational Channels created in this cycle are discussed in greater detail later in this report.

Personal Channels

A Personal Channel is formed when one gate (which may include several planets and lines) in your Mars Return Cycle connects with one gate (which may also include multiple planets and lines) in your Foundation Design. The connection between your Foundation gate and a Mars gate makes the channel created personal in nature. The resulting channel may also link two undefined centers in your design, further emphasizing and amplifying the personal theme.

Personal Channels can be **Developmental, Directional**, or formed through interactions with **one or more people** you meet. The specifics of the Personal Channels created in this cycle are discussed in greater detail later in this report.



Channel Theme: Personal - Developmental

A Personal Channel designated as developmental is activated by at least one Outer Planet (gate/line) in the Solar Return and at least one Planet (gate/line) from your Foundation Design. “Personal” in this context means you will experience the energy and themes of these channels throughout your Mars cycle. It is personal because part of the channel is inherent to your Foundation Design, making it a significant personal development lesson tied to the nature of the channel created. Personal Channels can define the centers at one or both ends of the channel, and when a white (undefined) center is conditioned, it directly influences your Shadow Mind. The Shadow Mind often perceives these energies as highly significant, tempting you to make decisions based on them. However, it is crucial to recognize that your Inner Authority—not your Shadow Mind—determines their true importance. Without discernment, the Shadow Mind may mistake these energies as part of your identity, leading to incorrect decisions—or even correct decisions made with improper timing—which still result in a negative outcome.

Channel Theme: Personal - Directional

A Personal Channel designated as directional is activated by at least one Node (gate/line) in the Solar Return and at least one Planet (gate/line) from your Foundation Design. “Personal” in this context means you will experience the energy and themes of these channels throughout your Mars cycle. It is personal because part of the channel is inherent to your Foundation Design, making it a significant personal lesson that can lead to a new direction aligned with the nature of the channel created. Personal Channels can define the centers at one or both ends of the channel, and when a white (undefined) center is conditioned, it directly influences your Shadow Mind. The Shadow Mind often perceives these energies as highly significant, tempting you to make decisions based on them. However, it is essential to recognize that your Inner Authority—not your Shadow Mind—determines their true importance. Without discernment, the Shadow Mind may mistake these energies as part of your identity, leading to incorrect decisions—or even correct decisions made with improper timing—which can still result in a negative directional outcome.

Channel Theme: Personal - Person

A Personal Channel designated as a person is activated by at least one Inner Planet (gate/line) in the Solar Return and at least one Planet (gate/line) from your Foundation Design. “Person” in this context means you will meet a person or people carrying the gate/line energy that creates the channel. The resulting channel will manifest one or more times during your Mars cycle. It is personal because part of the channel is inherent to your Foundation Design, making it a significant personal lesson that can lead to new relationships aligned with the nature of the channel created. Personal Channels can define the centers at one or both ends of the channel, and when a white (undefined) center is conditioned, it directly influences your Shadow Mind. The Shadow Mind often perceives these energies as highly significant, tempting you to make decisions based on them. However, it is essential to recognize that your Inner Authority—not your Shadow Mind—determines their true importance. Without discernment, the Shadow Mind may mistake these energies as part of your identity, leading to incorrect decisions—or even correct decisions made with improper timing—which can still result in a negative outcome, particularly if you commit to the wrong person or people during this Solar Return.



Channel Theme: Educational - Developmental

An Educational Channel designated as developmental is activated by at least one Outer Planet, though it can also involve outer planets at both ends of the channel, or in some cases, an Inner Planet at one end while still being developmental. Development in this context means you will experience the energy and themes of these channels throughout your Mars cycle. These themes are not inherent to your Foundation Design but offer an opportunity to learn about the channel being imprinted. Educational Channels can define the centers at one or both ends of the channel, and when a white (undefined) center is conditioned, it directly influences your Shadow Mind. The Shadow Mind often perceives these energies as highly significant and may tempt you to make decisions based on them. However, it is essential to recognize that your Inner Authority—not your Shadow Mind—determines their true importance. Without discernment, the Shadow Mind can mistake these energies as part of your identity, leading to incorrect decisions, or even correct decisions made with the wrong timing, which still results in a negative outcome.

Channel Theme: Educational - Directional

An Educational Channel designated as directional is activated by at least one of the 4 Solar Nodal Gates and Lines. Nodal activations represent your direction for the year. A directional Channel can also involve an Outer or Inner Planet at one end, but due to the nodal imprint, it is still classified as directional. Directional, in this context, means you will experience the energy and themes of these channels throughout your Mars cycle. These themes are not inherent to your Foundation Design but provide an opportunity to learn about the channel being imprinted. Educational Channels can define the centers at one or both ends of the channel, and when a white (undefined) center is conditioned, it directly influences your Shadow Mind. The Shadow Mind often perceives these energies as highly significant, tempting you to make decisions based on them. However, it is crucial to remember that your Inner Authority—not your Shadow Mind—determines their true importance. If the Shadow Mind makes decisions based on directional channel input, it can steer your life in an entirely new and often incorrect direction. Without discernment, the Shadow Mind may mistake these energies as part of your identity, leading to poor decisions—or even correct decisions made with the wrong timing—resulting in a negative outcome as your life begins to shift off course.

Channel Theme: Educational - People

An Educational Channel designated as 'people' is activated by inner planets at both ends of the channel. In this context, "people" means you will experience the energy and themes of these channels at specific moments during your Mars cycle. These themes are not inherent to your Foundation Design but provide an opportunity to learn about the channel being imprinted. The channel can represent people within auric contact with you, conditioning you in the moment, but it is unlikely to hold long-term significance for your overall life. Educational Channels can also define the centers at one or both ends of the channel, and when a white (undefined) center is conditioned, it directly influences your Shadow Mind. The Shadow Mind often perceives these energies as highly significant, tempting you to make decisions based on them. However, it is crucial to recognize that your Inner Authority—not your Shadow Mind—determines their true importance. Without discernment, the Shadow Mind may mistake these energies as part of your identity, leading to incorrect in-the-moment decisions, or even correct decisions made with the wrong timing, resulting in a negative outcome.



Personal Channels

A Personal Channel is created when a gate from your Mars Return Cycle (which can include multiple planets and lines) connects with a gate from your Foundation Design (also potentially containing several planets and lines). This connection between a gate in your Foundation Design and one in your Mars imprinting results in a channel that is considered personal in nature. Personal Channels can manifest as **developmental** opportunities, **directional** themes, or through interactions with a **person** you encounter during the Mars cycle.

Channel 1057: Perfected Form	Person
Channel 3955: Emoting	Experiential
Channel 1222: Openness	Person, Directional
Channel 0108: Inspiration	Developmental
Channel 1034: Exploration	Person
Channel 1648: The Wavelength	Person, Experiential
Channel 1020: Awakening	Person, Developmental



Activations of Channel 1057: Perfected Form

	P/D	Gate & Line	Fixing	Filter	Mars Return
Foundation	Design	57.3	Exalted	Venus	-
Mars Return	Personality	10.1	None	Mercury	Person

Channel 1057: Perfected Form

A Design of Survival.

The 1057 Channel, known as the Channel of Perfected Form, carries the unique gift of intuitive behavioral adaptation. It possesses an innate ability to sense how to act in any situation, guided by splenic awareness through Gate 57 (Intuition) connecting to Gate 10 (Behavior) in the Identity Center. This channel isn't about following rules or conforming but instead creates beauty through perfectly timed and appropriate actions that arise naturally.

As a designer of environments, the 1057 Channel has a natural talent for shaping surroundings in ways that support survival and express beauty. Whether through actual design work, organizing spaces, or creating harmonious atmospheres, this channel brings a unique artistry to its environments. Its behavior itself becomes a form of creative expression, and when it trusts its intuitive insights, it effortlessly generates harmony and alignment within its space.

These adaptations are not calculated or planned but spontaneously flow through the spleen's intuitive awareness. The 1057 Channel thrives when it trusts this guidance, allowing its behavior to emerge naturally without overthinking or rationalizing. This intuitive alignment ensures both survival and authentic self-expression. Its challenge lies in releasing the need to plan or control its actions and instead allowing intuition to guide it toward perfected form.

Components

Channel Type: Projected

Energy Family: Integration Network - Self-Empowerment

Gate 10: Treading: The underlying code of behavior which ensures successful interaction despite circumstances. Quarter of Mutation.

Gate 57: The Gentle: The extraordinary power of clarity. Quarter of Initiation



Foundation

Foundation Filter: Venus

Like an unconscious signature of physical allure, the Design Venus embodies our form's natural attractiveness, expressing its values through the body's inherent radiance and biological magnetism. This deeply embedded force shapes our physical presence and complexion, orchestrating our cellular chemistry through an intricate dance of hormones, pigments, and vital essences. As the body's archetypal beautifier, Design Venus pulses with unconscious grace, genetic vitality, and the innate ability to attract through pure physical presence. Its energy manifests as both magnetic and subtle - from the glow of health to the unconscious signals that create chemistry between forms. Through the Design Venus, our body learns to express its inherent beauty, transforming genetic potential into physical allure, gradually evolving from raw attraction to mature radiance as our form develops. As a design activation Venus controls complexion through the Diamond Diagonal, Liquid Lateral and the Equalizer Vertical.

Gate 57: The Gentle

The extraordinary power of clarity.

Gate 57 embodies knowing and integration energy through survival intuition. It connects awareness to Gates 34, 10, and 20, forming the power, perfected form, and brainwave channels. Its acoustic intuitive clarity sharpens survival alertness, processing vibrations and sounds through whole-body hearing. Its right ear hearing operates in the present moment for survival-related information and maintains independence from others' influence. Its effectiveness persists through intuitive awareness combined with energy, direction, or manifested voice. It connects to the lymphatic brain, providing instantaneous recognition of immune system information.

The challenge of Gate 57 requires honoring immediate intuitive warnings without mental rationalization. Its effectiveness emerges through trust in its primal mechanism, relying on present-moment listening rather than repeated warnings or intellectual override. Its survival capacity depends on immediate intuitive response, rather than hesitation or delayed consideration. By embracing its unique ability to process vibrations and sounds in the now, Gate 57 fulfills its role as a vital source of clarity and awareness for survival.

Additional Gate Information:

- Incarnation Crosses: Penetration, Intuition, Clarion
- Incarnation Quarter: Relationships (Duality) - Libra
- Energy Circuit: Individual / Integration
- Amino Acid: Alanin
- Anatomy: Cranial Ganglia (Belly)
- Gene Keys: Unease (Hesitant/Impetuous) - Intuition - Clarity



Line 3: Acuteness - Exalted

↑ **Mercury:** The perfected intelligence, where clarity eliminates doubt and ensures manifestation. The possibility of perfected intuition. No polarity.

- Line Quality: Attuning and adapting to a trial and error process.

Line 3 in Gate 57 embodies a unique state of singular clarity in its intuitive awareness, free from the usual planetary polarities. Through trial and error, Line 3 develops an extraordinary capacity for individual adaptation and survival awareness, operating purely in the present moment.

↑ **Exaltation (Venus):**

With Mercury exalted, Line 3 demonstrates an exceptional ability to process and respond to intuitive signals with speed and precision. For example, through repeated experimentation, it refines its adaptation skills, enabling quick and decisive responses to ensure survival. This trial-and-error process transforms challenges into refined awareness, creating a strong foundation for trusting its immediate instincts.

Line 3's strength lies in fully embracing the individual nature of its intuitive knowing. Mercury's influence helps it act on survival information without reliance on external validation or consensus. This acute awareness allows Line 3 to respond decisively in the moment, guided by clear and immediate intuitive signals, even when misunderstood by others.



Mars Return

Conscious Mercury - Mars Return: Person

In this cycle, you will meet someone who embodies the qualities of Mercury, through this gate and line. This individual will reflect the energy of communication, curiosity, and intellectual connection, helping to expand your perception and understanding of the world. They will be active in sharing ideas, opening new channels of dialogue, and fostering meaningful exchanges that promote growth and clarity.

Since this connection creates definition through a channel, their presence will highlight the themes and lessons tied to this gate and line. They may encourage you to express your thoughts, refine your communication style, and integrate the knowledge and perspectives they inspire into your journey.

Gate 10: Treading

The underlying code of behavior which ensures successful interaction despite circumstances.

Gate 10 represents the essence of individual behavior and self-love, offering an innate understanding of how to navigate life through appropriate conduct in various situations. It carries a deep awareness of the pivotal role behavior plays in interacting with the world, often evaluating the actions of others based on this understanding. At its core, Gate 10 is rooted in self-love, which serves as the foundation for all other forms of love. This self-love empowers it to adapt to changing circumstances while remaining true to its authentic nature. Through its unique expression, Gate 10 demonstrates the power of individuality and appropriate behavior, becoming a guiding example for others and contributing to a more harmonious collective experience.

The behavior of Gate 10 is a profound instrument of change and influence, embodying the rare ability to balance situationally appropriate conduct with unwavering personal authenticity. This quality allows it to bridge the gap between societal expectations and individual truth, fostering genuine connections with others while inspiring them to embrace their unique selves. Gate 10's capacity to navigate life with such grace and integrity makes it a transformative force, encouraging both personal and collective growth. By remaining true to its individuality, Gate 10 not only enriches its own experience but also acts as a beacon for others, illustrating how authenticity and self-love can coexist with meaningful and impactful interactions in the world.

Additional Gate Information:

- Incarnation Crosses: Vessel of Love, Behavior, Prevention
- Incarnation Quarter: Spirit (Mutation) - Capricorn
- Energy Circuit: Centering & Integration
- Amino Acid: Arginin
- Anatomy: Chest
- Gene Keys: Self-Obsession (Self-Denying-Narcissistic) - Naturalness - Being



Line 1: Modesty - No Fixing

An innate sense to know and accept one's place.

↑ **Sun:** A valued sense of purpose no matter what the position. The ability to know one's place and how to act despite circumstances.

↓ **Moon:** The affliction of oversensitivity and hurt feeling. Oversensitivity to external conditioning of behavior.

- Line Quality: The Basis of the Hexagram; the investigative introspection.

This line investigates how to be authentic in any position, like a new employee who naturally learns to be effective whether working with executives or janitors. Through careful observation, they discover how to maintain genuine behavior regardless of status or role.

↑ Exaltation (Sun):

The exalted quality of this line shines through like a skilled nurse who's equally comfortable assisting surgeons or helping orderlies - completely natural in every interaction because they've accepted their role without ego. Their authentic presence comes from understanding that every position has its purpose.

Through this self-acceptance, they adapt effortlessly to any situation. Like a substitute teacher who can walk into any classroom level and immediately connect with students - not by pretending to be something they're not, but by being genuinely themselves while respecting the context.

↓ Detriment (Moon):

This line in detriment shows hypersensitivity to how others perceive their position. Like an intern who becomes paralyzed with self-consciousness about whether they're being "appropriate enough" in each interaction - their natural adaptability blocked by overthinking every social cue.

Through this oversensitivity, simple interactions become painful investigations. It's like a new team member who spends hours analyzing why someone didn't return their greeting - their ability to be naturally modest overshadowed by constant worry about others' reactions.



Educational Channels

An Educational Channel is created when two or more gates from your Mars Return Cycle come together. Since these gates are not part of your Foundation Design, the channel takes on an educational quality. This channel may also link two undefined centers in your design, which can further enhance its educational impact. Educational Channels may present themselves as opportunities for **developmental** growth, new **directional** movements, or lessons through your interactions with two or more individuals you encounter.

In this Mars Return there are no Educational Channels.



Introduction to Environmental Gates

Environmental Gates in your Mars Return represent additional characteristics that manifest in the people or specific individuals around you. Think of these characteristics as the backdrop of the scene in the movie of your Mars Return. These "characters" bring color and depth to the environment stipulated by the Mars Return Nodes and are certainly worth noticing; however, because they are designated as environmental activations, you are not intended to interact with these forces.

While your Shadow Mind may be tempted to engage with them, your inner authority will not—it inherently understands that these environmental themes are not meant for you to focus on or waste energy interacting with. These Environmental Gates and Lines are further influenced by the planet imprinting them. For example, Mercury may represent a background character attempting to communicate the essence of the gate and line it brings. You may observe this, but your authority will remain detached. Be aware, your Shadow Mind is influenced by everything!



Head Center

P/D	Gate & Line	Fixing	Filter	Mars Return Effect
-----	-------------	--------	--------	--------------------

You have no Environmental planet imprints in this center.



Ajna Center

P/D	Gate & Line	Fixing	Filter	Mars Return Effect
Design	47.2	None	South Node	Environmental
Design	47.3	None	Venus	Environmental

Unconscious South Node - Mars Return: Environmental Direction

The Design North Node represents your form’s unconscious resonance with future environmental alignment during this cycle. This directional force subtly guides your body toward new and unfamiliar environments shaped by the gate and line it imprints, creating a physical backdrop that supports the cycle’s growth and expansion. Its energy unconsciously aligns your form with people or characteristics within these future spaces that are essential for the next phase of your journey.

Because this activation does not create a channel in your design, your Inner Authority is unlikely to directly engage with this energy. Instead, the North Node’s influence operates in the background, gradually drawing your form toward the qualities or individuals present in these new environments. These elements act as a passive yet vital foundation, supporting the cycle’s evolution and guiding your form toward its natural trajectory.

Gate 47: Oppression

A restrictive and adverse state as a result of internal weakness or external strength or both.

Gate 47 embodies the ability to find meaning and inspiration in past experiences, serving as a key element in the mental Abstract Sensing Process. It works to process and make sense of fragmented memories, often received as non-chronological and incomplete visual sequences from Gate 64. This creates a mental pressure driven by a constant stream of images, with clarity arriving only in sudden moments of realization. Gate 47’s strength lies in its ability to interpret these fragmented memories, finding coherence within confusion and extracting valuable perspectives. However, its process is inherently subjective, which can lead to self-blame or projecting blame onto others. Interestingly, while it may struggle to fully understand its own past experiences, it excels in helping others make sense of theirs, offering clarity and wisdom to those seeking to understand their own journeys.

Although Gate 47 is a mental process, its focus often lies on tangible, material concerns, seeking concrete actions and results to alleviate the mental pressure it generates. This pressure is intensified by its tendency to measure progress, compare outcomes, and critique perceived failures, creating unnecessary stress. Gate 47 does not serve as an Inner Authority, as it lacks the ability to manifest its insights directly; instead, it functions as an observer and commentator on the life process. To be effective, it must cultivate patience with its overwhelming mental flow and learn to detach from the stress of its own mind. Adopting the mantra, “It’s only mind, don’t worry about it, live your life,” can help ease its mental burden. Ultimately, Gate 47 thrives when it embraces its role as a meaning-maker, contributing valuable interpretations of the past while learning to live with the imperfect and often chaotic flow of mental information.

Additional Gate Information:

- Incarnation Crosses: Rulership, Oppression, Informing
- Incarnation Quarter: Relationships (Duality) - Virgo
- Energy Circuit: Abstract



- Amino Acid: Glycin
- Anatomy: Neocortex
- Gene Keys: Oppression (Hopeless-Dogmatic) - Transmutation - Transfiguration

Line 2: Ambition - No Fixing

↑ Saturn: The ambition and drive to overcome personal oppression in order to achieve security. Realizing that to be busy is mentally healthy.

↓ Mercury: An indecisiveness in times of personal oppression, whether to apply intelligence to recovery or accept its weight to take advantage of other prevailing conditions that may only be temporary. The inability to sense when and which activity is healthy.

- Line Quality: Projection inwards. No subjective ability to see in. The natural.

Line 2 embodies a natural drive to escape the past through active engagement in the present. As a second-line projection, its focus is outward, finding relief from mental pressure through action rather than introspection. The key to its wellbeing lies in a simple yet profound truth: staying busy.

↑ Exaltation (Saturn):

Saturn supports Line 2 by channeling its natural ambition into productive activity that instinctively transforms mental pressure into outward accomplishment. Without needing to consciously analyze its motivations, Line 2 engages in action that alleviates inner tension and creates movement. For example, when mental pressure from unresolved experiences builds, Line 2 may gravitate toward practical tasks—whether in business, creative endeavors, or physical activity—that provide both distraction and achievement. Through this outward focus, inner disturbance is naturally transformed into meaningful progress.

With Saturn's influence, Line 2's natural tendency toward activity aligns with purposeful engagement. This structured energy helps to direct its instinctive drive toward tangible results, allowing Line 2 to remain in motion and manage the mental pressure it carries without deliberate introspection.

↓ Detriment (Mercury):

Mercury's detriment disrupts Line 2's natural flow, creating indecision and hesitation that block its essential drive to stay busy. Instead of instinctively moving into action, Line 2 may become trapped in overthinking, questioning which activities will provide genuine relief. For instance, when faced with multiple options for engagement, Line 2 might overanalyze, leading to mental stagnation and increasing internal pressure.

This mercurial influence clouds Line 2's projection, replacing its natural inclination for movement with excessive mental loops. Without action, the mental strain builds, creating imbalance and frustration. To restore harmony, Line 2 must reconnect with its natural tendency to engage in activity, allowing motion to dissolve mental pressure and restore balance.



Unconscious Venus - Mars Return: Environmental

During this cycle, your form may become aware of someone who embodies the energy of Venus, emphasizing themes of discernment, values, and the beauty of refinement through the gate and line imprinted. This person may encourage you to reflect on what truly matters in your relationships, creativity, and sense of self-worth.

However, their presence is primarily intended to enrich the environment around you, as this activation does not form a channel in your design. Consequently, your inner authority is unlikely to engage directly with this energy.

Gate 47: Oppression

A restrictive and adverse state as a result of internal weakness or external strength or both.

Gate 47 embodies the ability to find meaning and inspiration in past experiences, serving as a key element in the mental Abstract Sensing Process. It works to process and make sense of fragmented memories, often received as non-chronological and incomplete visual sequences from Gate 64. This creates a mental pressure driven by a constant stream of images, with clarity arriving only in sudden moments of realization. Gate 47's strength lies in its ability to interpret these fragmented memories, finding coherence within confusion and extracting valuable perspectives. However, its process is inherently subjective, which can lead to self-blame or projecting blame onto others. Interestingly, while it may struggle to fully understand its own past experiences, it excels in helping others make sense of theirs, offering clarity and wisdom to those seeking to understand their own journeys.

Although Gate 47 is a mental process, its focus often lies on tangible, material concerns, seeking concrete actions and results to alleviate the mental pressure it generates. This pressure is intensified by its tendency to measure progress, compare outcomes, and critique perceived failures, creating unnecessary stress. Gate 47 does not serve as an Inner Authority, as it lacks the ability to manifest its insights directly; instead, it functions as an observer and commentator on the life process. To be effective, it must cultivate patience with its overwhelming mental flow and learn to detach from the stress of its own mind. Adopting the mantra, "It's only mind, don't worry about it, live your life," can help ease its mental burden. Ultimately, Gate 47 thrives when it embraces its role as a meaning-maker, contributing valuable interpretations of the past while learning to live with the imperfect and often chaotic flow of mental information.

Additional Gate Information:

- Incarnation Crosses: Rulership, Oppression, Informing
- Incarnation Quarter: Relationships (Duality) - Virgo
- Energy Circuit: Abstract
- Amino Acid: Glycin
- Anatomy: Neocortex
- Gene Keys: Oppression (Hopeless-Dogmatic) - Transmutation - Transfiguration



Line 3: Self-Oppression - No Fixing

↑ Jupiter: The conscious and well integrated being whose natural right action will eventually come to see the unfoundedness of its oppression. The eventual realization that one is really ok.

↓ Mars: A self-oppression so highly energized that it may prove irreversible and destructive. Extreme difficulty in realizing one's self-worth.

- Line Quality: Attuning and adapting to a trial and error process.

Line 3 navigates the pressure of mental processing through a journey of trial and error, ultimately uncovering a profound truth: the mind's activity, with its remembering and processing, is distinct from lived experience. This separation forms the core of Line 3's process, revealing that reliving difficult experiences does not have to define the present moment.

↑ Exaltation (Jupiter):

Jupiter supports Line 3 by offering the potential for conscious integration, where lived experience reveals a disarmingly simple truth: "Today, my life is okay." Through the natural flow of life, Line 3 learns that while the mind continues its endless processing and remembering, these activities do not have to dominate the present. For example, during a period of intense mental pressure, Line 3 might still find itself enjoying a spontaneous moment—such as a walk in nature—that highlights the mind's activity as separate from the actual experience of life.

This experiential clarity allows Line 3 to understand that the oppression created by mental processing is an illusion. The mental activity doesn't stop, but Jupiter's influence brings the recognition that it doesn't define reality. By staying engaged with life in the present, Line 3 can find relief and balance, even amidst the mind's constant activity.

↓ Detriment (Mars):

Mars intensifies Line 3's mental pressure, turning the mind into an overwhelming force that seems inescapable. This martial energy drives relentless attempts to make sense of what cannot be resolved, trapping Line 3 in a cycle of frustration. For example, when faced with recurring mental images of past failures, Line 3 might obsessively replay scenarios, seeking answers that cannot be found, which only amplifies the sense of oppression.

Under Mars' detriment, the distinction between the mind's activity and lived experience becomes blurred. The mental oppression feels so energized and real that Line 3 may believe it defines their entire existence. However, the potential for relief lies in recognizing that this is just the mind at work—it is not life itself.



Conclusion

So, there you have it! Your Mars Return Cycle explained in great detail. It's truly exciting to see everything mapped out and to know how these themes will unfold during this period of your life.

Throughout this report, you've been reminded that just because a theme is imprinted by the Mars Return program, it doesn't mean you are obligated to engage with it. Your Inner Authority exists for a reason—it is there to guide you in choosing what is correct for you to interact with.

If you continue to rely on your mind for decisions, then it becomes "fait accompli." The mind will see everything as important and insist on engaging with it all. This is precisely what the conditioning program desires: for you to follow the mind so it can control your decisions. When this happens, you risk being herded along, living a life that isn't truly yours—just like so many others.

We wish you a wonderful Mars Return and hope you find the strength and purpose to embody who you truly are. May this year be a profound journey of alignment and self-discovery!

Foundation Talking Chart



Foundation Report





GENETIC MATRIX



WWW.GENETICMATRIX.COM



GENETICMATRIX



GENETIC_MATRIX

Industry-leading Human Design & Astro HID software since 2008.

Specialising in Human Design Talking Charts & Reports.

Access over 500 chart views at Pro level.