


HUMAN DESIGN  
**JUPITER RETURN  
REPORT**





# CONTENTS

---

Introduction - The Human Design Jupiter Return	5
Your Jupiter 5th Return Chart	8
Summary of Jupiter 5th Return Activations & Themes	10
Introduction - The Cycle Cross	11
Cycle Cross: The Right Angle Cross of Consciousness 1	11
Cycle Profile Introduction	14
Cycle Profile Theme - 1/3 Profile	14
Introduction - Your Jupiter Cycle Nodal Environments	15
Conscious Nodal Environment: SN Gate 28 / NN Gate 27	15
Conscious Nodal Line Theme: Fourth Line Jupiter Nodes	16
Unconscious Nodal Environment: SN Gate 44 / NN Gate 24	18
Unconscious Nodal Line Theme: Sixth Line Jupiter Nodes	19
Overview of Jupiter 5th Return Center Themes	21
Jupiter cycle Theme: Root Center Impacted	21
Jupiter cycle Theme: Sacral Center Impacted	21
Jupiter cycle Theme: Splenic Center Impacted	21
Jupiter cycle Theme: Solar Plexus Center Impacted	21
Jupiter cycle Theme: Heart Center Impacted	21
Jupiter cycle Theme: G Center Impacted	22
Jupiter cycle Theme: Throat Center Impacted	22
Jupiter cycle Theme: Ajna Center Impacted	22
Jupiter cycle Theme: Head Center Impacted	22
Jupiter Cycle Center Themes: Defined Solar Plexus Center	23



# CONTENTS

---

Jupiter Cycle Center Themes: Defined Sacral Center	26
Jupiter Cycle Center Themes: Defined Splenic Center	29
Jupiter Cycle Center Themes: Defined Heart Center	32
Jupiter Cycle Center Themes: Defined G Center	35
Jupiter Cycle Center Themes: Ajna Center	37
Jupiter Cycle Center Themes: Defined Root Center	40
Jupiter Cycle Center Themes: Head Center	43
Jupiter Cycle Center Themes: Defined Throat Center	46
Overview of the Jupiter Cycle Channel Themes	49
Personal Channels	52
Activations of Channel 1057: Perfected Form	53
Activations of Channel 2461: Awareness	58
Activations of Channel 2838: Struggle	63
Activations of Channel 0214: The Beat	70
Activations of Channel 2145: The Money Line	78
Educational Channels	87
Activations of Channel 3536: Transitoriness	88
Introduction to Environmental Gates	97
Environmental Gates by: Head Center	98
Environmental Gates by: Ajna Center	99
Environmental Gates by: Throat Center	101
Environmental Gates by: G Center	105
Environmental Gates by: Heart Center	107



# CONTENTS

---

Environmental Gates by: Splenic Center	108
Environmental Gates by: Sacral Center	110
Environmental Gates by: Solar Plexus Center	112
Environmental Gates by: Root Center	118
The Not-Self: Your Undefined Centers	122
Conclusion	123



## Introduction - The Human Design Jupiter Return

---

The Jupiter Return in Human Design is a significant milestone that occurs approximately every **12 years**, marking the beginning of a new cycle of **growth, expansion, and realignment**. This phase focuses on themes of **purpose, abundance, and opportunity**, encouraging you to reflect on your journey so far and step into a new chapter of life that aligns with your authentic self.

Jupiter, often referred to as the "planet of expansion," invites you to explore how you can grow and evolve in ways that resonate with your design. This cycle offers the opportunity to release outdated patterns, embrace new possibilities, and align with the abundance available to you.

For those around the age of **48-49**, the midlife Jupiter Return often carries extra significance as it coincides with other life transitions, offering a deeper chance to redefine your purpose and expand into greater alignment.

While the Jupiter Return is filled with potential, it also requires discernment. Staying grounded in your **Strategy and Inner Authority** ensures that the expansion you experience is sustainable and aligned with your unique path.

### Themes of the Jupiter Return

The Jupiter Return brings focus to key themes of **growth and alignment**, including:

- **Expansion Through Authenticity:** Exploring areas where you can grow and expand while staying true to your design.
- **Releasing Limiting Patterns:** Letting go of beliefs, habits, or structures that no longer support your purpose or growth.
- **Embracing Opportunity:** Opening yourself to new possibilities for personal, professional, or spiritual growth.
- **Refining Your Direction:** Reflecting on your goals and ensuring they align with your life path and design.

### Center Conditioning and Cycle Themes

**Center Conditioning** plays a key role during the Jupiter Return, influencing how you experience its themes. Defined Centers provide consistent energy that shapes how you process and respond to opportunities and challenges during this time.

The **Cycle Channels, Gates, and Lines** provide additional nuance, highlighting the energy flows and personal growth opportunities that shape your experience of this cycle. These elements reveal where your focus is likely to emerge and where the greatest opportunities for alignment and expansion lie.

### The Cycle of Conditioning: Cross, Profile, and Themes

The Jupiter Return is a **Cycle of Conditioning** that introduces external influences and opportunities to help you align with your purpose and expand authentically.

- **Cycle Profile:** Jupiter brings a conditioned Profile during this cycle, which shapes how external conditioning impacts you. This temporary Profile adds insight into your growth and opportunities without replacing your foundational Profile.
- **Cycle Cross Theme:** The Cross Theme defines the overarching focus and purpose of this period, offering clarity about the lessons and opportunities available to you.
- **Nodal Environment:** The South and North Nodes define the environmental context of your



Jupiter Return. The **South Node Environment** reflects familiar patterns or areas of comfort, while the **North Node Environment** introduces new dynamics that push you toward growth and alignment.

By observing and aligning with these conditioning elements, you can navigate the Jupiter Return with clarity and authenticity, ensuring that your choices reflect your unique design.

### **Embracing the Gift of Your Jupiter Return**

The Jupiter Return is a **profound opportunity** to align with your purpose, embrace abundance, and step into a new phase of growth. It invites you to explore new possibilities, reflect on your journey, and integrate the lessons of the past cycle.

While the Jupiter Return brings opportunities for expansion, it also requires you to remain grounded in your **Strategy and Inner Authority**. By trusting your design and making aligned decisions, you can ensure that the growth you experience is authentic and sustainable.

This is your time to reflect, expand, and embrace the possibilities that lie ahead. By honoring the themes of this cycle, you can step into the next chapter of your life with confidence, clarity, and alignment.



## The Nature of Cycles

Astrological cycles don't "end" in an absolute sense. When one cycle transitions into another, the earlier cycle shifts into the background while its effects and lessons continue to influence you.

For example:

### 1st Saturn Return (Around Age 29-30):

- The 1st Saturn Return marks a major turning point, signalling the end of the first Saturn cycle and the beginning of a new phase of maturity.
- After this, Saturn's influence doesn't disappear—it integrates into your life. It becomes part of your foundation and continues to work in the background as you build on the lessons learned during the first cycle.
- However, its *active* influence fades as other cycles (e.g., Uranus Opposition, Chiron Return) take precedence.

### 2nd Saturn Return (Around Age 58-60):

- The 2nd Saturn Return brings Saturn to the foreground again, revisiting the themes of responsibility, discipline, and life structure.
- While the 2nd Saturn Return is a distinct phase, it builds on the lessons of the 1st Saturn cycle, which has been simmering in the background for decades.
- After the 2nd Saturn Return, Saturn's influence again recedes into the background but continues to shape long-term patterns.

## What About Other Cycles, Like Uranus and Chiron?

The same principle applies:

- **Uranus:** Uranus Opposition (around age 40-42) doesn't mean Uranus disappears after that point. Its themes of freedom and individuality remain, but they shift into the background as other cycles (like Chiron) take precedence. Uranus comes to full completion at the Uranus Return (around age 84).
- **Chiron:** Chiron's influence begins to peak at the Chiron Return (around age 50) and continues in the foreground for many years, but it doesn't "end" until well into old age—for those who live long enough.

## Interlocking Cycles

So, cycles don't "end" in an absolute sense—they overlap and interlock:

- Earlier cycles (like the 1st Saturn cycle) become part of the thematic foundation of your life.
- Subsequent cycles (like Uranus and Chiron) take the foreground, but Saturn's influence remains present in the background.
- These cycles are cumulative and layered—each one builds on the last, creating a lifelong interplay of energies.

## Final Thought:

Think of these cycles like a symphony:

- Saturn might play the dominant melody early on, but as Uranus, Chiron, and other planetary cycles join in, Saturn's melody fades into the background. It's still there, harmonizing with the other instruments, but it's no longer the dominant sound.

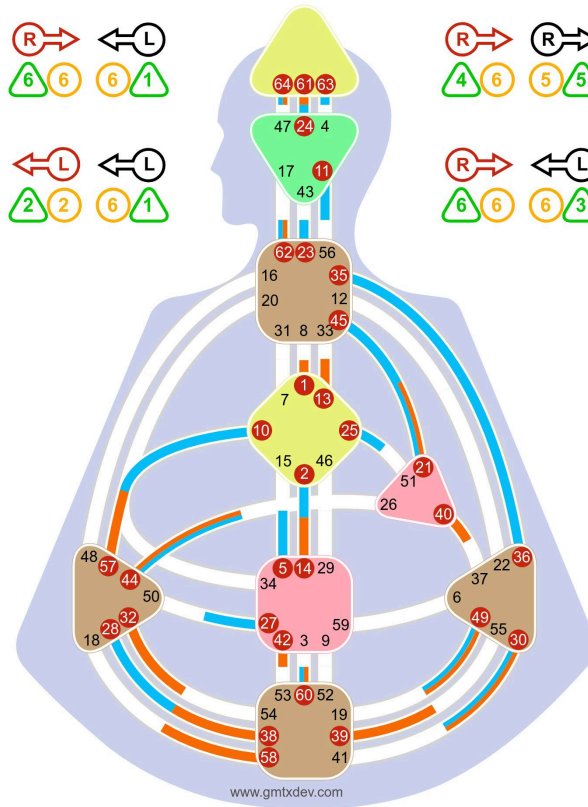


# Your Jupiter 5th Return Chart

**Birth Details:** Craig Fairbrass, 15/01/1964, 12:00:00, London, United Kingdom  
**Jupiter 5th Return:** 02/03/2023, 23:35:16

## Craig Fairbrass

- 32.6 ♀ 61.4
- 42.6 ⊕ 62.4
- 39.6 ♀ 39.2
- 38.6 ♀ 38.2
- 14.5 ☾ 60.6
- 57.1 ♀ 58.1
- 44.3 ♀ 30.4
- ▼ 14.2 ♂ 60.6
- ▲ 21.4 ♃ 21.4 ▲
- 13.4 ♃ 49.4
- ▲ 40.4 ♃ 40.5 ▲
- 1.2 ♀ 1.5
- 64.3 ♃ 64.3



System: Tropical

## Jupiter Return

- 5.3 ☉ 63.1 ▲
- 35.3 ⊕ 64.1
- 24.6 ♀ 27.4
- 44.6 ♀ 28.4
- ▼ 23.5 ☾ 62.2
- 10.1 ♀ 30.6
- ▼ 11.3 ♀ 21.4 ▲
- ▼ 35.6 ♂ 45.4 ★
- 25.1 ♃ 21.4 ▲
- 49.2 ♃ 30.6
- ▼ 2.3 ♃ 2.3 ▼
- ▲ 36.1 ♀ 36.3
- 60.1 ♃ 60.4

### WELCOME

Craig, the chart displayed is your Quantum Jupiter 5th Return. In the left-hand column below your name are the unconscious (Design) and conscious (Personality) Gates, Lines, and Planets. To the right are the Jupiter 5th Return details. Your Foundation Chart details appear to the right of this welcome message, serving as a reminder to always follow your Inner Authority and Strategy.

### FOUNDATION CHART

- Type** Reflector
- Profile** 4/6 - Opportunistic / Role Model
- Strategy** Wait a Lunar Cycle
- Authority** No Inner Authority

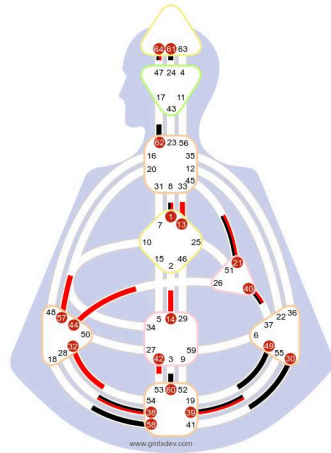




PRINT THIS PAGE

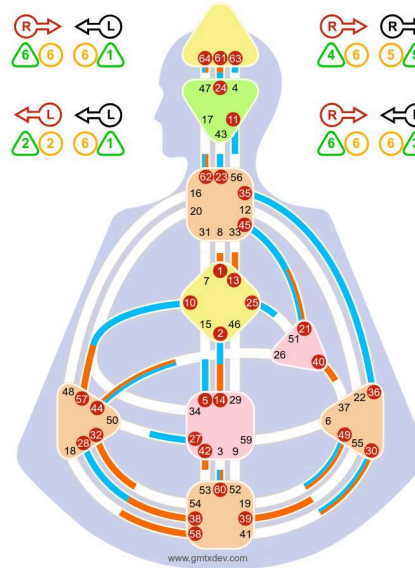
Craig Fairbrass

- 32.6 ♀ 61.4
- 42.6 ⊕ 62.4
- 39.6 ♀ 39.2
- 38.6 ♀ 38.2
- 14.5 ☾ 60.6
- 57.1 ♀ 58.1
- 44.3 ♀ 30.4
- ▼ 14.2 ♂ 60.6
- ▲ 21.4 ♃ 21.4 ▲
- 13.4 ♃ 49.4
- ▲ 40.4 ♃ 40.5 ▲
- 1.2 ♀ 1.5
- 64.3 ♀ 64.3



Definition:  
Triple Split

Personal Channels  
Perfected Form (10-57)  
Awareness (24-61)  
Struggle (28-38)  
Beat (2-14)  
The Money Line (21-45)



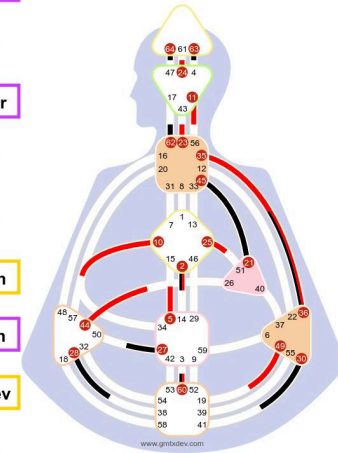
System: Tropical

Connection Channels

Educational Channels  
Transitoriness (35-36)

Jupiter Return

- Pe-Exp 5.3 ♀ 63.1 ▲ Pe-Exp
- Pe-Exp 35.3 ⊕ 64.1 Pe-Exp
- Pe-Dir 24.6 ♀ 27.4 Env
- Env 44.6 ♀ 28.4 Pe-Dir
- Env ▼ 23.5 ☾ 62.2 Env
- Pe-Pn 10.1 ♀ 30.6 Env
- Env ▼ 11.3 ♀ 21.4 ▲ Ed-Pn
- Ed-Pn ▼ 35.6 ♂ 45.4 ★ Pe-Pn
- Env 25.1 ♃ 21.4 ▲ Ed-Dev
- Env 49.2 ♃ 30.6 Env
- Pe-Dev ▼ 2.3 ♃ 2.3 Pe-Dev
- Ed-Dev ▲ 36.1 ♀ 36.3 Ed-Dev
- Env 60.1 ♀ 60.4 Env



Birth Channels

Predictor Keys

Ed-Dev	Educational Developmental
Ed-Dir	Educational Directional
Ed-Pn	Educational Person
Env	Environmental
Pe-Dev	Personal Developmental
Pe-Dir	Personal Directional
Pe-Pn	Personal Person
Pe-Exp	Personal Experimental



## Summary of Jupiter 5th Return Activations & Themes

Planets	Gate	Line	Theme
Sun: Radiance	P 63 - After Completion	1 - Composure	Environmental
	D 5 - Waiting	3 - Compulsiveness	Environmental
Earth: Grounding	P 64 - Before Completion	1 - Conditions	Environmental
	D 35 - Progress	3 - Collaboration	Environmental
Moon: Focus	P 62 - Preponderance Of The Small	2 - Restraint	Environmental
	D 23 - Splitting Apart	5 - Assimilation	Environmental
True Node: Future Direction	P 27 - Nourishment	4 - Generosity	Environmental
	D 24 - Returning	6 - The Gift Horse	Environmental
Mean Node: Past Direction	P 28 - Preponderance Of The Great	4 - Holding On	Directional
	D 44 - Coming To Meet	6 - Aloofness	Directional
Mercury: Communication	P 30 - Clinging Fire	6 - Enforcement	Environmental
	D 10 - Treading	1 - Modesty	Environmental
Venus: Values	P 21 - Biting Through	4 - Strategy	Person
	D 11 - Peace	3 - The Realist	Person
Mars: Maturing Energy	P 45 - Gathering Together	4 - Direction	Person
	D 35 - Progress	6 - Rectification	Person
Jupiter: Law and Protection	P 21 - Biting Through	4 - Strategy	Developmental
	D 25 - Innocence	1 - Selflessness	Developmental
Saturn: Rules and Discipline	P 30 - Clinging Fire	6 - Enforcement	Environmental
	D 49 - Revolution	2 - The last resort	Environmental
Uranus: Unusualness	P 2 - The Receptive	3 - Patience	Developmental
	D 2 - The Receptive	3 - Patience	Developmental
Neptune: Distraction	P 36 - The Darkening Of The Light	3 - Transition	Developmental
	D 36 - The Darkening Of The Light	1 - Resistance	Developmental
Pluto: Truth	P 60 - Limitation	4 - Resourcefulness	Environmental
	D 60 - Limitation	1 - Acceptance	Environmental

P = Personality. This is classified as the conscious side.

D = Design. This is classified as the unconscious side.



## Introduction - The Cycle Cross

Your Cycle Incarnation Cross represents the themes you are here to learn and understand during this period. It highlights the energies influencing your experiences and serves as a blueprint to deepen the impact of your Foundation Incarnation Cross throughout this cycle.

By exploring your Cycle Cross—determined by the positions of the cycle’s conscious and unconscious Sun and Earth—you can uncover the themes and patterns shaping your journey during this time. This understanding provides valuable insights into the core energies, potential challenges, and the lessons you are here to embody in this cycle.

Recognizing and embodying your Cycle Cross can help you identify the obstacles you may encounter, the strengths you can leverage, and how these energies interact with your Foundation Incarnation Cross. This awareness empowers you to navigate life with greater clarity and purpose, aligning your actions with the themes and growth opportunities unique to this cycle.

### Cycle Cross: The Right Angle Cross of Consciousness 1

During this cycle, you embody a powerful combination of energies that shape your life’s lessons and interactions with the world. The Cycle Cross of Consciousness weaves together the mental clarity of the Head and Ajna centers with the experiential wisdom of the Solar Plexus and Sacral centers, creating a unique and potent expression of logic, intuition, timing, and progress. This combination offers you opportunities to explore profound insights, align with life’s rhythms, and create meaningful change.

#### Geometry: Right Angle

Having a Right Angle Incarnation Cross in this cycle means your journey is deeply personal, emphasizing self-exploration and individual experiences. The theme of this cycle revolves around personal growth and self-discovery, guiding you toward a deeper understanding of yourself. This path encourages you to explore your unique talents, desires, and challenges, helping you cultivate a strong sense of identity and purpose.

By focusing on internal growth, you shape your understanding of the world and your place within it, fostering a profound connection with your true self. While your journey centers on personal fulfillment, it naturally influences others. As you pursue your unique path, your authenticity and determination become a source of inspiration to those around you.

By staying true to your path, you embody the power of living in alignment with your true nature. This authenticity not only strengthens your personal journey but also inspires others to embark on their own paths of self-discovery. In this way, your personal growth becomes a catalyst for positive change in the lives you touch during this cycle.

#### Interactions with Your Foundation Cross

If your Foundation Cross is Left Angle (and thus transpersonal): This cycle deepens your understanding of transpersonal themes, offering opportunities to refine and expand your role within the collective.

If your Foundation Cross is Right Angle (and thus personal destiny): This cycle opens you to new transpersonal possibilities, encouraging you to explore how your personal journey intersects with the collective experience.

If your Foundation Cross is Juxtaposed (and thus fixed fate): This cycle introduces you to the essence of transpersonal geometry, allowing you to experience a broader connection to the



collective for the duration of this cycle.

### **Quarter: Initiation (Theme of Mind)**

In the Quarter of Initiation, this cycle centers on the mind and the transformative power of education. This phase emphasizes intellectual growth, the pursuit of knowledge, and the ability to inspire others through the exchange of ideas. It invites you to explore new concepts, expand your understanding, and engage in continuous learning with curiosity and openness.

During this cycle, your journey is one of mental exploration—pushing the boundaries of understanding and fostering innovation. By embracing the themes of this quarter, you align with its purpose: to develop a deeper comprehension of the world, your role within it, and the valuable insights you can contribute.

This quarter encourages you to cultivate a mindset of curiosity, share your discoveries, and inspire meaningful dialogue. Your dedication to learning and sharing knowledge not only enriches your own life but also serves as a beacon for those around you, fostering growth and enlightenment within your community.

### **Cycle Conscious Sun in Gate 63: (The Gate of Doubt)**

During this cycle, you will experience Gate 63's energy, which brings the logical mind's quest for truth and understanding. You may find a natural inclination toward rational thinking and pattern recognition, alongside a deep desire to make sense of the world. This gate encourages questioning and analyzing information to uncover clarity and truth. While doubt may arise, it serves as both a challenge and a tool for deeper inquiry. This energy offers opportunities to embrace the importance of logical processes and the search for understanding during this period.

### **Cycle Conscious Earth in Gate 64: (The Gate of Confusion)**

Gate 64, during this cycle, will bring the experience of abstract confusion and mental pressure. You may feel the tension between seeking certainty and embracing the unknown. This energy creates opportunities to integrate past experiences and remain open to new possibilities. It encourages mental flexibility and challenges fixed ideas, reminding you that confusion can often lead to breakthrough insights. This gate supports your ability to find balance and clarity amidst life's complexities.

### **Cycle Unconscious Sun in Gate 5: (The Gate of Waiting)**

With Gate 5, you will experience an attunement to life's natural rhythms and cycles. This energy brings an innate understanding of timing and the wisdom of patience. You may find yourself naturally aligning with universal patterns, with an instinctive sense of when to act and when to wait. During this cycle, Gate 5's influence allows you to flow with life's timing, creating opportunities for moments of perfect synchronicity and alignment with the natural flow of change.

### **Cycle Unconscious Earth in Gate 35: (The Gate of Change)**

With Gate 35, you will experience a grounding energy that combines waiting with the drive for progress and new experiences. This energy brings opportunities to tap into a deep well of experiential wisdom. You may feel the balance between patience and the pressure for forward movement. Gate 35 supports your desire for evolution and change, offering a foundation of rich life experiences that inform your decisions and understanding during the cycle.

### **Integration of the Cycle Cross**

Your journey during this cycle focuses on embodying the essence of consciousness while navigating its dynamic interplay between logic, intuition, timing, and progress. This cycle encourages you to consciously engage with the logical mind's quest for clarity and understanding, all while staying grounded in life's rhythms and embracing the natural drive for change.



At the same time, this journey invites you to integrate the different aspects of consciousness. You will consciously engage with the world through logical analysis and questioning, while unconsciously aligning with natural timing and the momentum toward evolution. This cross gives you a unique ability to merge abstract thought with practical wisdom, leading to profound insights about the nature of consciousness and reality.

Your path during this cycle is to integrate your conscious logical mind with unconscious experiential wisdom, using your mental clarity to give form to deep intuitive understanding. By doing so, you become a powerful force for understanding and explaining complex patterns, embodying the true essence of consciousness in your approach to life and your interactions with others.

This cycle challenges you to balance and express all aspects of consciousness in a way that is authentic to you and beneficial to the world around you. With the Right Angle Cross of Consciousness, you are not just thinking about consciousness – you are living it. Your integration of logic, abstraction, timing, and progress inspires those around you and contributes to a greater understanding of the human experience.



## Cycle Profile Introduction

---

The cycle profile is determined by the Sun and Earth positions of your Jupiter Cycle. This profile establishes the foundation for the cycle's incarnation cross, representing the themes you are designed to embody and explore during this transformative period.

It's important to note that this cycle profile does not replace your foundational profile. Instead, it introduces an experiential layer of themes that your core profile is designed to engage with, learn from, and evolve through during the Jupiter Cycle. This is a time of deep growth and alignment, as you integrate these new themes into your journey.

### Cycle Profile Theme - 1/3 Profile

In this cycle, you are designed to embody the 1/3 Profile and learn through its unique qualities of investigation and experimentation. The 1/3 Profile brings a natural curiosity and a drive to uncover the foundations of life, urging you to explore, question, and test the structures around you. This cycle invites you to embrace your role as a seeker of truth, someone who learns through trial and error. Every mistake, adjustment, and discovery serves as a stepping stone to building a solid and reliable foundation—not only for yourself but for others as well.

As you move through this cycle, the 1/3 Profile teaches you the value of persistence and resilience. You are here to explore the mechanics of your Cycle Cross theme and uncover its deeper truths by engaging directly with life's challenges. This process may not always be smooth, as growth often comes through the lessons of imperfection. However, it is through this experiential learning that you gain the clarity, stability, and wisdom needed to fulfill your cycle theme.

By embodying and learning about the 1/3 Profile in this cycle, you are designed to develop a deep understanding of both yourself and the world around you. This process is rooted in your ability to investigate, experiment, and refine, allowing you to learn through trial and error. Each experience builds upon the last, creating a solid foundation of knowledge and wisdom. By embracing this journey, you not only enrich your own life but also inspire those around you, demonstrating the profound value of patience, persistence, and discovery.

In this cycle, learning about the conditioning of the 1/3 Profile becomes essential to understanding its nature and purpose. This understanding is the key to unlocking the full potential of your underlying Foundation Incarnation Cross, ensuring its maximum influence. By integrating the themes of investigation, experimentation, and refinement, you align yourself with the deeper purpose of your cycle. This is your opportunity to fully live out the lessons of the 1/3 Profile, weaving them into the greater tapestry of your life's purpose and leaving a meaningful impact on the world.



## Introduction - Your Jupiter Cycle Nodal Environments

---

The Conscious and Unconscious Gates and Lines of the Jupiter Cycle South and North Nodes represent the overarching environmental themes that serve as a backdrop to your Jupiter cycle. These nodes, being oppositions, create a framework within which your Jupiter Cycle plays out. This nodes also bring a direction for the environment subtly emphasizing the South or North Node theme depending on how far you are into the cycle.

The environments shaped by the nodes condition the people around you, meaning you will observe these themes reflected in the behaviors and dynamics of those in your surroundings. The nodes represent a directional influence for the cycle, and these conscious and unconscious directions may become personal or educational for you, depending on the specifics of your Jupiter Cycle. Even if the nodes do not form directional channel themes, they still provide an environmental framework within which your Jupiter Cycle is conditioned to unfold.

### Conscious Nodal Environment: SN Gate 28 / NN Gate 27

Your Jupiter cycle begins with a conscious awareness of the energy of Gate 28 in Scorpio, your Jupiter Conscious South Node. This cycle, the environment around you resonates with themes of impermanence, transformation, and the transitory nature of power and influence. Gate 28, the Gate of the Game Player, is located in the Quarter of Duality and represents the awareness of life's temporary nature and the search for purpose amidst constant change. This energy creates an atmosphere where the rise and fall of power becomes a central theme, revealing the impermanence of external structures.

In this environment, you are deeply attuned to the dynamics of transformation and change. In organizational settings, you observe the shifting tides of authority—how those in positions of power gain and lose influence over time. In community spaces, you notice the ebb and flow of leadership, recognizing the impermanence of social hierarchies. In professional environments, you witness how power structures are constantly in flux, creating both opportunities and challenges. The energy of Gate 28 pulses through these spaces, highlighting the inevitability of change and the need to find purpose beyond temporary circumstances.

This phase immerses you in environments where nothing remains permanent. Like waves crashing against a shore, these spaces are defined by constant movement—sometimes powerful and forceful, sometimes receding and diminished. You encounter this in family systems, social structures, and community organizations, where the rise and fall of influence shapes everything. Your presence in these environments amplifies the potential for insight into life's impermanence, offering opportunities to navigate change with wisdom and resilience.

However, challenges arise for those who resist this environment. Some may fear the loss of power or struggle to embrace the inevitability of change, clinging to structures that no longer serve them. Others may feel purposeless in the face of impermanence, unable to find meaning in the constant flux. The environment calls for the courage to face life's uncertainties and the wisdom to seek purpose beyond external power.

As the cycle progresses, the energy of Gate 27 in Taurus, your Jupiter Conscious North Node, begins to emerge. The environment shifts its focus toward themes of caring, nourishment, and preservation. Gate 27, the Gate of Caring, is located in the Quarter of Initiation and represents the power to enrich life's quality through acts of nurturing and support.

In this environment, you become attuned to the dynamics of care and enrichment. You find yourself in spaces where the quality of life depends on acts of preservation and support. In



personal relationships, you notice how nurturing transforms connections, deepening trust and intimacy. In community settings, you observe how care and attention enhance the overall atmosphere, allowing groups to thrive. In professional environments, you see how a culture of care improves the quality and impact of work. The energy of Gate 27 highlights the transformative power of nurturing, encouraging you to engage with the richness of life through acts of care.

This phase emphasizes the importance of nourishment and preservation. You observe how the absence of care creates imbalance and tension, while its presence fosters growth and vitality. Taurus's grounded and steady energy supports this process, providing a sense of stability and reassurance. The environment calls for a focus on enriching life's quality, asking you to contribute to the well-being of others while also allowing yourself to receive care and support.

However, challenges arise for those who resist this environment. Some may feel burdened by the demands of caring for others, while others may struggle to accept care themselves. This environment requires a balance between giving and receiving, encouraging you to trust in the power of nurturing to create lasting impact.

This cycle's background environment reflects the interplay between the energies of Gates 28 and 27. Early on, Gate 28 creates a space where the impermanence of power and influence becomes evident. The transformative energy of Scorpio fosters resilience, encouraging you to embrace change and seek deeper meaning. As the influence of Gate 27 grows stronger, the environment shifts toward the importance of caring and nourishment. The grounded energy of Taurus supports this transition, providing stability and encouraging acts of preservation and support.

The dynamics in relationships around you also reflect this progression. Early in the cycle, you may notice others grappling with the fear of impermanence or struggling to adapt to the shifting nature of power. Some will embrace the opportunity to transform and grow, while others may resist the inevitability of change. As the cycle unfolds, the influence of Gate 27 encourages deeper connections rooted in care and support. Relationships thrive when individuals are willing to nurture one another, creating a sense of balance and mutual enrichment.

By the end of the cycle, you will have witnessed how the energies of Gate 28 in Scorpio and Gate 27 in Taurus shape the environment and relationships around you. The themes of impermanence and caring invite you to reflect on the balance between navigating life's transitory nature and enriching it through acts of support and nourishment. This Jupiter cycle offers you the opportunity to observe how these energies work together, creating environments where transformation and care lead to profound growth and understanding.

Through these observations, you may gain clarity and inspiration for your own journey. Whether as an observer, participant, or guide, this cycle invites you to embrace the interplay of impermanence and caring, trusting in the power of change and the wisdom of nurturing. The lessons you witness in the interplay of these energies may inspire a deeper appreciation for the transformative potential of the 2827 channel, allowing you to contribute your unique gifts to the world in ways that honor both the impermanence of life and the enriching power of care.

## **Conscious Nodal Line Theme: Fourth Line Jupiter Nodes**

Your perspective on the Gate defined Jupiter Nodal Environments is further shaped by the lines imprinted as part of the Jupiter Environment gates.

In this Jupiter Cycle, your Conscious Nodal Environment is imprinted with Fourth Line themes, inviting you to attune to the energies of connection, influence, and opportunity through relationships. Fourth Lines are naturally attuned to building networks because all their potential flows through the bonds they create. In this cycle, you will consciously resonate with environments





where trust, mutual support, and authentic relationships are key to fostering growth and influence. The Fourth Line is not scattered in its energy; it is highly focused and dedicated to its specific theme, as expressed through the gates of the nodes. This singular focus aligns with the energy of "brotherhood/sisterhood," creating a sense of belonging and shared vision that supports both individual and collective success. You may notice individuals around you who are deeply committed to cultivating opportunities within their networks, leveraging their connections with precision and intent to align with their goals.

The Fourth Line's behavioral archetype is "The Opportunist," reflecting its design to thrive through relationships. For the Fourth Line, everything in life is about who they know, as their potential only fully manifests through the proper network. In this cycle, you may notice individuals in your Jupiter environment who are natural networkers, consistently building and maintaining relationships to open doors of opportunity. However, this relational dedication comes with a duality—the Fourth Line's kindness and generosity are extended to those they trust and value, but they can quickly become cold, detached, or even resentful when trust is broken, or the environment feels unstable. Fatigue is another natural challenge for the Fourth Line, as constant availability to others—especially when it yields no opportunities—can leave them drained and frustrated. This kindness/meanness dynamic reveals how deeply the Fourth Line's energy is tied to the state of their relationships, oscillating between warmth and withdrawal depending on how supported and aligned they feel.

In terms of sharing, the Fourth Line is "The Magnanimous One." There is a grandness to their generosity, but it is not extended to everyone. Their magnanimity is reserved for their friends—the people they are closest to and trust most deeply. While the Fourth Line waits for opportunities to come through their network, the person who provides the opportunity is often overlooked in favor of giving back to their inner circle. Interestingly, this dynamic underscores the kindness/meanness duality; the Fourth Line can be extraordinarily giving and warm with their trusted allies, but distant or indifferent to those outside their inner circle. In this cycle, you may notice individuals who radiate warmth and generosity toward those they trust yet seem to redirect the advantages they've gained to their closest allies rather than those who directly supported them. These dynamics emphasize the importance of trust and alignment in the Fourth Line's sharing process.

In intimate settings, the Fourth Line is "The Companion," approaching intimacy through the foundation of friendship. For the Fourth Line, true intimacy cannot exist without companionship, as they use friendship as a way to establish trust and assess the potential for deeper connections. This archetype is often marked by a certain sneakiness—"Would you like to be friends? I'll be your friend. I'll be the person you can talk to." Beneath this friendliness is a theme of voyeurism, as the Fourth Line observes and evaluates whether the connection is correct for greater intimacy. This kindness/meanness dynamic can also show up in intimacy—when trust is established, the Fourth Line brings warmth and loyalty, but without that foundation, they can withdraw and protect themselves from deeper connections. In this cycle, you may notice individuals who approach relationships with this energy of friendship first, waiting for the right moment to deepen the bond. The process of companionship is essential for the Fourth Line, as it ensures that deeper intimacy is aligned and mutually supportive.

In this cycle, your Jupiter Nodal Environment highlights the Fourth Line's dualities: kindness and meanness, warmth and withdrawal, generosity and fatigue. When aligned, the environment will feel like a space of trust, mutual respect, and harmonious relationships, fostering collaboration and the flow of opportunities for growth and expression. However, when unbalanced, the Fourth Line's energy can become cold or withdrawn, protecting itself from rejection or instability. You will notice individuals who embody the Fourth Line's energy by building strong networks and leveraging their relationships to create opportunities, while also navigating the challenges of relational fatigue and the need for reciprocation. These qualities confirm that you are in the right place and aligned with the right perspective relative to the themes of your Jupiter Nodal gates. By attuning to these



dynamics, you align yourself with a Jupiter environment that values trust, loyalty, and the transformative power of authentic connection.

## **Unconscious Nodal Environment: SN Gate 44 / NN Gate 24**

Your Jupiter cycle begins with an unconscious immersion in the energy of Gate 44 in Scorpio, your Jupiter Design South Node. This cycle, the environment is shaped by the instinctive and intuitive energy of Gate 44, known as the Gate of Alertness. Located in the Splenic Center, Gate 44 governs the recognition of patterns, the ability to assess opportunities, and the building of trust to foster connection and collaboration. This is an unconscious process, where your body aligns with environments that thrive on mutual recognition, instinctive awareness, and the potential for forming successful partnerships.

Gate 44 is part of the Quarter of Duality, where the theme revolves around relationships, partnerships, and connections. In this environment, your body unconsciously participates in the instinctive energy of Gate 44, sensing opportunities for collaboration and success. This is not about forcing connections or consciously seeking out partnerships but rather about being attuned to patterns in the environment and recognizing when and where trust can be built. Without conscious effort, your body resonates with environments that value authenticity, openness, and mutual recognition, fostering spaces where collaboration flows naturally.

The energy of Gate 44 thrives in environments where trust and receptivity are prioritized, such as collaborative workplaces, community initiatives, or relationships where success is built on mutual understanding. Your body unconsciously aligns with these spaces, amplifying the energy of connection and collaboration. The transformative energy of Scorpio enhances this dynamic, creating an environment where deep, meaningful partnerships can emerge. In these spaces, your body instinctively supports the process of building trust and fostering relationships that lead to shared success.

Challenges may arise in the environment when others resist the openness and receptivity required by Gate 44. Your body may unconsciously sense tension in individuals or systems that impose rigid expectations or struggle to embrace the uncertainty of open collaboration. These challenges can disrupt the natural flow of connection, creating resistance to forming authentic partnerships. In such moments, your body instinctively aligns with the environment's deeper rhythms, unconsciously encouraging a more open and trusting dynamic, allowing authentic connections to emerge and thrive.

As the cycle progresses, the energy of Gate 24 in Taurus, your Jupiter Design North Node, begins to emerge. This does not replace the influence of Gate 44 but instead shifts the environment's focus toward mental refinement, clarity, and the resolution of uncertainty. Gate 24, known as the Gate of Rationalization, is located in the Ajna Center and represents the process of revisiting and refining mental patterns in search of understanding. This is an unconscious process where your body aligns with the environment's natural cycles of mental transformation and renewal.

Gate 24 is part of the Quarter of Initiation, where the theme is the initiation of mental transformation—resolving mental chaos into clarity and understanding. In this phase of the cycle, your body instinctively participates in the mental energy of Gate 24, navigating cycles of repetition, refinement, and eventual clarity. This is not about forcing mental breakthroughs or consciously solving problems but rather allowing thoughts to cycle and evolve naturally until clarity arises. Your body becomes attuned to mental rhythms, unconsciously sensing when to engage with mental patterns and when to step back and let the process unfold on its own.

The energy of Gate 24 thrives in environments that support reflection, repetition, and refinement, such as intellectual spaces, contemplative settings, or creative environments where ideas can be



revisited and refined. Your body unconsciously resonates with these spaces, amplifying the energy of mental clarity and renewal. The Taurus energy stabilizes this process, providing a grounded foundation for the cycles of mental transformation to occur. In these environments, your body supports the process of mental renewal, unconsciously influencing the space to embrace patience and trust in the cyclical nature of thought.

Resistance to this energy may arise when individuals or systems struggle with the repetitive nature of Gate 24's cycles. Your body may unconsciously sense frustration from those who grow impatient with the lack of immediate clarity or who attempt to force solutions prematurely. These challenges reflect the lesson of Gate 24: clarity emerges naturally through cycles of repetition and refinement, not through force or impatience. Your body instinctively aligns with the environment's rhythms, supporting the gradual resolution of uncertainty into understanding.

The interplay between Gate 44 in the South Node and Gate 24 in the North Node creates a dynamic environment that balances instinctive collaboration with mental refinement. Early in the cycle, the environment is shaped by Gate 44's energy, where trust, receptivity, and collaboration take center stage. As the cycle unfolds, the influence of Gate 24 grows stronger, shifting the environment's focus toward mental clarity and transformation. Your body unconsciously navigates these shifts, sensing when to engage in the instinctive energy of connection and when to align with the mental cycles of refinement.

This combination of energies highlights the progression from collaborative foundations to mental transformation. The transformative energy of Scorpio enhances your body's ability to engage with others authentically, fostering trust and building meaningful relationships, while the grounded energy of Taurus supports your body's capacity to stabilize and process mental patterns. Your body instinctively understands this interplay, aligning with the environment's shifting needs and supporting both connection and clarity.

The relationships and interactions around you also reflect this progression. Early in the cycle, your body may unconsciously sense others navigating the energy of Gate 44—engaging in trust-building dynamics or struggling with the uncertainty of open collaboration. As the cycle unfolds, the influence of Gate 24 encourages deeper levels of mental refinement and renewal, fostering environments where clarity and understanding arise through patience and repetition.

By the end of the cycle, the interplay between Gate 44 in Scorpio and Gate 24 in Taurus will have shaped the shared environment and the unconscious role your body plays within it. The journey from instinctive collaboration to mental refinement reflects the dynamic progression of the cycle, balancing the connective energy of Gate 44 with the transformative energy of Gate 24. This Jupiter cycle offers your body an opportunity to align more deeply with the rhythms of connection and mental transformation, trusting its instinctive ability to navigate the flow of collaboration and clarity, instinct and thought.

Through this process, your body unconsciously participates in the shared dynamics of the cycle, supporting both trust and understanding in the environment. By embracing the natural flow of these energies, your body contributes its unique gifts to the shared experience of those around you, fostering an environment rich with the potential for connection, clarity, and success.

## **Unconscious Nodal Line Theme: Sixth Line Jupiter Nodes**

Your form's unconscious perspective on the Gate-defined Jupiter Nodal Environments is further influenced by the lines imprinted within the Jupiter Environment gates.

In this Jupiter Cycle, your Unconscious Nodal Environment is imprinted with Sixth Line themes, meaning your body instinctively resonates with the energy of the Role Model and the ongoing



journey of wisdom, integrity, and self-awareness. In this cycle, your body is naturally drawn to environments where individuals are navigating the Sixth Line's life phases: trial and error (ages 0–30), detached observation (ages 30–50), and embodied wisdom (age 50+). Your body feels at ease in spaces where these dynamics are unfolding—where people are making mistakes and learning from them, stepping back to gain clarity, or stepping forward as guiding examples. These environments carry a palpable tension between idealism and realism, and your body instinctively recognizes the Sixth Line's process of balancing these energies in the journey toward becoming a role model.

Your body also aligns with the Sixth Line's duality as both Role Model and Hypocrite. In environments where the Sixth Line energy is present, you may notice individuals striving to embody integrity and live authentically, while others grapple with the pressure of living up to expectations. Your body instinctively resonates with spaces where this tension is active—where people are either learning to integrate their experiences and rise as sources of wisdom or struggling with misalignment and criticism. These dynamics are especially visible in earlier phases of life, where mistakes can lead to external blame or internal doubt. Your body feels secure in environments where the Sixth Line's energy of striving toward integrity is honored, even when individuals falter or stumble along the way.

The Sixth Line's leadership style offers another dynamic your body instinctively tunes into. The Sixth Line leads not by taking center stage but by creating systems, empowering others, and fostering collaboration. Your body feels grounded in environments where this quiet, visionary leadership style is present—where individuals inspire through optimism and grounded practicality, creating sustainable spaces for everyone to thrive. However, your body also recognizes when this leadership becomes unbalanced, such as when individuals detach or become overly idealistic in the face of challenges. In this cycle, as you observe these dynamics, your body will naturally attune to spaces where quiet strength and discernment guide leadership, signaling alignment with the Sixth Line's themes.

The Sixth Line's approach to sharing is another quality your body instinctively resonates with. Your body feels aligned in environments where generosity is purposeful and selective, where individuals invest their time and energy in ways that reflect their values and ideals. These environments feel stable and intentional, as the Sixth Line is naturally discerning in its sharing, ensuring its resources are directed toward meaningful connections. However, your body may also notice when this energy becomes critical or distant—where individuals withhold support even from those who are deserving. These dynamics of selective generosity and grounded sharing confirm that your body is attuned to the Sixth Line's energy, balancing idealism with practicality in its connections.

In the realm of intimacy, your body resonates with the Sixth Line's journey toward ideal connection and alignment. Your body feels at ease in spaces where individuals are navigating this process—learning from early mistakes, withdrawing to reflect, or stepping into wisdom and alignment later in life. You may notice individuals yearning for the perfect connection, whether in relationships, careers, or commitments, or reflecting on earlier choices with a sense of detachment or clarity. These dynamics play out in the Sixth Line's phases: early trial and error, midlife observation, and later-life embodied wisdom. Your body instinctively recognizes these rhythms, feeling secure in environments where people are growing into the wisdom of accepting life's imperfections while maintaining their ideals. By observing these themes, you align with the purpose and perspective of your Jupiter Nodal Environment, attuning yourself to the Sixth Line's energy of growth, authenticity, and embodied wisdom.



## Overview of Jupiter 5th Return Center Themes

---

### Jupiter cycle Theme: Root Center Impacted

#### Themes of Stress, Pressure, and Drive Emerging in this Cycle

In this cycle, with the Root Center temporarily defined in your Jupiter cycle, you may experience a steady and consistent drive to accomplish, act, and manage stress. Tasks that once felt overwhelming could now seem more achievable, as this energy brings a sense of grounded determination and focus. You might feel empowered to handle pressure in ways that feel productive and motivating, giving you the stamina to push through challenges. While this newfound stability is temporary, it offers an opportunity to explore how you relate to stress and pressure, helping you develop greater awareness of your rhythms of productivity and rest. Embrace this energy as a chance to move forward but remember to honor your inner authority to decide when and how to act.

### Jupiter cycle Theme: Sacral Center Impacted

#### Themes of Consistent Energy and Creativity Emerging in this Cycle

In this cycle, with the Sacral Center temporarily defined in your Jupiter cycle, you will notice access to a steady and renewable source of energy, fueling creativity, productivity, and a sense of momentum. Tasks or projects that once felt overwhelming now feel more manageable, as this conditioned energy provides a consistent drive that can help you accomplish and create with greater ease. You may feel a surge of vitality, making it easier to engage with life and take on opportunities that excite you. This is a powerful time to explore how it feels to work with consistent energy and allow it to support your creativity and productivity in fulfilling ways. The energy is here to help you experience what it's like to stay energized and engaged—so enjoy the flow it brings!

### Jupiter cycle Theme: Splenic Center Impacted

#### Themes of Consistent Awareness and Feel-Good Security Emerging on this Cycle

In this cycle, with the Splenic Center temporarily defined in your Jupiter cycle, you have access to a consistent sense of feel-good and real-time awareness, offering heightened security and groundedness. This energy allows you to intuitively sense what feels safe, healthy, and aligned, helping you navigate life with greater ease and confidence. It's a cycle to embrace the present moment, trusting the subtle guidance of your body as it supports your well-being and decision-making. This temporary clarity offers you the opportunity to explore what it feels like to experience consistent awareness, enjoy the comforting sense of security it brings, and flow more effortlessly with life's rhythms.

### Jupiter cycle Theme: Solar Plexus Center Impacted

#### Themes of Emotional Truth and Empowerment Emerging in this Cycle

In this cycle, with the Solar Plexus Center temporarily defined in your Jupiter cycle, you will confront your emotional truth in ways that are both inevitable and empowering. Emotional waves will rise to the surface, bringing moments of clarity, honesty, and self-recognition that allow you to align more deeply with who you truly are. This is a cycle to embrace the courage required to face your feelings head-on, knowing that this process will lead to greater authenticity and freedom. By leaning into this energy, you can transform confrontation into connection—both with yourself and others—and experience the profound empowerment that comes from living in alignment with your truth.

### Jupiter cycle Theme: Heart Center Impacted

#### Themes of Willpower, Self-Worth, or Achievement Emerging in this Cycle

In this cycle, with the Heart Center temporarily defined in your Jupiter cycle, you have the



opportunity to connect deeply with your sense of worth, willpower, and determination. You may find yourself stepping into a new level of confidence, ready to pursue meaningful goals and take bold steps toward achievement. This energy empowers you to make commitments and follow through with purpose, aligning your actions with what truly matters. It's a time to embrace your inner strength, trust in your value, and explore the heights you can reach when you let your drive and determination lead the way. Get ready for a dynamic cycle of growth, material success, and a deeper connection to your inherent worth!

## **Jupiter cycle Theme: G Center Impacted**

### **Themes of Love, Identity or Direction Emerging in this Cycle**

In this cycle, with the G Center temporarily defined in your Jupiter cycle, you have the potential to experience a profound sense of clarity around love, direction, and identity. New opportunities may arise that feel aligned with your deepest self, pulling you toward relationships, paths, or roles that seem like they were made just for you. This energy brings a unique chance to feel a consistent sense of self and purpose, perhaps for the first time in a long while. While this stability is temporary, it can serve as a powerful guidepost, helping you explore what truly resonates with your journey. Get ready to dive into the possibilities of new love, fresh direction, and a deeper connection to who you are meant to be!

## **Jupiter cycle Theme: Throat Center Impacted**

### **Themes of Consistent Communication and Manifestation Emerging in this Cycle**

In this cycle, with the Throat Center temporarily defined in your Jupiter cycle, you will experience a new level of clarity and confidence in how you express yourself. Your words and actions may carry greater impact, drawing others to your voice and inspiring connection, leadership, and creativity. This is a cycle to explore the power of authentic communication and intentional manifestation, knowing that your voice can influence and uplift those around you. By embracing this energy, you can align your expression with your inner truth and use your words to create meaningful change in your life and relationships.

## **Jupiter cycle Theme: Ajna Center Impacted**

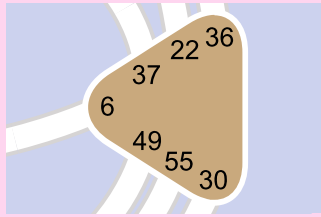
### **Themes of Certainty in Thought Processes and Mental Perspective Emerging in this Cycle**

In this Cycle, with the Ajna Center temporarily defined in your Jupiter cycle, you may experience a newfound sense of consistency in your thought processes. Whether logical, abstract, or individual, your thinking may feel more structured and reliable, giving you the confidence to analyze, form conclusions, and express your ideas with clarity. This temporary definition offers a unique opportunity to explore the power of consistent thought patterns, helping you gain insights, refine your mental focus, and engage with the world in a more intentional way. Enjoy this time of mental clarity and self-assuredness as you navigate the cycle ahead!

## **Jupiter cycle Theme: Head Center Impacted**

### **Themes of Consistent Mental Inspiration Emerging in this Cycle**

In this cycle, with the Head Center temporarily defined in your Jupiter cycle, you have the potential to experience a steady flow of inspiration and mental pressure. Inspirations may come to you with a sense of purpose and direction, allowing you to explore questions and concepts that ignite your curiosity and creativity. This newfound mental consistency can bring focus to areas of your life where you've previously felt scattered or uncertain. While this energy is temporary, it offers a unique opportunity to engage with your thoughts in a more directed and meaningful way. Get ready to embrace this wave of inspired thinking and let it guide you toward insights that matter!



## Jupiter Cycle Center Themes: Defined Solar Plexus Center

### The Mind and Its Illusion of Avoiding Confrontation and Truth

In your Foundation Design, you have an undefined Solar Plexus Center, which means your mind is naturally conditioned to avoid emotional confrontation and truth. The mind's strategy is to sidestep difficult emotions, smooth over conflict, and prioritize harmony by superficially "playing nice"—even at the cost of authenticity. This avoidance creates a false sense of safety but leaves unresolved emotions lingering beneath the surface, creating nervousness, fear, or discomfort that never fully dissipates.

In this cycle, with your Solar Plexus temporarily defined, confrontation becomes inevitable. Emotional truths and conflicts that may have been avoided in the past now rise to the surface, asking to be acknowledged and dealt with. While this might feel uncomfortable initially, it's also profoundly cathartic. Revealing your truth—despite the fear of confrontation—can free you from lingering fears, clear emotional blockages, and bring a newfound sense of empowerment and clarity.

The mind, conditioned by your undefined nature, will likely resist this process. It will try to cling to old avoidance strategies, convincing you to suppress emotions, smooth things over, or avoid confrontation altogether. But this is the mind's illusion. Avoiding confrontation keeps you stuck in fear; while embracing it opens the door to freedom, growth, and a more authentic life.

By standing in your truth—even when it creates temporary discomfort—you open the door to clearing layers of buried emotional "plaque" and stepping into a more authentic, aligned version of yourself. This cycle offers a unique opportunity to transform avoidance into empowerment. Instead of retreating, lean into the process of confronting these truths.

### Experiencing the Defined Solar Plexus Center in the Jupiter Cycle

For this cycle, the defined Solar Plexus Center brings consistent emotional energy into your life, creating a heightened awareness of your feelings and their natural ebb and flow. You'll experience emotions in waves—cyclic patterns of highs and lows that unfold over time.

This cycle teaches you the value of waiting through these emotional waves before taking action. These waves are not inherently yours—they are conditioned by the temporarily defined Solar Plexus and can create a sense of emotional volatility or urgency. Acting impulsively in the heat of these emotional highs or lows can lead to regret or misalignment. By waiting through these waves, you create the space to hear your true inner authority, no longer drowned out by emotional noise.

However, waiting doesn't mean letting the mind creep back in with excuses, like "Oh, we don't need to confront this." The mind, conditioned by your undefined Solar Plexus, may try to avoid confrontation altogether, favoring superficial harmony over real resolution. Better to confront and be wrong than to run and also be wrong. At least when you confront, you give yourself the chance to hear the other person's truth, which can bring clarity and resolution, even if uncomfortable.



At the same time, it's not all about the downsides and confrontation! The defined Solar Plexus also offers an opportunity to experience the richness of emotional highs—the juicy, vibrant feelings that bring passion, creativity, and zest for life. These moments of joy, excitement, and connection can be deeply fulfilling and inspiring. Allow yourself to savor these highs, leaning into the fullness of what it means to feel alive. By embracing the highs without attaching to them, you can enjoy the emotional energy while staying grounded in your inner truth.

Your inner authority—not the emotions from these waves or the avoidance tactics of the mind—is your only real truth. The defined Solar Plexus during this cycle may amplify emotional energy, creating the illusion that you need to act or confront immediately. However, this energy is not your decision-maker. Instead, allow the emotional waves to settle, and then turn to your inner authority to determine if action or confrontation is necessary and aligned. Not every wave requires a response, but when your inner authority signals that confrontation is appropriate, trust yourself to step forward, even if it feels vulnerable.

By waiting for the emotional noise to quiet—and by not letting the mind talk you out of confrontation—you ensure that your actions are guided by clarity, authenticity, and courage. This approach empowers you to engage with honesty and integrity, creating opportunities for connection, understanding, and deeper truths to emerge. And don't forget to enjoy the ride! The highs of the wave can bring joy, passion, and a deeper appreciation for life's beauty. Allow yourself to embrace these moments fully, knowing they are just as much a part of the experience as the lows and challenges.

### **Key Characteristics of the Defined Solar Plexus Center**

- Emotional Waves: Consistent patterns of emotional highs and lows, requiring time to fully experience.
- Emotional Confrontation: The inevitability of addressing emotional truths and conflicts, rather than avoiding them. Facing these moments creates clarity, healing, and empowerment.
- Revealing Your Truth Despite Fear: This cycle challenges you to move beyond fear and speak your truth, even when confrontation feels uncomfortable.
- Emotional Clarity: True clarity comes only after waiting through the entire emotional wave.
- Creative and Passionate Energy: A powerful reservoir of emotional energy that can fuel artistic and expressive pursuits.
- Impact on Relationships: Your emotional aura can influence and amplify the feelings of those around you, especially individuals with undefined Solar Plexus Centers.
- Challenges: The mind's resistance to confrontation, impulsive decisions during emotional highs or lows, and the need to manage the emotional impact on yourself and others.

### **The Benefits of Emotional Confrontation**

The defined Solar Plexus Center offers you a powerful opportunity to confront truths and emotions you've been avoiding. While the process can feel challenging, it's also deeply rewarding.

- Releases Lingering Fear and Nervousness: Avoidance keeps unresolved emotions stuck in your system, creating a persistent undercurrent of fear or discomfort. Confrontation clears this energy, allowing you to feel lighter and more at peace.
- Brings Emotional Clarity: Facing emotions and conflicts directly deepens your understanding of yourself and your relationships, creating a foundation for clarity and alignment.
- Moves Beyond Superficial Harmony: The urge to "play nice" and smooth things over at the expense of truth is replaced with a deeper commitment to authenticity and self-respect.
- Reveals Your Authentic Self: Speaking your truth—despite discomfort or rejection—teaches you to value authenticity over surface-level harmony.
- Improves Relationships: Honest confrontation fosters deeper connections, clearing misunderstandings and creating space for real intimacy and trust.
- Builds Empowerment: Each time you face what you've avoided, you prove to yourself that you can handle emotional intensity, building resilience and confidence.





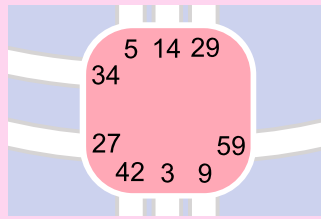
The mind may try to convince you that confrontation is unnecessary, but in reality, it's the key to unlocking a freer, more authentic version of yourself. Embrace this process as a gift, knowing that with each emotional truth you face, you are stepping closer to the life you are meant to live.

### **Closing Thoughts**

The defined Solar Plexus Center in your Jupiter Cycle brings an undeniable richness to your emotional experience, offering you the opportunity to explore emotional depth, creative passion, and authentic self-expression. At the same time, it challenges you to face emotional truths and confrontations head-on, rather than avoiding them.

While this consistent emotional energy can feel empowering and inspiring, remember that it is temporary and conditioned. Observing how the Solar Plexus Center functions during this period offers you the opportunity to gain wisdom about emotional energy and those who consistently experience it. This wisdom allows you to see the importance of waiting for emotional clarity—not because it's your decision-making tool, but because it helps you understand how emotions ebb and flow over time.

As someone with an undefined Solar Plexus, this cycle teaches you to recognize the emotional wave for what it is: a temporary experience that doesn't define you. It allows you to step back and see the truth of emotional energy in others—how feelings fluctuate and how acting impulsively in the heat of the moment often leads to regret. This understanding brings a unique wisdom that helps you navigate emotional dynamics with patience and awareness, without getting caught up in the highs or lows.



## Jupiter Cycle Center Themes: Defined Sacral Center

### The Mind and Its Illusion of Unlimited Energy

In your Foundation Design, you have an **undefined Sacral Center**, meaning your mind is naturally conditioned to push you beyond your limits, constantly questioning whether you're doing or achieving enough. The mind's strategy here is *"Never knowing when enough is enough."* This can create a tendency to overwork, overcommit, or stay in situations longer than is healthy, driven by the mental fear of not doing enough or letting others down.

In this **Jupiter Cycle**, however, your Sacral Center is **defined by cycle conditioning**, giving you temporary access to its consistent, sustainable energy. While this defined energy can feel empowering, it's important to remember that it's not your natural state.

Be cautious—this newfound energy is temporary. The shadow mind **will attempt** to take advantage of it, convincing you to push harder, commit to more, or ignore your natural limits. It will latch onto this defined energy as "proof" that you should always be capable of endless productivity. Because you now have temporary consistency in this center, your mind will also trick you into believing it suddenly knows "when enough is enough." This can lead to abrupt decisions—stopping tasks, projects, or even relationships prematurely—based on a false sense of finality or clarity.

The mind is so clever, yet so misguided. Its illusions often pull you away from your truth. However, your true power lies in observing this dynamic and allowing your **inner authority** to guide your decisions, rather than succumbing to the mind's conditioning. Resist the temptation to overdo, overextend, or cut things off abruptly. Remember that this defined energy is not permanent—it is only present during this cycle of conditioning. Trust your authority to discern when to engage and when to rest, when to continue, and when to let go—even if the mind insists otherwise.

### Experiencing the Defined Sacral Center in the Jupiter Cycle

For this cycle, the defined Sacral Center offers you a taste of its consistent, sustainable energy. This can feel empowering, especially if you've previously struggled with energy limits or burnout. You may notice a natural rhythm of energy emerging, with the ability to work steadily on tasks that excite or fulfill you.

Use this time to explore how this defined energy feels compared to your usual state. Pay attention to your body's signals—does your gut response guide you into tasks that feel satisfying and aligned? Or does your mind try to override this natural energy with unnecessary busyness or obligations?

The defined Sacral Center is also linked to sexuality and creativity. You may experience a stronger connection to your sexual energy or feel inspired to channel this vitality into creative pursuits. However, it's crucial to honor your need for rest and recovery, even with this temporary boost of energy. Sustainable energy doesn't mean infinite energy. Observe how your energy flows during this period and use this awareness to inform how you manage your energy even after the Jupiter Cycle ends.



### Key Characteristics of the Defined Sacral Center

- **Sustainable Energy:** A consistent, reliable source of life force energy for work, creation, and activity.
- **Responsive Nature:** Clarity and action come through responding to life with a gut instinct.
- **Sexual and Creative Energy:** A strong connection to sexuality, reproduction, and creative expression.
- **Impact on Others:** The ability to energize and motivate those around you.
- **Challenges:** Overcommitting or ignoring the need for rest and recovery.

### Understanding the Defined Sacral Center

The Sacral Center is the powerhouse of the bodygraph—home to vital life force energy that sustains work, creativity, and sexuality. When the Sacral is defined, it provides a consistent and renewable source of energy. Only Generators and Manifesting Generators have a **naturally defined Sacral Center**, marking them as the energy builders and doers of society.

In this Jupiter Cycle, however, your Sacral Center is **temporarily defined through cycle conditioning**. This means you have access to a steady and sustainable energy flow during this period, but it is **not your natural state** and **not your inner authority**.

Sacral energy is most effectively utilized when it responds to life through the gut instinct. The Sacral response is visceral and nonverbal—an **"uh-huh" (yes)** feels like excitement, expansion, or a pull toward action, while an **"uh-uh" (no)** feels like resistance, contraction, or disinterest. However, because this energy is conditioned and not part of your innate design, it's essential to temper these responses with your **true inner authority**.

Ask yourself: *Does my inner authority want to use this temporary energy for my purposes?* If yes, then allow the defined Sacral to support you in aligned action. If no, trust your authority to guide you away from commitments or activities that are not correct for you, even if the Sacral energy feels powerful in the moment.

### The Sacral Center and Its Role

The Sacral Center is deeply tied to sexuality and creativity. Those with a naturally defined Sacral often have a consistent connection to these energies, with a natural drive for sexual expression and the ability to channel this vitality into creative endeavors.

While Sacral energy is sustainable and regenerative, it is not infinite. Rest is essential to allow the body to recharge. Unlike undefined Sacral Centers, which can burn out quickly by amplifying the energy of others, defined Sacral beings naturally wake up each day with renewed energy for the tasks and activities that bring them joy.

During this Jupiter Cycle, you may feel energized and productive, but it's important to remember that this is **temporary conditioning**. Use this time to observe how the Sacral Center works and how it influences your energy levels and responses, but always let your true inner authority guide your decisions.

### Sacral Energy and Its Impact on Others

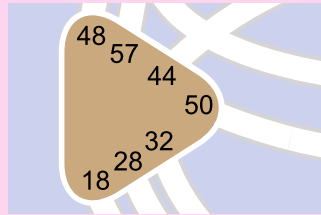
Sacral energy also impacts those around you. People with undefined Sacral Centers may feel energized and motivated in your presence, but it's important to recognize that this energy is not meant to fuel others indefinitely. Likewise, because this energy is conditioned for you, it's not meant to be overused or relied upon as if it were your natural state. **So don't let others identify you as the "powerhouse" because this energy will go away at some point.** Learning to pace yourself and honor your natural rhythms ensures that your energy remains balanced and satisfying.



### Closing Thoughts

The defined Sacral Center in your Jupiter Cycle offers you an incredible opportunity to experience its steady and sustainable energy. While this energy can feel empowering and productive, remember that it is temporary and conditioned. Observing how the Sacral Center functions during this period can help you understand the difference between responding to life with your gut and making decisions based on your **true inner authority**.

Trust your inner authority to guide you in deciding where to invest your energy. Resist the urge to overextend yourself just because the energy is available and avoid treating the Sacral Center as if it were your natural authority. By staying aligned with your design, you can make the most of this temporary definition, gaining valuable insights into your relationship with work, creativity, rest, and satisfaction.



## Jupiter Cycle Center Themes: Defined Splenic Center

### The Mind and Its Illusion of Security and Immediate Clarity

In your Foundation Design, you have an undefined Splenic Center, meaning your mind is naturally conditioned to amplify fears, question your intuition, and seek security in external sources. The mind's strategy here is **“holding on to what is not good for you and unable to let go.”** This can create a tendency to overstay in unhealthy situations, relationships, or environments out of fear of change or losing stability. The undefined spleen can also amplify the fears of others, making it harder to discern what is truly yours versus what you've taken on.

In this Jupiter Cycle, however, your Splenic Center is defined by cycle conditioning, giving you temporary access to its consistent, real-time awareness, which brings a sense of feel-good. While this defined energy can feel reassuring and comforting, it's important to remember that it's not your natural state.

Be cautious—this newfound sense of security is temporary. Your mind will attempt to latch onto it, convincing you that you have a consistent ability to "know" what is safe, healthy, or correct in the moment. Perversely, this newfound security can lead the mind to make reckless decisions—letting go of what *is* good for you while still holding on to what is not good for you. It may try to use this temporary definition to justify impulsive actions or staying in unhealthy situations, feeding into fears or encouraging you to cling to a false sense of security because “you feel good”. Recognizing these mental distortion dynamic is key to staying aligned with your true inner authority.

Your true power lies in observing this dynamic and allowing your inner authority to guide your decisions, rather than succumbing to the mind's conditioning. Resist the temptation to act solely on this conditioned clarity or to make decisions out of fear. This defined energy is not permanent—it is only present during this cycle of conditioning. Trust your authority to help you navigate when to act on real-time awareness, when to let go, or when to embrace change, even if the mind insists otherwise.

### Experiencing the Defined Splenic Center in the Jupiter Cycle

For this cycle, the defined Splenic Center offers you a taste of its consistent, real-time awareness. This can feel empowering, especially if you're used to amplifying fears or struggling with inconsistent clarity. You may notice a stronger connection to your body's sense of what feels safe, healthy, or aligned in the moment.

Use this time to explore how this defined energy feels compared to your usual state. Pay attention to how your body communicates—do you feel a subtle but clear sense of "knowing" in the moment? Does your environment feel more secure, or do you feel more grounded in your health and well-being? While these sensations can feel reassuring, remember that this is temporary conditioning, and your true inner authority remains your ultimate guide.



The Splenic Center is also tied to survival and health awareness. During this Jupiter Cycle, you may experience a heightened sensitivity to your physical health, noticing when something feels "off" or when you're neglecting your well-being. This energy invites you to tune into the present moment—your body knows what it needs right now. However, avoid the temptation to over-identify with these intuitive hits or to make impulsive decisions based on this temporary clarity.

### **Key Characteristics of the Defined Splenic Center**

- **Real-time Awareness:** A steady connection to present-moment clarity and guidance.
- **Health and Well-Being:** Heightened sensitivity to your body's needs and overall health.
- **Fear Awareness:** A subtle but immediate sense of what feels safe or unsafe.
- **Present-Moment Focus:** Guidance that is only relevant to the "now."
- **Challenges:** Overidentifying with the temporary clarity or clinging to false security.

### **Understanding the Defined Splenic Center**

The Splenic Center is the body's oldest awareness center, tied to survival, health, and real-time clarity. When defined, it provides a consistent, immediate sense of what feels safe, healthy, or correct in the moment. This awareness operates only in the present—it doesn't plan ahead or dwell on the past.

In this Jupiter Cycle, your Splenic Center is temporarily defined through cycle conditioning. This gives you access to a consistent sense of real-time awareness and well-being during this period, but it is not your natural state and not your inner authority.

Splenic awareness is subtle and quiet—it speaks only once, and always in the present moment. You may feel an instant sense of "yes" or "no," safety or danger, alignment or misalignment. However, because this energy is conditioned and not part of your innate design, it's essential to temper these instincts with your true inner authority.

Ask yourself: Does my inner authority agree with this intuitive nudge? If yes, allow the defined Splenic energy to guide you into aligned action. If no, trust your authority to guide you away from decisions that may feel instinctively correct but are not aligned with your true self.

### **The Splenic Center and Its Role**

The Splenic Center is deeply tied to survival and health. Those with a naturally defined Splenic Center have consistent access to real-time awareness and a reliable sense of their well-being. They often have a natural ability to assess risks, avoid danger, and stay in tune with their health. While Splenic awareness is steady and reliable when defined, it is not infallible. Even those with a defined Splenic Center must learn to trust and act on their awareness, as the mind often overrides this subtle clarity with fear or doubt.

During this Jupiter Cycle, you may feel more grounded in your health and well-being, with a heightened awareness of what supports your vitality. Use this time to observe how the Splenic Center functions and how it influences your decisions, but always let your true inner authority have the final say.

### **Splenic Energy and Its Impact on Others**

Splenic energy can influence those around you, especially those with an undefined Splenic Center. They may feel more secure, healthy, or guided in your presence, but this is not a responsibility you need to take on. Likewise, because this energy is conditioned for you, it's not meant to be overused or relied upon as if it were your natural state.

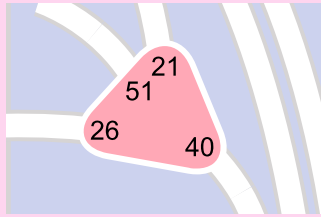
Remember that this temporary energy is here to support your experience, not to create dependence in yourself or others. Learning to pace yourself and honor your inner authority ensures that your energy remains balanced and aligned.



### **Closing Thoughts**

The defined Splenic Center in your Jupiter Cycle offers you an incredible opportunity to experience its consistent, real-time awareness. While this energy can feel empowering and grounding, remember that it is temporary and conditioned. Observing how the Splenic Center functions during this period can help you understand the difference between acting on real-time awareness and making decisions based on your true inner authority.

Trust your inner authority to guide you in deciding where to invest your energy and how to navigate intuitive hits. Resist the urge to over-identify with this temporary clarity or to make decisions based on fear or false security. By staying aligned with your design, you can make the most of this temporary definition, gaining valuable insights into your relationship with health, survival, and present-moment awareness.



## Jupiter Cycle Center Themes: Defined Heart Center

### The Mind and the Illusion of Willpower

In your Foundation Design, you have an undefined Heart Center, which means your mind is naturally conditioned to question whether you are “good enough.” The undefined Heart Center often creates a mental narrative that questions your value or presses you to overcompensate by making promises, commitments, or striving for achievements to validate your worth. This mental pressure may push you to take on more than is necessary or beneficial, simply to prove your reliability, strength, or self-worth to yourself or others.

In this cycle, with your Heart Center temporarily defined, you have access to selective willpower—the ability to push through and apply intense energy to accomplish tasks or goals that matter to you. This is not about sustaining a steady internal drive, as willpower is not designed to be constant. Instead, it’s more like a sprint: a powerful burst of energy that allows you to achieve or hold the line when needed, followed by the necessary rest and recovery. Think of it as climbing a steep mountain—you summon intense energy to push yourself to the top, and once you’re there, you pause, rest, and enjoy the victory and achievement.

This temporary energy brings a sense of confidence and self-worth that doesn’t require external validation, allowing you to commit to goals and promises with clarity and fortitude. However, the mind—conditioned by your undefined nature—may still try to convince you to overcommit or prove yourself unnecessarily. Recognizing this illusion is key to navigating this cycle with balance and alignment.

### The Defined Heart Center: A Cycle of Willpower and Self-Worth

For this cycle, the defined Heart Center brings access to reliable bursts of willpower, determination, and a strong sense of self-worth. This temporary definition allows you to experience the power of selective internal drive—energy that is best used in focused, intentional ways and followed by periods of rest. You may find yourself naturally stepping into leadership roles or inspiring others with your confidence and reliability.

In this cycle, you have the ability to make promises and commitments with greater clarity and follow-through. The defined Heart Center provides the energy to persist through challenges or push through critical moments, helping you accomplish things that align with your values and aspirations. It also amplifies your connection to material success, allowing you to set and achieve goals related to finances, resources, or other tangible achievements.

At the same time, this energy comes with a competitive edge. You may notice a stronger desire to rise to challenges, prove your capabilities, or demonstrate your worth through your actions. While this can feel empowering, it’s important to remain mindful of how you direct this energy. Healthy competition can drive you to excel, but unnecessary comparisons or conflicts could lead to imbalance.





However, it is crucial to ensure that these promises and commitments come from your Inner Authority, not from the mind's tendency to over-promise. The defined Heart is very selective in what it commits to because it understands the importance of delivering on its promises and the potential consequences of falling short.

### **Key Characteristics of the Defined Heart Center**

- **Selective Willpower:** Intense bursts of energy to push through challenges, followed by rest and recovery.
- **Self-Worth and Confidence:** A natural connection to your value, free from the need to chase external validation.
- **Material Success:** Heightened ability to set and achieve goals related to finances, resources, or tangible outcomes.
- **Competitive Edge:** A strong drive to rise to challenges and demonstrate your capabilities.
- **Leadership Potential:** A compelling energy that inspires others through your confidence and reliability.

### **The Mind's Illusions and Potential Challenges**

While the temporary definition of the Heart Center offers powerful energy, it also highlights the mind's conditioned patterns from your undefined nature. The mind may still try to convince you to prove your worth, leading to overcommitment or unnecessary striving. It's important to remember that your worth is inherent and doesn't need to be "proven" through external achievements.

Another potential challenge lies in tying your self-esteem too closely to material success. While the defined Heart Center can amplify your ability to achieve, it's important not to let your confidence become dependent on external outcomes. Recognize that your value is not measured by your accomplishments but by your authenticity and alignment with your true self.

The competitive energy of the defined Heart Center can also become overwhelming if it leads to unnecessary conflicts or pressure to outperform others. Balance your drive with compassion, focusing on collaboration and shared growth rather than comparison or rivalry.

Physically, the Heart Center is connected to the heart, thymus gland, stomach, and gallbladder. Overworking this center through excessive stress or overcommitment can lead to potential physical weakening in these areas. Be mindful of your body's needs and prioritize rest and self-care as part of your journey.

### **How to Navigate the Defined Heart Center**

The defined Heart Center gives you a unique chance to experience the power of selective willpower and self-worth. To make the most of this energy, focus on aligning your drive with goals that truly matter to you. Avoid falling into the trap of overcommitting or taking on too much simply to prove your reliability or worth.

Instead, use this energy to pursue meaningful goals that align with your values and aspirations. Trust in your inherent worth and allow your commitments to come from a place of authenticity, rather than obligation or external pressure.

When your competitive energy arises, channel it into healthy challenges that inspire growth and collaboration. Recognize when competition serves a constructive purpose and when it might be creating unnecessary tension or pressure.

Finally, remember that this energy is temporary and conditioned. Reflect on what this cycle teaches you about willpower, self-worth, and the balance between drive and rest. Use these insights to cultivate a more balanced approach to your goals and relationships, even after the definition fades.

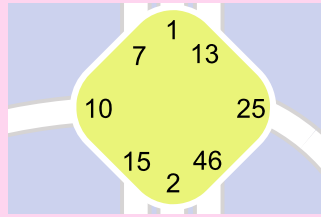


### **Closing Thoughts**

The defined Heart Center in your Jupiter Cycle offers you a powerful opportunity to experience the bursts of willpower, confidence, and self-worth. This is a time to embrace your determination, pursue meaningful goals, and inspire others through your example.

At the same time, it challenges you to remain mindful of balance—avoiding overcommitment, unnecessary competition, or tying your value to external outcomes. Trust your inner authority to guide you as you navigate this cycle, using the energy of the defined Heart Center to align with your highest aspirations.

By observing how this temporary definition functions, you gain valuable wisdom about willpower and self-worth, allowing you to cultivate a more balanced and empowered approach to life. Let this cycle be a time of growth, empowerment, and success, grounded in the understanding that your true worth is inherent and doesn't need to be proven.



## Jupiter Cycle Center Themes: Defined G Center

### The Mind and the Illusion of Consistent Direction

In your Foundation Design, you have an **undefined G Center**, meaning your mind is naturally conditioned to seek love, direction, and identity from external influences. The mind's strategy in this center is *"Always looking for love, direction, and identity."* This openness often leads to the mind attempting to make decisions based on the shifting energies of your environment, amplifying the influence of people, places, and experiences around you.

However, in this Jupiter Cycle, the **G Center is defined**, temporarily creating the sensation of a consistent identity and direction. This can feel grounding and even exciting, as your mind is likely to latch onto this newfound sense of stability and clarity.

Be mindful, though—this is a bit of a catch-22. The shadow mind, which responds to conditioning in undefined centers, will try to seize control of your decision-making during this period, using the temporary stability of the defined G Center as justification. It may convince you that this sense of identity and direction is something you must hold onto or act upon. However, it can also lead you to over-identify with this temporary stability, seeking to lock it in as permanent, even when it's not truly aligned with your path.

It is your role as the **passenger witness** to observe this tendency, recognize it for what it is, and step back. Only your **inner authority** is equipped to make reliable decisions for you. This process requires awareness: noticing when the shadow mind is attempting to take over and consciously allowing your inner authority to guide the way instead. Resist the temptation to impulsively jump into a new direction, love, or role simply because it feels good or seems clear. This is **cycle conditioning**. It might be for you, but it also might not be for you—your mind has no way of knowing. Only trust your inner authority to discern whether any emerging direction is truly for you.

### Experiencing the Defined G Center in the Jupiter Cycle

For this cycle, the defined G Center offers you a temporary experience of its energy. While this can feel comforting and empowering, it is important to remember that this stability is not your natural state. Your openness in this area allows you to deeply experience and reflect the love, direction, and identity of others. In this Jupiter Cycle, however, you may feel as though you know exactly who you are and where you're headed.

Use this period as an opportunity to observe the characteristics of a defined G Center without becoming attached to them. Notice the consistent sense of self and direction and reflect on how this differs from your usual fluidity in this area. Pay attention to how the mind reacts—does it cling to this temporary stability or attempt to control the narrative?

Stay grounded in your **inner authority**, which remains your only reliable guide for making decisions during this time. Observe this new experience of stability and let it inform your understanding of yourself, but do not allow it to define you or push you into actions that are not aligned with your design.



### Key Characteristics of the Defined G Center

- **Fixed Identity:** A consistent, stable sense of self and purpose.
- **Direction and Love:** A natural connection to universal love and a clear path in life.
- **Guidance for Others:** The ability to influence others' sense of direction and identity.
- **Challenges:** Potential inflexibility or resistance to change when growth is required.

### Understanding the Defined G Center

When the **G Center** is defined, it represents a fixed, stable connection to love, direction, and identity. Unlike the undefined G Center, which is open to external influences and fluctuates based on the environment, the defined G Center offers a reliable sense of self. This definition provides clarity about who you are, where you're going, and what you're meant to experience.

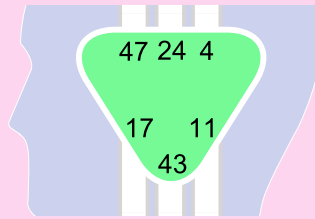
This stability brings with it a natural sense of self-love and an ability to radiate love outward to others. It is not the romantic or passionate love of the heart, but rather a universal love—a sense of connection to all things. Those with a defined G Center are often seen as beacons of guidance for others, especially for those with undefined G Centers. They provide a sense of direction and identity that others may lack, helping them feel anchored and aligned.

However, this defined energy also has its challenges. The stability of the G Center can lead to **inflexibility**. A deeply fixed sense of self and direction may make it difficult to adapt when life demands change or growth. This rigidity can cause resistance to evolving circumstances, particularly when external events challenge the established identity or path.

### Closing Thoughts

The defined G Center in your Jupiter Cycle invites you to explore the experience of stability and consistency in love, direction, and identity. While this energy can feel empowering, remember that it is temporary. Use this time to observe how a fixed G Center feels but remain cautious about letting the mind take control or make decisions based on this temporary definition.

Trust your **inner authority** to guide you, allowing the G Center's energy to enrich your experience without becoming a source of attachment or misdirection. By staying aligned with your design, you can make the most of this temporary energy while remaining rooted in your natural openness and adaptability.



## Jupiter Cycle Center Themes: Ajna Center

### The Mind and Its Illusion of Certainty and Rigid Thinking

In your Foundation Design, you have an undefined Ajna Center, which means your mind is naturally conditioned to explore, question, and adapt to various perspectives. The shadow mind strategy of the undefined Ajna is "**pretending to be certain out of fear of intellectual embarrassment.**" This can create mental pressure to provide answers, form strong opinions, or appear confident in your conclusions, even when clarity is absent. The undefined Ajna thrives in openness, but when conditioned, it clings to the illusion of certainty, amplifies the ideas and opinions of others, and struggles to remain neutral in the face of uncertainty.

In this Jupiter Cycle, however, your Ajna Center is defined by cycle conditioning, giving you temporary access to a consistent and reliable mental framework. This defined Ajna energy provides a sense of intellectual certainty and stability, allowing you to form clear opinions, analyze concepts with confidence, and feel mentally grounded. While this can feel empowering compared to your usual state, it's important to recognize that this consistency is not your natural design.

Be cautious—this newfound mental clarity is temporary. Your mind may attempt to latch onto this sense of certainty, convincing you that you "know" or that your beliefs are absolute and unchanging. This can lead to rigidity in thinking, over-identification with opinions, and difficulty adapting to new perspectives, even when they are more aligned with your truth. The underlying **fear of being uncertain** can still arise, driving you to cling to ideas or conclusions to avoid discomfort. The tendency to justify or rationalize your thoughts may also increase during this time, creating unnecessary mental stress.

Your true power lies in observing these dynamics and allowing your inner authority to guide your decisions. Resist the temptation to rely solely on this conditioned mental framework or to overthink and intellectualize every situation. Remember, this defined energy is not permanent—it is only present during this cycle of conditioning. Trust your authority to help you navigate when to act on mental clarity and when to release attachment to ideas that no longer serve you.

### Experiencing the Defined Ajna Center in the Jupiter Cycle

For this cycle, the defined Ajna Center offers you a taste of **consistent thought processes**. You may notice that your mind feels more structured and capable of thinking things through in a steady, reliable way. Depending on the specific definition, you might find yourself leaning toward a logical, abstract, or individual way of processing information. This consistency can feel empowering, especially for research, analysis, or working through complex ideas.

However, for someone with an **undefined Ajna**, this temporary definition can bring the illusion of mental certainty. You may suddenly feel confident in your opinions or conclusions, even defending them strongly, only to later find that they no longer resonate when the definition fades. This can lead to feelings of embarrassment or discomfort, especially if you've overcommitted to a particular perspective or belief that isn't truly yours.



The undefined Ajna naturally thrives in openness, with the ability to explore a variety of perspectives without needing to hold onto any one conclusion. During this Jupiter Cycle, however, the defined Ajna's consistent thought processes may make you feel as though you "know" something with certainty. While this can be a valuable experience, it's important to remain aware that this mental clarity is temporary and conditioned. It's not your natural state, and it's okay to let go of ideas or conclusions that no longer serve you when the definition fades.

This temporary consistency is a great opportunity to explore how a defined Ajna functions, but it's also a time to observe how you may over-identify with certainty or feel pressured to defend your thoughts. By staying aligned with your inner authority, you can navigate this period without getting stuck in ideas that might later feel limiting or out of alignment.

### **Key Characteristics of the Defined Ajna Center**

- **Consistent Mental Framework:** A steady ability to process, analyze, and form conclusions.
- **Authority in Focused Areas:** Greater confidence in expressing ideas and opinions.
- **Capacity for Learning and Retention:** Enhanced ability to retain information and apply it effectively.
- **Mental Pressure:** A tendency to overthink or rationalize thoughts.
- **Challenges:** Rigidity in thinking and difficulty adapting to new perspectives.

### **Understanding the Defined Ajna Center**

The Ajna Center is the center of mental activity, responsible for processing information, analyzing concepts, and forming beliefs. When defined, it provides a consistent and reliable mental framework, allowing for structured thinking and intellectual authority. However, this consistency can also lead to stubbornness, inflexibility, and over-identification with ideas.

In this Jupiter Cycle, your Ajna Center is temporarily defined through cycle conditioning. This gives you access to a stable mental framework during this period, but it is not your natural state and not your inner authority.

Defined Ajna energy operates with a sense of certainty, which can be both empowering and limiting. You may feel confident in your ideas and able to articulate them clearly, but this can also create a false sense of intellectual superiority or a reluctance to consider alternative viewpoints.

Ask yourself: Does my inner authority agree with this mental conclusion? If yes, allow the defined Ajna energy to support your clarity and confidence. If no, trust your authority to guide you away from rigid thinking or over-identification with temporary beliefs.

### **The Ajna Center and Its Role**

The Ajna Center plays a key role in how we process thoughts, form beliefs, and conceptualize ideas. Those with a naturally defined Ajna have consistent access to structured mental clarity and often excel in areas requiring critical thinking, analysis, and problem-solving.

However, even those with a defined Ajna must remain open to adapting their beliefs and ideas over time. Intellectual certainty can create blind spots, leading to missed opportunities for growth and understanding.

During this Jupiter Cycle, you may feel more confident in your ability to analyze and articulate your thoughts. Use this time to observe how the defined Ajna functions and how it influences your mental processes. Let this experience teach you about the difference between acting on mental clarity and staying aligned with your true inner authority.

**Ajna Energy and Its Impact on Others**

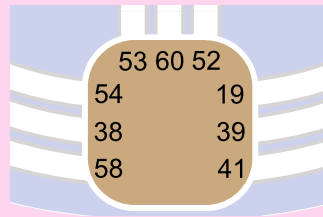
The defined Ajna can influence those around you, especially those with an undefined Ajna Center. They may feel drawn to your mental clarity and confidence, but this is not a responsibility you need to take on. Likewise, because this energy is conditioned for you, it's not meant to be overused or relied upon as if it were your natural state.

Remember that this temporary energy is here to support your experience, not to create dependence in yourself or others. By staying aligned with your inner authority, you can use this defined energy to explore your mental processes without losing sight of your true self.

**Closing Thoughts**

The defined Ajna Center in your Jupiter Cycle offers you an opportunity to experience consistent mental clarity and analytical ability. While this energy can feel empowering, it is important to remember that it is temporary and conditioned. Observing how the Ajna Center functions during this period can help you understand the difference between mental certainty and true alignment with your inner authority.

Trust your authority to guide you in deciding which beliefs to hold onto and which to release. Resist the urge to over-identify with this temporary clarity or to cling to rigid thinking. By staying aligned with your design, you can make the most of this temporary definition, gaining valuable insights into your relationship with mental clarity, belief systems, and the evolving nature of knowledge.



## Jupiter Cycle Center Themes: Defined Root Center

### The Mind and the Illusion of Consistent Drive

In your Foundation Design, you have an **undefined Root Center**, meaning your mind is naturally conditioned to respond to external pressures and stress. Remember the mind's strategy related to this center: it is *"Always in a hurry to get rid of stress and pressure."* Your openness here also amplifies conditioning when you receive it, causing the mind to react to this pressure, constantly feeling the need to act, move, or accomplish in response to outside influences.

However, in this Jupiter Cycle, your **Root Center is defined**, temporarily creating a consistent and stable connection to stress, pressure, and adrenaline. This shift may feel grounding and empowering, as you experience a new sense of control over your drive and productivity.

Be mindful, though—this can also be a subtle trap for the shadow mind. The mind, conditioned to react to external pressure, may now latch onto this temporary stability and try to push you into overcommitment or unnecessary action. It may tell you that you *must* respond to this pressure by acting or completing tasks to relieve it. It may also feel in control of this pressure and decide to do nothing when you should be acting!

However, this is a form of **cycle conditioning** and is temporary. While this energy may feel consistent, comfortable, or productive, it's crucial to remember that this is not your natural state. Your **inner authority** is the only reliable guide for making decisions based upon this conditioning and determining when you should or should not act. The mind will always give you reasons to act—or not—based on this outside conditioning. But if you heed the mind's reasoning, you are not in control of your life anyway. The conditioning is controlling you.

Resist the temptation to rush into action or overextend yourself. Instead, observe how this defined Root energy feels, and let your **inner authority** decide when and how to act. The Root's pressure is powerful, but not everything it pushes you toward is truly aligned with your path.

### Experiencing the Defined Root Center in the Jupiter Cycle

For this cycle, the defined Root Center offers you stable and consistent access to its energy. It also means that you will be under pressure in this Jupiter Cycle. You may experience a newfound ability to manage stress and pressure in a way that feels productive and empowering. Tasks that once felt overwhelming may now seem manageable, as you're equipped with a steady drive to complete and accomplish. You may also feel more comfortable taking initiative, starting new projects, or finishing tasks that have been lingering.

Use this cycle to observe the qualities of a defined Root Center without becoming attached to them. Notice how this stable pressure feels compared to your usual experience of amplifying external stress. Pay attention to how the mind reacts—does it try to control the narrative by urging you to act or overcommit? Or does it suddenly try to slam on the brakes?





Stay grounded in your **inner authority**, which remains your only reliable guide for decisions and movement. This is also a powerful period to recognize that while the Root's pressure can be motivating and productive, it can also lead to burnout if left unchecked. Use this energy wisely, honoring your natural rhythms of action and rest. While this energy feels consistent, be sure to listen to your body and mind's signals, as burnout can creep in subtly when you're working with Root pressure.

### Key Characteristics of the Defined Root Center

- **Consistent Pressure:** A steady drive to accomplish, act, and finish tasks.
- **Stress Management:** A natural ability to handle stress and use it as a catalyst for action.
- **Adrenaline Energy:** Access to bursts of energy for quick actions or starting new projects.
- **Cycles of Productivity and Rest:** Recognizing the need to alternate between pushing hard and stepping back to recharge.
- **Influence on Others:** Those with an undefined Root may feel amplified pressure or urgency in your presence, as your defined Root activates their sense of stress.

### Understanding the Defined Root Center

The **Root Center** is the epicenter of stress, pressure, and adrenaline in the Human Design system. It is the most powerful motor center in the bodygraph, so potent that its energy cannot directly influence the Throat Center. Instead, it must flow through other centers before reaching the Throat. This dynamic center applies pressure to move, act, accomplish, and finish tasks, propelling your life forward.

With the **Root Center defined**, you have consistent access to its energy and qualities. This means you feel a steady drive to get things done and often experience an innate urge to complete tasks or make progress. This energy can be highly productive, pushing you to succeed in various areas of life.

Since the Root Center is associated with stress, having it defined usually means you have your own way of handling pressure. You may view stress as a normal part of life, using it as a catalyst for action rather than something paralyzing. This ability can make you appear calm and capable under pressure, even in situations that would overwhelm others.

A defined Root Center also influences others with an undefined Root, activating their sense of pressure or urgency when you're around. Your stable energy can push them into action or make them feel stressed, even if the pressure isn't theirs to act on.

Connected to adrenaline, the Root Center provides energy bursts for quick actions or starting new projects, as well as the stamina needed for long-term efforts. However, this energy operates in cycles. While you can push hard and be highly productive, it's essential to recognize when it's time to pause and recharge.

### Potential Challenges

One of the challenges of having a defined Root Center is the tendency to become overcommitted or to rush into things because of the constant internal pressure. The steady drive to act can sometimes create a sense of urgency that isn't necessary, leading to burnout or hasty decisions.

It's also important to remember that the Root Center does not operate in isolation. Its energy is influenced by connections to other centers, gates, and channels in your bodygraph. For example:

- If the Root is connected to the **Solar Plexus**, the pressure may drive emotional stability or creative expression.
- If it's connected to the **Spleen**, the pressure may manifest through instinctive awareness or ambition.

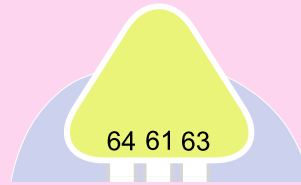


Understanding how the Root interacts with the rest of your design can help you better manage its energy and avoid unnecessary stress.

### **Closing Thoughts**

The defined Root Center in your Jupiter Cycle invites you to explore the experience of consistent drive, productivity, and stress management. This energy can feel empowering and motivating, helping you accomplish tasks and make progress in areas that matter to you. However, it's essential to remain cautious about letting the mind take over or allowing the Root's pressure to push you into overcommitment.

Trust your **inner authority** to decide when and how to act and honor your natural rhythms of action and rest. By doing so, you can make the most of this dynamic energy without letting it overwhelm you.



## Jupiter Cycle Center Themes: Head Center

### **The Mind and Its Illusion of Inspirations that matter**

In your Foundation Design, you have an undefined Head Center. This makes you naturally open to absorbing and amplifying the mental pressures, questions, and inspirations of others. This openness allows you to explore a wide range of ideas, but it can also lead to mental overwhelm and distraction if you fixate on thoughts or questions that aren't truly meaningful to your path. The shadow of the undefined Head Center is becoming preoccupied with "thinking about things that don't matter to you," leading to unnecessary pressure as you try to resolve problems or pursue ideas that aren't aligned with your truth.

In this cycle, your Jupiter Cycle brings a significant shift. Your Head Center is temporarily defined, granting you consistent and steady access to mental inspiration and pressure. Instead of being influenced by external mental energy, you may find that ideas and questions arise from an internal source, creating a sense of clarity and focus. This defined energy can feel empowering, offering you the opportunity to engage with intellectual pursuits, creative projects, or meaningful questions with a level of consistency that is not typical for your design.

However, the defined Head Center also introduces challenges. Its steady flow of mental pressure may tempt you to resolve every question or pursue every idea that arises, even when they aren't truly important. This can lead to overthinking or becoming stuck in mental loops. It's crucial to remember that this energy is not your natural state—it is temporary and conditioned. By observing how it influences your thoughts and inspirations, you can learn to work with this energy without becoming overwhelmed by it.

This period offers a unique opportunity to explore how the defined Head Center operates. You can gain valuable insight into the relationship between mental clarity, inspiration, and pressure. By staying connected to your inner authority, you can discern which ideas are worth pursuing and which are best left to pass through without attachment.

### **Experiencing the Defined Head Center in the Jupiter Cycle**

During this cycle, your defined Head Center provides a steady stream of mental energy, giving you the ability to focus on meaningful questions and ideas with clarity and consistency. This can feel like a welcome change from the openness of your undefined Head, which is typically more influenced by the mental pressures of others. The defined energy allows you to engage with your own internal inspirations, giving you more control over where your thoughts and mental energy are directed.

This consistency can be particularly productive, as it allows you to sustain your attention on intellectual or creative pursuits. Whether you're solving complex problems, exploring deep questions, or working on long-term projects, the defined Head Center supports your ability to engage deeply and focus on what truly matters to you.



At the same time, the defined Head Center also creates a constant mental pressure that can feel relentless. You may feel compelled to resolve every thought or act on every idea, even when they don't align with your priorities. This can lead to mental fatigue, overthinking, or becoming stuck in rigid patterns of thought. To navigate this energy effectively, it's important to discern which thoughts are worth pursuing and which can be released. Not all mental pressure requires action, and not every question demands an answer.

Your natural state is one of openness, where ideas can come and go freely without attachment. This temporary definition gives you a chance to experience a different way of relating to inspiration, but it's essential to remember that this is not your default energy. Use this time to observe how a defined Head Center functions but remain grounded in your inner authority to avoid becoming overwhelmed by the mental pressure.

This period invites you to practice discernment. While the defined Head Center provides clarity and focus, it's your inner authority that will guide you toward the thoughts and ideas that are truly aligned with your path. By trusting your inner guidance, you can make the most of this energy while avoiding the traps of overthinking or unnecessary mental strain.

### **Key Characteristics of the Defined Head Center**

- Consistent inspiration: A steady and reliable flow of thoughts, questions, and ideas arising internally.
- Mental pressure: A constant drive to think, analyze, and explore intellectual challenges.
- Clarity and focus: Enhanced ability to engage deeply with meaningful pursuits.
- Potential challenges: Increased risk of overthinking, fixation, or falling into repetitive mental loops.
- Impact on others: The ability to inspire and motivate those with undefined Head Centers through your stable mental energy.

### **The Role of the Defined Head Center**

The Head Center is the source of mental inspiration, generating questions and fueling intellectual exploration. When defined, it creates a reliable flow of ideas that can be channeled into problem-solving, contemplation, or creative projects. This consistency can feel empowering, as it provides clarity and focus that allow you to engage deeply with important topics or questions.

During this Jupiter Cycle, the temporary definition of your Head Center gives you a chance to experience how it feels to generate mental inspiration from within. You may feel less influenced by external mental pressures and more grounded in your own thoughts and ideas. This can be a powerful time to explore intellectual or creative potential, diving into questions or projects that require sustained focus and attention.

However, this energy also brings challenges. The constant pressure of the defined Head Center may lead to over-identification with certain ideas or a compulsion to resolve every question, even when it isn't necessary. This can result in mental rigidity or stress if you don't remain mindful. It's important to recognize that this energy is temporary and conditioned, and it doesn't define who you are. Use it as a tool for exploration, but don't let it control your actions or overwhelm your mind.

### **Navigating the Influence of the Defined Head Center**

Your defined Head Center may also influence those around you, particularly individuals with an undefined Head Center. Your consistent mental energy can inspire others, helping them find clarity or focus when they feel mentally scattered. However, it's important not to take on their mental pressures or feel responsible for resolving their questions. Likewise, be mindful of not internalizing their mental energy, as this is a time to focus on your own process of exploration and understanding.

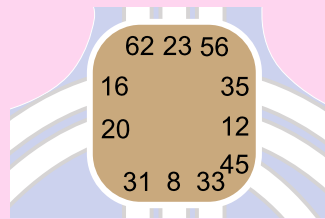


This temporary definition is an opportunity to observe how inspiration and mental pressure interact within you. Let it show you the difference between ideas that truly matter and those that are fleeting distractions. By staying grounded in your inner authority, you can navigate this energy with balance and ease, using it to gain clarity and insight without becoming overwhelmed.

### **Closing Thoughts**

The defined Head Center in your Jupiter Cycle offers a unique opportunity to experience consistent mental clarity and focus. This energy can feel productive and empowering, but it's important to remember that it is temporary and conditioned. Not every thought or question requires your attention, and not every idea needs to be resolved. By trusting your inner authority, you can navigate this time without falling into the trap of overthinking or mental exhaustion.

This period is an opportunity to refine your relationship with inspiration and mental pressure. Use this energy to explore meaningful ideas, letting go of those that do not serve you. By doing so, you can make the most of this temporary definition, gaining valuable insights into how mental consistency and inspiration flow through you.



## Jupiter Cycle Center Themes: Defined Throat Center

### The Power of Communication, Manifestation, and Recognition

In your Foundation Design, you have an undefined Throat Center, meaning your communication and manifestation are not consistent or fixed. Instead, they are shaped by the people and environments around you. This openness is a gift, allowing you to adapt your voice to suit different situations and audiences. However, it can also lead to a tendency to seek attention or recognition, which may not always align with your authentic self.

The undefined Throat Center often operates under the mind's strategy of "seeking to be noticed." This can show up in different ways, such as:

- Over-speaking or dominating conversations to ensure your presence is acknowledged.
- Acting in exaggerated or unusual ways to stand out.
- Wearing bold, attention-grabbing clothing or adopting unique styles that may not reflect your true self.
- Retreating into silence, using it as a tool to create mystery or provoke curiosity.

These behaviors stem from the mind's belief that being seen or heard is necessary to prove your value. This can cause you to overcompensate, trying to control how others perceive you.

Understanding that this is a conditioned response—and not an expression of who you truly are—can help you move beyond these patterns.

### The Shift to a Defined Throat in Your Jupiter Cycle

During this Jupiter Cycle, your Throat Center is defined through cycle conditioning, giving you temporary access to consistent energy for communication and manifestation. This change can feel empowering, as the clarity and confidence of a defined Throat allows you to channel your voice with greater authority. You may notice that your words carry more weight, that others seem to listen more intently, and that you can express yourself without second-guessing or hesitating.

This energy brings a noticeable shift: rather than adapting your voice to your environment, your communication may feel more direct and purposeful. You might feel a stronger pull to speak up, take center stage, or initiate action. While this can feel exciting, it's important to remember that this defined energy is not your natural state. Over-identifying with it could lead to misalignment, especially if you begin to rely on this temporary consistency as part of your identity.

### The Channel Activating the Throat Defines the Tone

The channel(s) defining your Throat Center during this Jupiter Cycle shapes how this communication and energy manifests. Each channel brings its own distinct theme and focus, which will temporarily influence the tone and style of your communication and action. This energy has the potential to dominate your expression during this period, giving your communication a consistency and clarity that you may not typically experience.



The themes of the activated channel will influence not only how you express yourself but also how others perceive you. This can amplify your ability to connect, lead, or inspire, but it may also introduce challenges if expressed in a way that feels misaligned or overly forceful.

By understanding the specific channel defining your Throat (which will be explored later in the report), you can gain deeper insight into how this energy is influencing your communication throughout the cycle.

### **Throat Energy and Its Impact on Others**

Throat energy is highly influential, and during this Jupiter Cycle, you may notice that others are drawn to your words or actions. People may look to you for guidance, leadership, or inspiration. This defined energy can create a magnetic quality, where your words and presence naturally attract attention and influence.

While this can feel empowering, it's vital to remain aware that this energy is conditioned for you—it is not your natural state. Be mindful of how you use your voice and actions to impact others. Avoid falling into the trap of over-identifying with this temporary energy or allowing others to place expectations on you that do not align with your true self.

Use this energy thoughtfully, ensuring that your communication and actions remain aligned with your inner authority. By doing so, you can make a powerful impact without losing sight of your authentic self.

### **Avoiding the Pitfalls of Temporary Definition**

When the Throat Center is defined, it can be tempting to lean into this energy in ways that aren't aligned with your design. The mind may try to take advantage of this temporary consistency by pressuring you to:

- Speak impulsively or without clarity.
- Over-commit to speaking engagements, projects, or responsibilities.
- Initiate action like a Manifestor, going against your inner authority.
- Rely on your voice for validation or recognition, seeking approval through what you say.

The mind may even lead you to commit to a job, role, or responsibility where this conditioned energy was recognized and appreciated—only for the energy to fade when the Jupiter Cycle ends. This could result in disappointment, frustration, or even losing the position when your undefined Throat Center returns, leaving you unable to sustain the same level of consistent communication or manifestation.

To avoid these pitfalls, it's essential to remain grounded in your strategy and authority. Even with this defined energy, your inner guidance—not the mind—should determine when to speak, what to say, or how to act. Speaking or acting out of alignment with your natural design can lead to misunderstandings, overcommitment, or strained relationships.

### **Learning from This Defined Throat Energy**

This cycle provides a unique opportunity to observe how the Throat Center operates when it is defined. Notice how having consistent access to this energy feels. Does your voice feel clearer and more direct? Do others respond differently to what you say? Are you more confident in expressing yourself, or do you feel pressured to use this energy in ways that don't serve you?



Pay attention to the tone and themes of your communication. The temporary definition of your Throat Center may highlight strengths in your ability to lead, inspire, or connect with others. However, it's essential to remain conscious of how this energy plays out in your interactions. The defined Throat can amplify your impact, but it can also lead to overcommitting, over-speaking, or unintentionally overwhelming others if not used in alignment with your strategy and authority.

### **Balancing Empowerment with Awareness**

While this defined energy can feel powerful, it's essential to avoid over-identifying with it. Remember that this is a temporary influence passing through your design. Once the Jupiter Cycle ends, your Throat Center will return to its natural undefined state, and this consistent energy will no longer be present. Over-relying on this temporary voice could create challenges, such as feeling lost or disconnected once the energy fades.

Instead, treat this period as a learning experience. Allow this defined energy to flow naturally, observing how it impacts your communication and relationships. Use it as a tool to refine your understanding of the Throat Center and its role in your design.

### **Closing Thoughts**

The defined Throat Center in your Jupiter Cycle offers you an incredible opportunity to experience its consistent energy for communication and manifestation. While this energy can feel empowering, it's important to remember that it is temporary and conditioned.

Use this time to observe how the Throat Center functions and how it influences your interactions, but always let your true inner authority guide your decisions. Trust that your impact will come naturally when you speak and act from a place of alignment, rather than forcing or over-identifying with this temporary consistency.





## Overview of the Jupiter Cycle Channel Themes

---

During this Jupiter cycle, you may notice the emergence of channels that are not present in your Foundation Design. These new channels are formed in two primary ways: through the interaction of Jupiter cycle imprinting—where gates and lines combine to create complete Jupiter cycle channels—and through the interaction between Jupiter cycle imprinting and specific gates and lines with gates and lines in your Foundation Design.

The resulting channels represent significant energies and themes that will shape your experiences in the cycle. These channel themes, given the length of this cycle, are also likely to reoccur more than once. Whether or not you engage with these themes depends on the guidance of your Inner Authority. These channels fall into two categories: Educational or Personal in nature. Within these channel types, further nuances unfold, revealing whether they are developmental, directional, or triggered by a specific person you are destined to meet. Each channel offers a unique opportunity for growth and alignment throughout the Jupiter cycle.

### Educational Channels

An Educational Channel is formed by two or more gates in your Jupiter Cycle. These gates are not part of your Foundation Design, making the channel educational in nature. The channel may also connect two undefined centers in your design, further amplifying the educational effect.

Educational Channels can be **Developmental, Directional**, or formed through interactions with **two or more people** that you meet. The specifics of the Educational Channels created in this cycle are discussed in greater detail later in this report.

### Personal Channels

A Personal Channel is formed when one gate (which may include several planets and lines) in your Jupiter Cycle connects with one gate (which may also include multiple planets and lines) in your Foundation Design. The connection between your Foundation gate and a Jupiter cycle gate makes the channel created personal in nature. The resulting channel may also link two undefined centers in your design, further emphasizing and amplifying the personal theme.

Personal Channels can be **Developmental, Directional**, or formed through interactions with **one or more people** you meet. The specifics of the Personal Channels created in this cycle are discussed in greater detail later in this report.



## Channel Theme: Personal - Developmental

A Personal Channel designated as developmental is activated by at least one Outer Planet (gate/line) in the Jupiter Return and at least one Planet (gate/line) from your Foundation Design. “Personal” in this context means you will experience the energy and themes of these channels throughout your Jupiter cycle. It is personal because part of the channel is inherent to your Foundation Design, making it a significant personal development lesson tied to the nature of the channel created. Personal Channels can define the centers at one or both ends of the channel, and when a white (undefined) center is conditioned, it directly influences your Shadow Mind. The Shadow Mind often perceives these energies as highly significant, tempting you to make decisions based on them. However, it is crucial to recognize that your Inner Authority—not your Shadow Mind—determines their true importance. Without discernment, the Shadow Mind may mistake these energies as part of your identity, leading to incorrect decisions—or even correct decisions made with improper timing—which still result in a negative outcome.

## Channel Theme: Personal - Directional

A Personal Channel designated as directional is activated by at least one Node (gate/line) in the Jupiter Return and at least one Planet (gate/line) from your Foundation Design. “Personal” in this context means you will experience the energy and themes of these channels throughout your Jupiter cycle. It is personal because part of the channel is inherent to your Foundation Design, making it a significant personal lesson that can lead to a new direction aligned with the nature of the channel created. Personal Channels can define the centers at one or both ends of the channel, and when a white (undefined) center is conditioned, it directly influences your Shadow Mind. The Shadow Mind often perceives these energies as highly significant, tempting you to make decisions based on them. However, it is essential to recognize that your Inner Authority—not your Shadow Mind—determines their true importance. Without discernment, the Shadow Mind may mistake these energies as part of your identity, leading to incorrect decisions—or even correct decisions made with improper timing—which can still result in a negative directional outcome.

## Channel Theme: Personal - Person

A Personal Channel designated as a person is activated by at least one Inner Planet (gate/line) in the Jupiter Return and at least one Planet (gate/line) from your Foundation Design. “Person” in this context means you will meet a person or people carrying the gate/line energy that creates the channel. The resulting channel will manifest one or more times during your Jupiter cycle. It is personal because part of the channel is inherent to your Foundation Design, making it a significant personal lesson that can lead to new relationships aligned with the nature of the channel created. Personal Channels can define the centers at one or both ends of the channel, and when a white (undefined) center is conditioned, it directly influences your Shadow Mind. The Shadow Mind often perceives these energies as highly significant, tempting you to make decisions based on them. However, it is essential to recognize that your Inner Authority—not your Shadow Mind—determines their true importance. Without discernment, the Shadow Mind may mistake these energies as part of your identity, leading to incorrect decisions—or even correct decisions made with improper timing—which can still result in a negative outcome, particularly if you commit to the wrong person or people during this Jupiter Return.



## Channel Theme: Educational - Developmental

An Educational Channel designated as developmental is activated by at least one Outer Planet, though it can also involve outer planets at both ends of the channel, or in some cases, an Inner Planet at one end while still being developmental. Development in this context means you will experience the energy and themes of these channels throughout your Jupiter cycle. These themes are not inherent to your Foundation Design but offer an opportunity to learn about the channel being imprinted. Educational Channels can define the centers at one or both ends of the channel, and when a white (undefined) center is conditioned, it directly influences your Shadow Mind. The Shadow Mind often perceives these energies as highly significant and may tempt you to make decisions based on them. However, it is essential to recognize that your Inner Authority—not your Shadow Mind—determines their true importance. Without discernment, the Shadow Mind can mistake these energies as part of your identity, leading to incorrect decisions, or even correct decisions made with the wrong timing, which still results in a negative outcome.

## Channel Theme: Educational - Directional

An Educational Channel designated as directional is activated by at least one of the 4 Jupiter Nodal Gates and Lines. Nodal activations represent your direction for the year. A directional Channel can also involve an Outer or Inner Planet at one end, but due to the nodal imprint, it is still classified as directional. Directional, in this context, means you will experience the energy and themes of these channels throughout your Jupiter cycle. These themes are not inherent to your Foundation Design but provide an opportunity to learn about the channel being imprinted. Educational Channels can define the centers at one or both ends of the channel, and when a white (undefined) center is conditioned, it directly influences your Shadow Mind. The Shadow Mind often perceives these energies as highly significant, tempting you to make decisions based on them. However, it is crucial to remember that your Inner Authority—not your Shadow Mind—determines their true importance. If the Shadow Mind makes decisions based on directional channel input, it can steer your life in an entirely new and often incorrect direction. Without discernment, the Shadow Mind may mistake these energies as part of your identity, leading to poor decisions—or even correct decisions made with the wrong timing—resulting in a negative outcome as your life begins to shift off course.

## Channel Theme: Educational - People

An Educational Channel designated as 'people' is activated by inner planets at both ends of the channel. In this context, "people" means you will experience the energy and themes of these channels at specific moments during your Jupiter cycle. These themes are not inherent to your Foundation Design but provide an opportunity to learn about the channel being imprinted. The channel can represent people within auric contact with you, conditioning you in the moment, but it is unlikely to hold long-term significance for your overall life. Educational Channels can also define the centers at one or both ends of the channel, and when a white (undefined) center is conditioned, it directly influences your Shadow Mind. The Shadow Mind often perceives these energies as highly significant, tempting you to make decisions based on them. However, it is crucial to recognize that your Inner Authority—not your Shadow Mind—determines their true importance. Without discernment, the Shadow Mind may mistake these energies as part of your identity, leading to incorrect in-the-moment decisions, or even correct decisions made with the wrong timing, resulting in a negative outcome.



## Personal Channels

---

A Personal Channel is created when a gate from your Jupiter Cycle (which can include multiple planets and lines) connects with a gate from your Foundation Design (also potentially containing several planets and lines). This connection between a gate in your Foundation Design and one in your Jupiter cycle imprinting results in a channel that is considered personal in nature. Personal Channels can manifest as **developmental** opportunities, **directional** themes, or through interactions with a **person** you encounter during the Jupiter cycle.

<b>Channel 1057: Perfected Form</b>	Person
<b>Channel 2461: Awareness</b>	Directional
<b>Channel 2838: Struggle</b>	Directional
<b>Channel 0214: The Beat</b>	Developmental
<b>Channel 2145: The Money Line</b>	Person, Developmental



## Activations of Channel 1057: Perfected Form

	P/D	Gate & Line	Fixing	Filter	Jupiter 5th Return
<b>Foundation</b>	Design	57.1	None	Mercury	-
<b>Jupiter 5th</b>	Design	10.1	None	Mercury	Person

## Channel 1057: Perfected Form

### A Design of Survival.

The 1057 Channel, known as the Channel of Perfected Form, carries the unique gift of intuitive behavioral adaptation. It possesses an innate ability to sense how to act in any situation, guided by splenic awareness through Gate 57 (Intuition) connecting to Gate 10 (Behavior) in the Identity Center. This channel isn't about following rules or conforming but instead creates beauty through perfectly timed and appropriate actions that arise naturally.

As a designer of environments, the 1057 Channel has a natural talent for shaping surroundings in ways that support survival and express beauty. Whether through actual design work, organizing spaces, or creating harmonious atmospheres, this channel brings a unique artistry to its environments. Its behavior itself becomes a form of creative expression, and when it trusts its intuitive insights, it effortlessly generates harmony and alignment within its space.

These adaptations are not calculated or planned but spontaneously flow through the spleen's intuitive awareness. The 1057 Channel thrives when it trusts this guidance, allowing its behavior to emerge naturally without overthinking or rationalizing. This intuitive alignment ensures both survival and authentic self-expression. Its challenge lies in releasing the need to plan or control its actions and instead allowing intuition to guide it toward perfected form.

### Components

Channel Type: Projected

Energy Family: Integration Network – Self-Empowerment

Gate 10: Treading: The underlying code of behavior which ensures successful interaction despite circumstances. Quarter of Mutation.

Gate 57: The Gentle: The extraordinary power of clarity. Quarter of Initiation



## Foundation

### Foundation Filter: Mercury

Like an unconscious pulse flowing through cellular networks, the Design Mercury embodies our form's natural voice of communication, expressing through the body's inherent patterns and rhythms. This mercurial force shapes our physical articulation and nervous system responses, conducting information through an intricate web of biological coordination and instinctive reactions. As the body's archetypal messenger, the Design Mercury pulses with unconscious agility, respiratory patterns, and the innate ability to transmit through pure presence. Its energy manifests as both dexterous and connective - from the automatic neural pathways to the unconscious signals that create understanding between forms. Through the Design Mercury, our body learns to express its inherent voice, transforming genetic potential into physical communication, gradually evolving from raw response to embodied expression as our form develops. As a design activation the Design Mercury controls Communication through the Solid Lateral, Auric Vertical and Martial Diamond.

### Gate 57: The Gentle

#### The extraordinary power of clarity.

Gate 57 embodies knowing and integration energy through survival intuition. It connects awareness to Gates 34, 10, and 20, forming the power, perfected form, and brainwave channels. Its acoustic intuitive clarity sharpens survival alertness, processing vibrations and sounds through whole-body hearing. Its right ear hearing operates in the present moment for survival-related information and maintains independence from others' influence. Its effectiveness persists through intuitive awareness combined with energy, direction, or manifested voice. It connects to the lymphatic brain, providing instantaneous recognition of immune system information.

The challenge of Gate 57 requires honoring immediate intuitive warnings without mental rationalization. Its effectiveness emerges through trust in its primal mechanism, relying on present-moment listening rather than repeated warnings or intellectual override. Its survival capacity depends on immediate intuitive response, rather than hesitation or delayed consideration. By embracing its unique ability to process vibrations and sounds in the now, Gate 57 fulfills its role as a vital source of clarity and awareness for survival.

#### Additional Gate Information:

- Incarnation Crosses: Penetration, Intuition, Clarion
- Incarnation Quarter: Relationships (Duality) - Libra
- Energy Circuit: Individual / Integration
- Amino Acid: Alanin
- Anatomy: Cranial Ganglia (Belly)
- Gene Keys: Unease (Hesitant/Impetuous) - Intuition - Clarity



## Line 1: Confusion - No Fixing

**↑ Venus:** The gift of penetrating to the inner meaning that ensures timely action. The possibility of the intuition penetrating to the inner meaning.

**↓ Moon:** The Moon in detriment, where feelings are no substitute for clarity and can lead to indecision. The possibility that confusion will overpower the intuition.

- Line Quality: Introspective and investigating.

Line 1 in Gate 57 establishes the foundation for intuitive awareness through introspective investigation. This line's journey begins with learning to distinguish between genuine intuitive signals and emotional reactions, requiring careful observation to build trust in its innate knowing.

### ↑ Exaltation (Venus):

With Venus exalted, Line 1 demonstrates a natural attraction to understanding its internal processes. For example, through patient observation, it develops the ability to recognize subtle intuitive cues before they become conscious thoughts. This investigative nature allows Line 1 to trust its body's way of processing survival information and act on these signals effectively.

Line 1's gift lies in its ability to distinguish between genuine intuitive hits and other internal signals. By consistently paying attention to these quiet nudges, Line 1 strengthens its connection to its inner guidance system. This process of investigation builds a foundation of trust in its splenic awareness, enabling precise and timely action.

### ↓ Detriment (Moon):

With the Moon in detriment, Line 1 may become confused when emotional reactions override its intuitive clarity. For instance, it might second-guess its immediate knowing by becoming lost in emotional analysis or seeking validation. This delay can lead to missed opportunities for appropriate and effective action.

The challenge for Line 1 lies in differentiating between emotional responses and genuine intuitive signals. Past emotional experiences can cloud its present-moment awareness, dulling its intuitive edge. To overcome this, Line 1 must establish a clear baseline for how intuition feels and operates, allowing it to trust its immediate knowing over emotional processing.



## Jupiter 5th Return

### Unconscious Mercury - Jupiter Cycle: Person

During this cycle, you may encounter someone who subtly embodies the unconscious energy of Mercury, bringing the themes of the gate and line they carry into your life. Their influence might not be immediately obvious, but through your interactions, you could notice shifts in how you process and exchange ideas.

This activation creates definition in your design and has the potential to stimulate deeper thought patterns or provoke insights that emerge unexpectedly, often beyond conscious awareness. If you choose to engage, their presence may inspire you, offering opportunities for subtle yet profound growth in how you communicate and connect with others.

### Gate 10: Treading

#### **The underlying code of behavior which ensures successful interaction despite circumstances.**

Gate 10 represents the essence of individual behavior and self-love, offering an innate understanding of how to navigate life through appropriate conduct in various situations. It carries a deep awareness of the pivotal role behavior plays in interacting with the world, often evaluating the actions of others based on this understanding. At its core, Gate 10 is rooted in self-love, which serves as the foundation for all other forms of love. This self-love empowers it to adapt to changing circumstances while remaining true to its authentic nature. Through its unique expression, Gate 10 demonstrates the power of individuality and appropriate behavior, becoming a guiding example for others and contributing to a more harmonious collective experience.

The behavior of Gate 10 is a profound instrument of change and influence, embodying the rare ability to balance situationally appropriate conduct with unwavering personal authenticity. This quality allows it to bridge the gap between societal expectations and individual truth, fostering genuine connections with others while inspiring them to embrace their unique selves. Gate 10's capacity to navigate life with such grace and integrity makes it a transformative force, encouraging both personal and collective growth. By remaining true to its individuality, Gate 10 not only enriches its own experience but also acts as a beacon for others, illustrating how authenticity and self-love can coexist with meaningful and impactful interactions in the world.

#### **Additional Gate Information:**

- Incarnation Crosses: Vessel of Love, Behavior, Prevention
- Incarnation Quarter: Spirit (Mutation) – Capricorn
- Energy Circuit: Centering & Integration
- Amino Acid: Arginin
- Anatomy: Chest
- Gene Keys: Self-Obsession (Self-Denying-Narcissistic) - Naturalness - Being





## Line 1: Modesty - No Fixing

An innate sense to know and accept one's place.

↑ **Sun:** A valued sense of purpose no matter what the position. The ability to know one's place and how to act despite circumstances.

↓ **Moon:** The affliction of oversensitivity and hurt feeling. Oversensitivity to external conditioning of behavior.

- Line Quality: The Basis of the Hexagram; the investigative introspection.

This line investigates how to be authentic in any position, like a new employee who naturally learns to be effective whether working with executives or janitors. Through careful observation, they discover how to maintain genuine behavior regardless of status or role.

### ↑ Exaltation (Sun):

The exalted quality of this line shines through like a skilled nurse who's equally comfortable assisting surgeons or helping orderlies - completely natural in every interaction because they've accepted their role without ego. Their authentic presence comes from understanding that every position has its purpose.

Through this self-acceptance, they adapt effortlessly to any situation. Like a substitute teacher who can walk into any classroom level and immediately connect with students - not by pretending to be something they're not, but by being genuinely themselves while respecting the context.

### ↓ Detriment (Moon):

This line in detriment shows hypersensitivity to how others perceive their position. Like an intern who becomes paralyzed with self-consciousness about whether they're being "appropriate enough" in each interaction - their natural adaptability blocked by overthinking every social cue.

Through this oversensitivity, simple interactions become painful investigations. It's like a new team member who spends hours analyzing why someone didn't return their greeting - their ability to be naturally modest overshadowed by constant worry about others' reactions.



## Activations of Channel 2461: Awareness

	P/D	Gate & Line	Fixing	Filter	Jupiter 5th Return
<b>Foundation</b>	Personality	61.4	None	Sun	-
<b>Jupiter 5th</b>	Design	24.6	None	North	Directional

### Channel 2461: Awareness

#### A Design of a Thinker.

The 2461 Channel, known as the Channel of Awareness, has a unique capacity to empower others through its mutative knowing. Rooted in its individual and transformative nature, this channel operates through sudden and spontaneous epiphanies that hold the potential to shift others' understanding. These moments of knowing arise unpredictably, carrying the power to catalyze profound personal transformation. Silence is essential for those with this channel, as it creates the space to notice when mutation appears. Thinking can create mental noise, which obscures the clarity needed to recognize these transformative bursts of insight. With its acoustic orientation, this channel may experience internal sounds or voices, and music can serve as a powerful tool for aligning with its natural rhythm.

The 2461 Channel must honor the law of knowing: is it knowable, and is it worth knowing? Without this discernment, one risks going down obscure roads that have no value or even lead to madness. Not every thought or realization is meant to be explored or shared, and it takes wisdom to recognize which insights are worth pursuing. This ability to discern brings clarity to the channel's mutative energy and ensures its transformative potential is focused on what truly matters. By choosing what is knowable and worth knowing, the 2461 avoids unnecessary distraction and taps into its true power.

As an intellectual trailblazer, the 2461 Channel introduces entirely new ways of knowing that can spark profound change in others. Its epiphanies cannot be controlled or predicted, yet their expression awakens others to new possibilities and inspires transformation. By embracing silence, honoring the law of knowing, and trusting its role as an individual innovator, this channel fulfills its purpose of empowering both personal and collective shifts in awareness, leaving a lasting impact on those it touches.

#### Components

Type: Projected Channel

Energy Circuit: Knowing (Individual) – Empowerment

Gate 24: Returning: The natural and spontaneous process of transformation and renewal. Quarter of Initiation.

Gate 61: Inner Truth: The awareness of universal underlying principles. Quarter of Mutation.



## Foundation

### Conscious Sun - Jupiter Return: Experiential

During this cycle, the Sun acts as a conditioning force, infusing your experience with radiant energy that illuminates the journey of self-expression. Rather than being your core identity, its influence creates an experience where you interact with the themes of confidence, self-awareness, and creative potential. This energy pulses through your life in this cycle, guiding you to explore how your inner light can be shaped into outer recognition. The Sun's conditioning invites you to navigate the balance between integrating its power and radiating it outward, offering opportunities to experiment with the natural flow of self-expression and discovery.

Through this experiential process, the Sun provides a framework for learning and refinement, revealing how authenticity can emerge as you engage with its influence. It supports your evolution from exploring potential to manifesting presence, allowing you to witness and respond to the dynamic interplay of identity, creativity, and consciousness within the cyclical rhythm of life.

### Gate 61: Inner Truth

#### The natural and spontaneous process of transformation and renewal.

Gate 61, known as Inner Truth, embodies a distinct mental pressure within the individual knowing energy circuit, constantly seeking to uncover mysteries and discover universal principles. This pressure generates an urge to explore existence's fundamental truths while simultaneously accepting that some elements remain unknowable. Through the cultivation of inner silence rather than forced mental seeking, its power emerges organically. The acoustic nature of this gate finds particular harmony through music, offering relief from mental overactivity and providing an alternative to constant intellectual pressure.

The effectiveness of Gate 61 manifests through discerning between what is truly unknowable and what can be valuably known, inspiring through sudden insights rather than fixating on complete resolution. Its strength emerges through organic inspiration rather than pressured discovery. The drive of this gate serves to reveal valuable truths through natural emergence, while its wisdom develops most profoundly through recognizing and accepting the limitations of what can be known, allowing inner truth to surface naturally through quiet acceptance rather than active pursuit.

#### Additional Gate Information:

- Incarnation Crosses: Maya, Thinking, Obscuration
- Incarnation Quarter: Spirit (Mutation) - Capricorn
- Energy Circuit: Individual
- Amino Acid: Isoleucin
- Anatomy: Pineal Gland
- Gene Keys: Psychosis (Disenchanted/Fanatical) - Inspiration - Sanctity



#### Line 4: Research - No Fixing

**↑ Saturn:** The capacity of concentration to explore the depths of inner truth and maximize its application to fundamental principles. The pressure to know the fundamental principles.

**↓ Jupiter:** Where the tendency to expansion and integration leads to involving others in the research and may end in a diversity of confusing applications. The illusion that collaboration will enhance inspiration.

- Line Quality: Fixed on externalizing its single track quality.

Line 4 in Gate 61 expresses an intense focus on understanding universal principles through deep research and concentrated investigation. As a transpersonal line, it recognizes the potential for its individual knowing to be rationalized and shared but must navigate the balance between maintaining pure focus and allowing its insights to develop through collaboration.

#### **↑ Exaltation (Saturn):**

With Saturn exalted, Line 4 demonstrates remarkable powers of concentration to explore the depths of inner truth. For example, under Saturn's disciplined influence, it can sustain a singular focus on a line of inquiry despite external distractions. This creates opportunities for uncovering profound insights that go beyond surface-level understanding, revealing universal principles through patient, methodical research.

Saturn's energy refines Line 4's investigative approach, enabling it to maximize the practical applications of its discoveries. Its ability to maintain unwavering focus allows it to follow a single inquiry to its ultimate conclusion, uncovering truths that might otherwise remain hidden. This disciplined concentration exemplifies how truth reveals itself fully to those who remain dedicated to their research.

#### **↓ Detriment (Jupiter):**

With Jupiter in detriment, Line 4's research may become diluted by excessive collaboration and diversification. For instance, its natural focus can scatter when it attempts to integrate too many perspectives or applications, causing the clarity of its original insights to become lost in a maze of possibilities. This pattern often results in confusion and a loss of depth in its discoveries.

Jupiterian energy can also lead Line 4 to prematurely share its research before it has fully matured. The urge to expand and include others might overwhelm its investigative nature, breaking the thread of its original inquiry. This creates cycles where the pressure to collaborate and share prevents its research from reaching its full depth, hindering the discovery of fundamental truths.



## Jupiter 5th Return

### Unconscious North Node - Jupiter Cycle: Directional

The Design North Node represents your form's unconscious resonance with future environments and its natural alignment with what lies ahead in this cycle. This directional force subtly draws your body toward surroundings and patterns that support growth and expansion, guided by the gate and line it imprints. Its energy creates a bridge toward new environmental attunements, preparing your form for the unfolding trajectory and guiding it toward the unfamiliar yet correct path for this phase.

As the archetypal anchor of forward movement, the Design North Node connects your form to the environments and circumstances that align with its potential future direction. By activating the gate and line in your chart, it unconsciously draws your body into spaces that foster growth and expansion, creating a pathway toward the cycle's broader purpose. This activation forms a channel definition with your Foundation Design, and when your inner authority engages with this theme, it may guide your form toward experiences or environments that support the directional shifts necessary for the evolution of this cycle.

### Gate 24: Returning

#### The natural and spontaneous process of transformation and renewal.

Gate 24 represents a unique capacity for rationalization and conceptualization, a process deeply rooted in cyclical thinking. The mind repeatedly revisits specific thoughts or questions, turning them over and over in search of resolution. This process, while sometimes frustrating, is essential for mutation—transforming confusion into moments of clear knowing. Discernment plays a crucial role in this process, helping to direct mental energy effectively. It involves three key steps: recognizing what is knowable and valuable, identifying what is knowable but unnecessary (such as how a car engine works to simply drive it), and understanding what is unknowable. The ability to leave the unknowable alone is vital, as becoming fixated on it—like pondering the infinite nature of God—can lead to mental exhaustion or even madness.

When discernment is applied, the mind is freed to focus on thoughts with transformative potential, allowing the cyclical process to unfold naturally. Breakthroughs often emerge in moments of silence, when mental energy aligns with stillness, creating space for mutative knowing to arise. Gate 24 carries the gift of turning confusion into profound insights, offering unique perspectives that can empower others. However, it is equally important to know when to let unresolved thoughts rest and move forward. By embracing both the process and the eventual mutative leap it brings, this mental journey becomes a powerful tool for personal transformation and collective innovation.

#### Additional Gate Information:

- Incarnation Crosses: Four Ways, Rationalization, Incarnation
- Incarnation Quarter: Mind (Initiation) - Aries
- Energy Circuit: Knowing (Individual)
- Amino Acid: Leucine
- Anatomy: Neocortex
- Gene Keys: Addiction (Frozen-Anxious) - Invention - Silence



## Line 6: The Gift Horse - No Fixing

The possibility of being deaf when opportunity knocks.

**↑ Jupiter:** The conscious participation in a process that prepares one for easy identification of opportunity. Identification and focus with the rational thought process.

**↓ Pluto:** Not Active (Active from 2021.02.09 through 61.6) - Innate suspicion which leads inevitably to lost opportunities. Often irrational suspicion that distorts the focus and can lead to missed opportunities.

- Line Quality: Transition maturation with a perspective beyond the gate and circuit. The role model.

- Transition: 02.1 - Intuition

The sixth line of Gate 24 moves through distinct phases in recognizing mutative opportunities, beginning with enthusiastic exploration and transitioning to measured observation. Its journey revolves around determining whether a knowing carries true evolutionary potential that can birth genuine mutation and new direction. Through subjective trial, objective witnessing, and embodied wisdom, the line develops a unique relationship with the knowing process, culminating in an ability to discern transformative potential.

### ↑ Exaltation (Jupiter):

Jupiter's influence grants the line a natural ability to identify genuine opportunities for mutation. For example, during its first phase, the line enthusiastically explores various potential directions, testing each for its mutative qualities. These early experiences help it build a foundation for understanding the feel of authentic transformation, refining its filters for recognizing evolutionary potential.

As the line transitions to its observational rooftop phase, Jupiter enhances its ability to discern transformative opportunities from a distance. Its accumulated experiences inform a refined perspective, allowing it to witness patterns of mutation without needing direct engagement. This clarity enables the line to recognize which opportunities carry true mutative power for both itself and others.

### ↓ Detriment (Pluto):

Pluto in detriment can lead the line to excessive suspicion, particularly during its initial phase of exploration. For instance, the line may start and stop repeatedly, questioning the validity of every opportunity before it has a chance to fully develop. This pattern of hesitation can result in the accumulation of missed opportunities, creating a sense of frustration and self-doubt.

In the rooftop phase, Plutonian influence can amplify caution to the point of overanalysis, where the line misses valuable mutations by second-guessing its perceptions. Doubt may cloud its natural ability to recognize transformative potential, leading to chronic hesitation and retrospective questioning about paths not taken. This creates a tension between its innate discernment and the paralyzing suspicion that inhibits forward movement.



## Activations of Channel 2838: Struggle

	P/D	Gate & Line	Fixing	Filter	Jupiter 5th Return
<b>Foundation</b>	Personality	38.2	None	South	-
<b>Foundation</b>	Design	38.6	None	South	-
<b>Jupiter 5th</b>	Personality	28.4	None	South	Directional

### Channel 2838: Struggle

#### A Design of Stubbornness.

The 2838 Channel of Struggle is like the protagonist of a twisting, turning adventure, constantly striving to remain true to itself in a world that encourages conformity. This channel thrives in adversity, growing stronger with each challenge it faces. Life for the 2838 is a deeply personal journey, filled with moments of triumph and hardship, all driven by an inherent need to discover if life is truly worthwhile. The imperative to find purpose lies at the core of this channel, and while periods of isolation and melancholy may arise, these struggles fuel its quest for deeper meaning.

The adventure for the 2838 is to uncover its purpose and to know whether its efforts and challenges have meaning. This channel moves through life questioning what it is meant to do, often oscillating between certainty and uncertainty. Aware of the fleeting nature of time, the 2838 strives to make every moment purposeful, living with determination and focus. While its journey is deeply personal, it also empowers others by demonstrating how struggles can lead to growth and authenticity.

The greatest strength of the 2838 lies in its unwavering determination and refusal to give up on what truly matters. Its stubbornness serves as a powerful asset, enabling it to overcome obstacles and stay aligned with its purpose. By staying active and fully engaged with challenges, the 2838 not only strengthens its own well-being but also exemplifies resilience, perseverance, and the relentless pursuit of meaning, empowering those around it.

#### Components

Channel Type: Projected

Energy Family: Knowing (Individual) – Empowerment

Gate 28: Preponderance of The Great: The transitoriness of power and influence. Quarter of Duality

Gate 38: Opposition: The ability to preserve individual integrity through opposition to detrimental forces. Quarter of Mutation



## Foundation

### Foundation Filter: South Node

Like an echo from our past trajectory, the South Node represents our conscious relationship to our origin point and early life perspective. This retrospective force shapes how we initially viewed and processed our environment, conducting our awareness through a matrix of familiar patterns, inherited viewpoints, and established ways of seeing. As the archetypal keeper of our "coming from" point, the South Node pulses with frequencies of recognition, early life perspective, and the profound ability to understand our starting position in life's geometry. Its energy manifests as both familiar and instructive - from the comfortable patterns we initially relied upon to the viewpoints that colored our early understanding of the world. Through the South Node, we recognize our point of departure, transforming our awareness of where we began into conscious understanding of our life's trajectory, naturally acknowledging the perspective that shaped our first half of life as we develop broader awareness of our journey's arc.

### Gate 38: Opposition

**The ability to preserve individual integrity through opposition to detrimental forces.**

Gate 38 embodies the energy of opposition and struggle, serving as a powerful force for preserving individual integrity against external pressures. This gate carries an innate drive to fight for what is truly valuable, particularly one's own way of being, and provides the strength to stand firm in the face of adversity. As a natural-born warrior, Gate 38 empowers others to discover and embrace their own resilience. However, this fighting spirit must be directed toward battles that align with a deep sense of purpose and value. Its selective "deafness" to outside influences can appear as stubbornness, but this quality is essential for protecting its unique individuality. The challenge lies in discerning worthy struggles from those that drain energy without meaning, ensuring that its efforts remain purposeful.

The true gift of Gate 38 is its ability to transform the energy of struggle into a meaningful quest for purpose. This energy thrives when it is carefree and confident in its pursuits, as a lack of direction can lead to feelings of purposelessness or even depression. When paired with Gate 28, there is a heightened intuition for identifying which struggles are worthwhile; this clarity may also come through the influence of others or planetary transits with the 28. By aligning with Inner Authority, Gate 38 channels its fighting spirit into battles that affirm its unique life path and preserve its individual integrity. Ultimately, this energy is about standing strong in the face of life's challenges, ensuring that the fight is always aligned with one's inner truth and sense of value.

### Additional Gate Information:

- Incarnation Crosses: Tension, Opposition, Prevention
- Incarnation Quarter: Spirit (Mutation) - Capricorn
- Energy Circuit: Knowing (Individual)
- Amino Acid: Arginine
- Anatomy: Adrenals
- Gene keys: Struggle (Defeatist / Aggressive) - Perseverance - Honor





## Line 2: Politeness - No Fixing

Opposition that does not transgress normal codes of behavior.

↑ **Pluto:** The value of discretion. The energy for the intuitive awareness for discretion.

↓ **Moon:** An over-politeness that is both servile and obviously superficial and defeats its very purpose. The energy for over-politeness in times of struggle.

- Line Quality: Projection inwards. No subjective ability to see in. The natural.

Line 2 manifests as a controlled and superficially polite exterior that reflects its inner warrior spirit. While it may not see its own capacity for battle, others perceive its fighting potential clearly through the civility it projects. This polite framework serves as a subtle but unmistakable warning: breaching its boundaries will result in facing raw and unrestrained opposition.

### ↑ Exaltation (Pluto):

Pluto enhances Line 2's ability to use its politeness as a powerful framework for projecting its warrior nature. Without needing to drop its civil exterior, Line 2 naturally signals its capacity for conflict with such clarity that others hesitate to push past its boundaries. For example, its reserved but firm demeanor in a tense situation might convey an unmistakable warning, encouraging others to reconsider their actions before triggering direct opposition.

Through Pluto's influence, Line 2's superficial civility becomes a sophisticated mechanism for delivering serious warnings. Its controlled demeanor doesn't mask the fighter within—it highlights it. Like a formal declaration before battle, this surface control provides a clear structure that ensures others understand what awaits if they choose to provoke conflict.

### ↓ Detriment (Moon):

Under the Moon's detriment, Line 2's polite exterior becomes a true barrier, obscuring its warrior spirit rather than framing it. This distortion causes its civility to appear genuine and harmless, preventing others from recognizing the consequences of challenging it. For example, someone might misinterpret Line 2's calm and polite demeanor as a sign of passivity, only to provoke a battle they didn't anticipate.

In this state, Line 2 loses its ability to project a clear warning through its politeness, forcing it to demonstrate its fighting spirit more frequently. This Lunar influence turns its civility into an ineffective mask, inviting unnecessary testing of its boundaries. As a result, others fail to see the fighter within until it is too late, leading to unnecessary conflict that proper projection would have prevented.



### Foundation Filter: South Node

Like an ancestral imprint in our cellular memory, the Design South Node embodies our form's original environmental resonance and physical starting point. This foundational force shapes our body's innate comfort with specific surroundings, conducting our physical processes through a matrix of environmental attunement, instinctual habitat recognition, and embodied spatial memory. As the form's archetypal environmental anchor, the Design South Node pulses with frequencies of physical familiarity, environmental compatibility, and the unique ability to bridge personality and form through shared visual alignment with place. Its energy manifests as both orienting and connecting - from our body's unconscious preference for certain physical spaces to the deep recognition of environments that match our original imprint. Through the Design South Node, our form learns to recognize its natural habitat resonance, transforming inherited spatial memory into physical comfort, unconsciously guiding us toward environments that mirror our form's original geometric alignment and creating the sole true bridge between our conscious and unconscious selves through shared visual recognition of place.

### Gate 38: Opposition

**The ability to preserve individual integrity through opposition to detrimental forces.**

Gate 38 embodies the energy of opposition and struggle, serving as a powerful force for preserving individual integrity against external pressures. This gate carries an innate drive to fight for what is truly valuable, particularly one's own way of being, and provides the strength to stand firm in the face of adversity. As a natural-born warrior, Gate 38 empowers others to discover and embrace their own resilience. However, this fighting spirit must be directed toward battles that align with a deep sense of purpose and value. Its selective "deafness" to outside influences can appear as stubbornness, but this quality is essential for protecting its unique individuality. The challenge lies in discerning worthy struggles from those that drain energy without meaning, ensuring that its efforts remain purposeful.

The true gift of Gate 38 is its ability to transform the energy of struggle into a meaningful quest for purpose. This energy thrives when it is carefree and confident in its pursuits, as a lack of direction can lead to feelings of purposelessness or even depression. When paired with Gate 28, there is a heightened intuition for identifying which struggles are worthwhile; this clarity may also come through the influence of others or planetary transits with the 28. By aligning with Inner Authority, Gate 38 channels its fighting spirit into battles that affirm its unique life path and preserve its individual integrity. Ultimately, this energy is about standing strong in the face of life's challenges, ensuring that the fight is always aligned with one's inner truth and sense of value.

#### Additional Gate Information:

- Incarnation Crosses: Tension, Opposition, Prevention
- Incarnation Quarter: Spirit (Mutation) - Capricorn
- Energy Circuit: Knowing (Individual)
- Amino Acid: Arginine
- Anatomy: Adrenals
- Gene keys: Struggle (Defeatist / Aggressive) - Perseverance - Honor



## Line 6: Misunderstanding - No Fixing

### Opposition without basis.

↑ **Saturn:** Eventual crystallization which clears up misunderstandings. Energy which attracts misunderstanding, and the stubbornness to face opposition.

↓ **Earth:** The recognition that misunderstanding is at the root of opposition but the insistence, that it is the misunderstanding of the opposing forces. Where misunderstanding is at the root of struggle, the energy of stubbornness to insist and maintain one's position.

- Line Quality: Transition maturation with a perspective beyond the gate and circuit. The role model.

- Transition: 54.1 - Influence

Line 6 carries a deep inner knowing that inevitably attracts opposition, moving through distinct phases of experience. It feels a pressure to fight for something that neither it nor others initially understand, holding within it a profound wisdom that seeks eventual recognition. Over time, what begins as a personal struggle transforms into a role model demonstration, showing how true knowing crystallizes through observation and patience.

### ↑ Exaltation (Saturn):

Saturn empowers Line 6 with the gift of eventual crystallization, where the true nature of its struggle becomes clear over time. While it naturally attracts misunderstanding, Saturn provides the stubbornness and persistence needed to endure opposition. For example, Line 6 may face resistance when advocating for a new idea or perspective that others dismiss. Yet, through patience and time, the deeper purpose of its knowing is eventually revealed and appreciated by others.

As Line 6 progresses through its roof phase, it gains the ability to see why others couldn't initially grasp its struggles. The pressure it carries points toward a greater mutative wisdom that becomes evident through time. Saturn's influence ensures that what once appeared as purposeless struggle evolves into recognition, transforming opposition into an acknowledgment of the value of its knowing.

### ↓ Detriment (Earth):

Under the Earth's detriment, Line 6 recognizes that misunderstanding lies at the root of opposition but insists that others are the ones who fail to comprehend. The deep knowing it carries becomes a source of internal torment, as no one else's understanding ever seems sufficient. For example, Line 6 might feel isolated in a group setting, frustrated that its insights are dismissed or misunderstood, leading to further internal struggle and blame.

In this state, Line 6's wisdom remains trapped, unable to find external expression or recognition. Instead of bridging the gap between its knowing and others' understanding, it becomes stuck in an isolating cycle of frustration and blame. The Earth's detriment prevents Line 6 from reaching the clarity and crystallization that would allow its wisdom to emerge as an example for others, leaving it caught in the struggle of misunderstood knowing.



## Jupiter 5th Return

### Conscious South Node - Jupiter Cycle: Directional

The Personality South Node represents your conscious relationship to environmental resonance and alignment during this cycle. This directional force guides you toward environments and patterns that feel naturally aligned through the gate and line it imprints. Its energy highlights areas of resonance that act as a temporary but necessary foundation, helping you orient yourself within the cycle's flow. The South Node's influence invites you to consciously reflect on where you are coming from and how this alignment anchors the unfolding of the cycle's broader trajectory.

As the archetypal anchor of directional attunement, the Personality South Node acts as a bridge to the environments and circumstances that shape your movement during this time. By activating the gate and line in your chart, it brings conscious awareness to how these influences create a stable point of orientation within the cycle. This activation forms a channel definition with your Foundation Design, and if your inner authority engages with this theme, it may guide you toward environments or experiences that align with the current phase of your trajectory, laying the groundwork for the directional shift to come.

### Gate 28: Preponderance of the Great

#### The transitoriness of power and influence.

Gate 28 carries a unique awareness of life's transitory nature, coupled with deep intuition to uncover purpose. As part of the Individual Knowing Circuit, this gate is inherently mutative and transformative, with an intuitive sense of when to engage in meaningful struggles and when to step back. Its fear of death is not rooted in physical concerns but manifests as an existential drive to ensure that life has value and meaning. This fuels its willingness to take calculated risks, seeking experiences that heighten its sense of aliveness and purpose. However, its greatest challenge lies in balancing this risk-taking nature with the wisdom to discern which risks are truly worthwhile. Guided by its Inner Authority, Gate 28 learns to avoid distractions and focus on pursuits that genuinely enhance purpose and fulfillment.

Without the complementary Gate 38, which provides a resolute and focused fight for purpose, Gate 28 may move between pursuits, seeking clarity and direction. This focus often comes through interactions with others who carry Gate 38 or via planetary transits. Despite this, Gate 28 has a natural ability to inspire and empower others to confront life's struggles with meaning and intention. Its deep awareness of life's impermanence enables it to navigate challenges with grace, engaging life with enthusiasm and clarity. The true gift of Gate 28 is in recognizing what is worth fighting for, bringing a profound sense of purpose both to itself and to those it influences.

#### Additional Gate Information:

- Incarnation Crosses: The Unexpected, Risks, Alignment
- Incarnation Quarter: Relationships (Duality) - Scorpio
- Energy Circuit: Knowing (Individual)
- Amino Acid: Asparaginic Acid
- Anatomy: Kidneys
- Gene Keys: Purposelessness (Hollow-Gambling) - Totality - Immortality



#### Line 4: Holding On - No Fixing

The ability through whatever means to keep one's grip.

↑ **Jupiter:** The application of knowledge to exploit opportunities and usually for the greater good. A depth of intuition at its best in struggle and often of value to others.

↓ **Mercury:** The application of intelligence to hold on, exclusively out of self-interest. A depth of intuition that is stubbornly selfish in its capacity to hold on.

- Line Quality: Fixed on externalizing its single track quality.

The fourth line of Gate 28 expresses a fixed, single-track focus on externalizing personal struggles. This unwavering determination creates an extraordinary capacity to maintain its grip regardless of circumstances. Through persistent engagement, the fourth line often produces surprising outcomes in its quest to prove life's worthiness.

#### ↑ Exaltation (Jupiter):

With Jupiter in exaltation, the fourth line's natural tenacity expands into a broader application that benefits both the individual and the collective. For example, its single-minded focus might be directed toward organizing a community effort to address a persistent issue, turning personal struggle into a resource for collective growth. This dynamic balance between personal perseverance and universal impact enhances its ability to serve others while staying true to its individual nature.

Jupiter's influence refines the fourth line's capacity to recognize and exploit meaningful opportunities. Its focused externalization mechanics transform into a beacon for others, demonstrating how dedicated persistence and tenacity can reveal life's inherent value. This combination of personal strength and collective benefit creates an inspiring example of purposeful engagement.

#### ↓ Detriment (Mercury):

With Mercury in detriment, the fourth line's externalized focus can become overly self-serving, leading to stubborn isolation in the pursuit of personal objectives. For instance, it might insist on completing a project alone, rejecting opportunities for collaboration that could enhance the outcome. This narrow focus confines its efforts to purely personal concerns, missing opportunities for broader connection and impact.

Mercury's influence may also lead the fourth line to rely on intellectual justifications for maintaining its grip, creating a rigid and limited pattern of engagement. This disconnect from a broader purpose can turn its persistence into a form of unfulfilling isolation. To overcome this detriment, the fourth line must recognize that its tenacity can serve both personal and collective purposes, maintaining its individuality while contributing meaningfully to others.



## Activations of Channel 0214: The Beat

	P/D	Gate & Line	Fixing	Filter	Jupiter 5th Return
<b>Foundation</b>	Design	14.5	None	Moon	-
<b>Foundation</b>	Design	14.2	Detriment	Mars	-
<b>Jupiter 5th</b>	Personality	2.3	Detriment	Uranus	Developmental
<b>Jupiter 5th</b>	Design	2.3	Detriment	Uranus	Developmental

### Channel 0214: The Beat

#### A Design of being the Keeper of the Keys

Channel 0214 embodies the energy for sustained creative work and the power to inspire and empower others through action. Its essence lies in following life’s natural unfolding, allowing direction to emerge organically. This channel carries a unique ability to influence and manipulate change toward desired outcomes, shaping life with purpose and determination.

As part of the Individual Circuit, Channel 0214 operates tantrically, aligning with life's flow to guide decisions and create profound experiences. It moves effortlessly with an inherent trust in life’s process, embodying a deeply personal life mission. Through its powerful auric presence, this channel influences others' life paths, either directly or indirectly, often without conscious intent.

The purpose of Channel 0214 is to empower others by staying true to its own direction. Its impact comes from its natural ability to lead by example, inspiring others to discover and follow their own paths. Whether intentional or not, this channel’s energy supports the collective evolution by influencing change and empowering individuals through its presence and action.

#### Components

Channel Type: Generated

Energy Family: Knowing (Individual) - Empowerment

Gate 2: The Receptive: Receptivity as the primal base through which any response is determined. The root of action. Quarter of Civilization.

Gate 14: Possession In Great Measure: The accumulation and retention of power through skilled interaction, coupling grace with control. Quarter of Mutation.



## Foundation

### Foundation Filter: Moon

Like ancient tides flowing through genetic memory, the Design Moon embodies our unconscious focus, grounding our physical form as it responds to Earth's gravitational pull. This deeply embedded force shapes how our body naturally orients itself in space, anchoring our biological rhythms through an ancestral inheritance of postural wisdom and instinctive balance. As the body's archetypal stabilizer, Design Moon pulses with unconscious intelligence, cellular memory, and the innate ability to maintain equilibrium against gravity's constant pull. Its energy manifests as both protective and adaptive - from the reflexive adjustments that keep us upright to the deep somatic patterns that ensure survival. Through Design Moon, our form learns to focus its response to gravity, transforming inherited patterns into embodied stability, gradually evolving from unconscious compensation to natural poise as our body matures. As a design activation the Moon controls the focus on Gravity balance through the Equalizer Vertical, the Solid Lateral and The Martial Diagonal.

### Gate 14: Possession in Great Measure

**The basic worth realized in contributing individual efforts to group goals.**

Gate 14, the Gate of Power Skills, represents the ability to accumulate and retain energy through consistent and creative effort. It carries the energy potential to empower unique direction and drive new projects into the world, making it a key force for innovation and transformation. As one of the most materially focused gates within the Individual Knowing Circuit, it is closely tied to wealth—not just in material terms but as a form of energy that fuels progress and change. Gate 14 thrives when its work is a true labor of love, channeling its natural capacity for hard work into projects that are personally meaningful. However, its potential for excellence requires long-term focus and clear guidance (from Gate 2) to avoid becoming stuck in purposeless or exhausting endeavors.

This gate also plays a vital role in energizing teams and fostering successful collaboration. Its skills and commitment can empower others and create opportunities for collective success, making it a natural wealth generator and enabler of progress. However, Gate 14's impact is most effective when its drive is balanced with purpose and aligned with work that feels fulfilling. When this alignment is achieved, it not only contributes to personal satisfaction but also inspires societal growth and transformation. The energy of Gate 14 demonstrates the power of sustained effort and creative determination, serving as a reminder that true wealth and success come from work that is both meaningful and deeply loved.

### Additional Gate Information:

- Incarnation Crosses: Contagion, Empowering, Uncertainty
- Incarnation Quarter: Spirit (Mutation) - Scorpio
- Energy Circuit: Knowing (Individual)
- Amino Acid: Lysin
- Anatomy: Small Intestine
- Gene Keys: Compromise (Impotent-Enslaved) - Competence - Bounteousness



## Line 5: Arrogance - No Fixing

The ever present risk inherent in positions of power.

↑ **Sun:** Innate dignity. Innate dignity that is a key to power.

↓ **Venus:** A dissatisfaction with the gifts of others that creates feelings of superiority. Innate recognition of those without power fueling the illusion of superiority.

- Line Quality: Projected on as a universalized quality.

The fifth line expression in Gate 14 experiences the world's projection of power onto the line, regardless of its actual level of power. The world often sees power as arrogance, and as a universal projection point, the line naturally attracts assumptions of power and authority. This creates a delicate dynamic between perception and reality, requiring the line to carefully navigate how it is seen by others.

### ↑ Exaltation (Sun):

This exaltation manifests through an inherent dignity that others instinctively recognize and project upon. This natural bearing attracts assumptions of power and authority from the surrounding world. The challenge for the line lies in navigating this projected power with genuine grace and awareness. For example, when others assume the line is a natural leader, the line must maintain authenticity and avoid being swayed by external expectations.

In this exalted state, the line's dignity becomes a protective shield, helping it maintain inner repose while others cast their assumptions of authority onto it. The Sun's influence supports the line in carrying this projection with poise, ensuring that the line does not lose itself in the expectations of others.

### ↓ Detriment (Venus):

The detriment expresses dissatisfaction when others misuse or fail to appreciate the power the line provides. This can lead the line to feel superior to those who depend on its energy, creating tension in the relationship between the source of power and its direction. For instance, the line might judge the competence of someone who drives or directs its energy, leading to frustration and disconnection.

This detriment transforms when the line recognizes that true power lies in appreciating the diverse gifts of others. Venus reminds the line that superiority is an illusion created by projection. The challenge here is to maintain respect for others while carrying the weight of their power projections, fostering harmony in transpersonal relationships.





### Foundation Filter: Mars

Like primal instincts operating beneath the surface, Design Mars embodies the unconscious immature energy that pulses through our physical form. This deep-seated force governs our body's temperature and vitality, stirring our most basic survival mechanisms with the raw intensity of biological fire. As the body's archetypal warrior energy, Design Mars flows through our cellular memory, influencing our heat regulation, physical endurance, and innate life force. Its energy expresses through our genetic blueprint - from instinctive physical responses to automatic fight-or-flight reactions when challenged. Through Design Mars, our body orchestrates its thermal rhythms and primal drives, transforming unconscious biological patterns into embodied wisdom as we mature. As a design activation Mars controls physical temperature through the Martial Diagonals, The Liquid Lateral and the Auric Vertical.

### Gate 14: Possession in Great Measure

**The basic worth realized in contributing individual efforts to group goals.**

Gate 14, the Gate of Power Skills, represents the ability to accumulate and retain energy through consistent and creative effort. It carries the energy potential to empower unique direction and drive new projects into the world, making it a key force for innovation and transformation. As one of the most materially focused gates within the Individual Knowing Circuit, it is closely tied to wealth—not just in material terms but as a form of energy that fuels progress and change. Gate 14 thrives when its work is a true labor of love, channeling its natural capacity for hard work into projects that are personally meaningful. However, its potential for excellence requires long-term focus and clear guidance (from Gate 2) to avoid becoming stuck in purposeless or exhausting endeavors.

This gate also plays a vital role in energizing teams and fostering successful collaboration. Its skills and commitment can empower others and create opportunities for collective success, making it a natural wealth generator and enabler of progress. However, Gate 14's impact is most effective when its drive is balanced with purpose and aligned with work that feels fulfilling. When this alignment is achieved, it not only contributes to personal satisfaction but also inspires societal growth and transformation. The energy of Gate 14 demonstrates the power of sustained effort and creative determination, serving as a reminder that true wealth and success come from work that is both meaningful and deeply loved.

#### Additional Gate Information:

- Incarnation Crosses: Contagion, Empowering, Uncertainty
- Incarnation Quarter: Spirit (Mutation) - Scorpio
- Energy Circuit: Knowing (Individual)
- Amino Acid: Lysin
- Anatomy: Small Intestine
- Gene Keys: Compromise (Impotent-Enslaved) - Competence - Bounteousness



## Line 2: Management - Detriment

The wisdom that investing in expertise brings rewards.

↓ **Mars:** The vanity to be one's own best expert. The key to power is doing everything individually.

- Line Quality: Projection inwards. No subjective ability to see in. The natural.

The second line expresses Gate 14's power through projection, naturally assuming command of its resources. A natural manager, it projects capability and self-sufficiency. Its expertise grows through experience rather than existential knowing. The individual circuitry creates an inherent resistance to interference or control from others, making the balance between self-reliance and collaboration a key theme.

### ↓ **Detriment (Mars):**

The detriment expresses as an unshakeable conviction in this line's ability to be its own best expert. Rather than being a weakness, this self-reliant stance is a natural expression of the individual circuitry. Resistance to external interference serves as a protective mechanism for unique direction.

The challenge lies not in self-reliance but in potential limitations it imposes on growth. The projection of complete self-sufficiency leads to situations where gaps between projected and actual capabilities become apparent. These moments of being "found out" serve as valuable learning experiences, as seen in successful executives who build strong teams while maintaining their unique direction.



## Jupiter 5th Return

### Conscious Uranus - Jupiter Cycle: Developmental

The Cycle Uranus radiates as a conscious field of transformative frequencies, influencing your personality's relationship with innovation, freedom, and individuality through the gate and line it imprints. By forming a channel with your foundational design, this Uranian activation acts as a guiding developmental force, inviting your mind to break free from outdated patterns and consciously explore new perspectives. Uranus inspires you to align with your authentic self, consciously embracing change, originality, and revolutionary insight as tools for growth.

Uranus' developmental influence consciously encourages you to balance personal freedom with collective progress, using innovation to create meaningful change. Through the gate and line it activates, Uranus supports your mind's ability to embrace transformation and navigate the unknown with courage and creativity. As the cycle progresses, you will consciously engage with the themes of individuality and progress, integrating Uranus' disruptive yet liberating energy. This process allows you to realign your personality with its highest potential, fostering transformation and authentic expression.

### Gate 2: The Creative

**Receptivity as the primal base through which any response is determined. The root of action.**

Gate 2 represents a powerful force for providing visionary guidance and direction. This gate carries the gift of knowing where direction is needed to ensure success, whether for itself, others, or situations. However, its ability to transform vision into reality depends on collaboration, particularly with the empowering energy of Gate 14. Without this connection or proper support, Gate 2 may experience frustration or exhaustion from attempting to push its vision forward on its own. Its true strength lies in offering clarity and purpose, coordinating the creative process rather than directly executing the work. Gate 2 thrives when it serves as a guiding force, pointing the way forward and inspiring others to take action.

Gate 2 may express melancholy when progress feels slow or when its ideas and visions are not being realized. This sadness often arises from its deep awareness of potential and the challenges of turning that potential into material outcomes. The key to Gate 2's fulfillment lies in finding the right allies who can help bring its visionary direction into tangible reality. When properly supported, Gate 2 becomes a powerful guide for creative transformation, offering fresh perspectives and innovative pathways that inspire meaningful success. Its gift is leadership through clarity and direction, ensuring that the right course is charted for the realization of new ideas.

### Additional Gate Information:

- Incarnation Crosses: Sphinx, Driver, Defiance
- Incarnation Quarter: Form (Civilization) - Taurus
- Energy Circuit: Knowing (Individual)
- Amino Acid: Phenylalanine
- Anatomy: Sternum
- Gene Keys: Dislocation (Lost-Regimented) - Orientation - Unity



### Line 3: Patience - Detriment

The teacher that never stops being a student.

↓ **Uranus:** For the revolutionary patience is a vice. Higher knowing that cannot wait and demands expression.

- Line Quality: Attuning and adapting to a trial and error process.

The third line experience brings a profound capacity for lifelong learning through directional experimentation, embracing the natural trial and error process that leads to genuine mutation and wisdom. This position requires the maturity to remain both teacher and eternal student, though the temptation exists to either force immediate directional change or rigidly resist necessary adaptation.

#### ↓ **Detriment (Uranus):**

Under Uranus's detriment influence, there's an impulsive drive to force immediate directional change or rigidly maintain a single direction. This energy becomes destabilizing when it cannot accept the natural pace of trial and error learning.

This detriment often appears as impatience with the learning process itself. The third line need for experimentation becomes distorted into either rigid fixation or chaotic jumping between directions without allowing proper integration, undermining the evolutionary process that requires both time and persistence.

#### **Unconscious Uranus - Jupiter Cycle: Developmental**

The Cycle Unconscious Uranus radiates as a field of distinctive and electric frequencies, influencing your form's unique physical patterns, characteristic movements, and natural rhythms. Through the gate and line it imprints, and by forming a channel with your foundational design, Uranus acts as a deeply rooted developmental force, shaping your body's capacity for spontaneous impulse, kinetic originality, and instinctive innovation. This influence operates beneath conscious awareness, guiding your form through patterns of unexpected motion and authentic expression. As the form's archetypal pattern-breaker, Uranus aligns with the body's inherent ability to transform physical convention into distinctive expression, shifting from predictable to unique rhythms as it moves through this cycle.

Uranus's developmental influence encourages your body to refine its capacity for original movement, gradually evolving from standard mechanics to a fully expressed and distinctive gait. By forming a channel with your foundational design, this planetary force unconsciously strengthens your form's ability to embody its unique rhythms, shaping its originality and authentic presence. As the cycle progresses, your form will integrate Uranus's lessons of spontaneity, innovation, and distinctive motion, responding instinctively to its electric and transformative frequencies.

### Gate 2: The Creative

**Receptivity as the primal base through which any response is determined. The root of action.**

Gate 2 represents a powerful force for providing visionary guidance and direction. This gate carries the gift of knowing where direction is needed to ensure success, whether for itself, others, or situations. However, its ability to transform vision into reality depends on collaboration, particularly with the empowering energy of Gate 14. Without this connection or proper support, Gate 2 may experience frustration or exhaustion from attempting to push its vision forward on its own. Its true strength lies in offering clarity and purpose, coordinating the



creative process rather than directly executing the work. Gate 2 thrives when it serves as a guiding force, pointing the way forward and inspiring others to take action.

Gate 2 may express melancholy when progress feels slow or when its ideas and visions are not being realized. This sadness often arises from its deep awareness of potential and the challenges of turning that potential into material outcomes. The key to Gate 2's fulfillment lies in finding the right allies who can help bring its visionary direction into tangible reality. When properly supported, Gate 2 becomes a powerful guide for creative transformation, offering fresh perspectives and innovative pathways that inspire meaningful success. Its gift is leadership through clarity and direction, ensuring that the right course is charted for the realization of new ideas.

#### **Additional Gate Information:**

- Incarnation Crosses: Sphinx, Driver, Defiance
- Incarnation Quarter: Form (Civilization) - Taurus
- Energy Circuit: Knowing (Individual)
- Amino Acid: Phenylalanine
- Anatomy: Sternum
- Gene Keys: Dislocation (Lost-Regimented) - Orientation - Unity

#### **Line 3: Patience - Detriment**

The teacher that never stops being a student.

↓ **Uranus:** For the revolutionary patience is a vice. Higher knowing that cannot wait and demands expression.

- Line Quality: Attuning and adapting to a trial and error process.

The third line experience brings a profound capacity for lifelong learning through directional experimentation, embracing the natural trial and error process that leads to genuine mutation and wisdom. This position requires the maturity to remain both teacher and eternal student, though the temptation exists to either force immediate directional change or rigidly resist necessary adaptation.

#### **↓ Detriment (Uranus):**

Under Uranus's detriment influence, there's an impulsive drive to force immediate directional change or rigidly maintain a single direction. This energy becomes destabilizing when it cannot accept the natural pace of trial and error learning.

This detriment often appears as impatience with the learning process itself. The third line need for experimentation becomes distorted into either rigid fixation or chaotic jumping between directions without allowing proper integration, undermining the evolutionary process that requires both time and persistence.



## Activations of Channel 2145: The Money Line

	P/D	Gate & Line	Fixing	Filter	Jupiter 5th Return
<b>Foundation</b>	Personality	21.4	Exalted	Jupiter	-
<b>Foundation</b>	Design	21.4	Exalted	Jupiter	-
<b>Jupiter 5th</b>	Personality	21.4	Exalted	Venus	Person
<b>Jupiter 5th</b>	Personality	21.4	Exalted	Jupiter	Developmental
<b>Jupiter 5th</b>	Personality	45.4	Juxtapose	Mars	Person

### Channel 2145: The Money Line

#### A Design of a Materialist.

The 2145 Channel, also known as the Money Line, is uniquely wired to embrace and master the material world. Its purpose revolves around creating wealth and material resources through sheer willpower. This channel is naturally inclined toward leadership and independence, preferring to take charge and be its own boss rather than working under someone else's authority. Its energy is deeply tied to the material aspects of life, making it an innate master of resources and wealth creation.

The 2145 Channel thrives on self-reliance, often functioning as a one-person powerhouse rather than being drawn to collaboration. Especially when it operates without sacral influence, it becomes exceptionally driven and focused. As a Manifestor, its key strategy is to inform others before taking action, minimizing resistance and ensuring smoother interactions. Without this crucial step of informing, the channel may encounter significant resistance, pushback, or even resentment from others.

This powerful Ego-driven channel has the potential to come across as self-centered, as it often steers conversations and actions toward its own goals and interests. However, this tendency reflects its core design and purpose, which is rooted in independence and self-leadership. By embracing its independent spirit and natural ability to manifest wealth while consistently informing others of its intentions, the 2145 Channel can pave the way for success and avoid unnecessary conflict. When aligned, it becomes a commanding force of leadership, material mastery, and inspiration to those around it.

#### Components

Channel Type: Manifested

Energy Family: Tribal - Support

Gate 21: Biting Through: The justified and necessary use of power in overcoming deliberate and persistent interference. Quarter of Initiation.

Gate 45: Gathering Together: The natural and generally beneficial attraction of like forces. Quarter of Civilization.



## Foundation

### Foundation Filter: Jupiter

Like a generous sage expanding the horizons of understanding, Jupiter represents our conscious approach to rules, laws and protection, orchestrating how we seek and establish security. This benevolent force shapes our philosophical outlook and belief systems, conducting our aspirations through an intricate web of wisdom, faith, and higher learning. As the archetypal seeker of enlightenment, Jupiter pulses with optimistic growth, abundant possibilities, and the profound ability to transform knowledge into protection. Its energy manifests as both magnanimous and fortune-bearing - from the lucky chances that bring wealth to the deeper principles that guard our future. Through Jupiter, we learn to establish our foundations, transforming hope into structured security, gradually evolving from excess to measured abundance as we develop wisdom. As a personality activation Jupiter controls Rules through the Mind Lateral and Outer Authority Vertical.

### Gate 21: Biting Through

**The justified and necessary use of power in overcoming deliberate and persistent interference.**

Gate 21 represents a powerful energy rooted in the need for control, particularly over the tribe and its material aspects, such as commerce, money, food, territory, and lifestyle. This controlling force is essential for protecting and serving the tribe—whether family, business, or community—by establishing what is viable and sustainable for the group. Its strength lies in its innate gift for taking control, but this ability must be expressed in alignment with the individual's design type. For Projectors, their need for control thrives when recognized and invited. Generators must wait to respond to opportunities for control, while Manifestors need to inform others before taking control. For those with an undefined Heart Center, it is crucial to wait until control is offered, as pushing prematurely can lead to unnecessary stress or even health issues. Gate 21's energy is designed not only to provoke action in others but also to legitimately use force when necessary to stop interference that threatens the well-being of the tribe or its resources, including its commerce.

For Gate 21 to function optimally, it must be allowed to exercise its natural authority in both communal and personal settings. When this energy is obstructed or denied the ability to take control, it can result in anger, as its manifesting nature becomes stifled or repressed. This anger stems from the deep, inherent drive to protect and care for the tribe, and it arises when that role is blocked or undermined. However, when Gate 21 is supported and recognized, it serves the tribe by balancing control with care, ensuring the group's material independence and overall welfare. Gate 21 plays a vital role in tribal structures, blending its potential for dominance with a profound sense of responsibility. By securing resources, protecting the community, and establishing order, it actively contributes to the survival and success of the tribe, making it an essential force in communal life.

### Additional Gate Information:

- Incarnation Crosses: Tension, Control, Endeavor
- Incarnation Quarter: Mind (Initiation) - Aries
- Energy Circuit: Tribal
- Amino Acid: Arginin
- Anatomy: Heart/Lungs
- Gene Keys: Control (Submissive-Controlling) - Authority - Valor



#### Line 4: Strategy - Exalted

Careful appraisal of opposing forces to establish a proper response.

↑ **Jupiter:** Success in action through clarity. The ego to succeed on the material plane and the instinct to use will power effectively in response to conditions.

- Line Quality: Fixed on externalizing its single track quality.

The fourth line of Gate 21 operates through careful strategic assessment, focusing on how to implement control in the transpersonal realm. With its fixed and externally focused nature, this line naturally analyzes and refines strategies to effectively manage different situations and personalities, ensuring its control manifests successfully.

#### ↑ Exaltation (Jupiter):

This line's Jupiter exaltation enhances its ability to understand when and how to apply control effectively. For example, its strategic nature allows it to recognize whether firm boundaries or a lighter touch is needed in a given situation. This refined ability to assess dynamics ensures that its approach is always well-suited to the circumstances, leading to effective outcomes.

Jupiter's influence combines with the line's natural external focus to create successful strategies for managing diverse personalities and conditions. Its strategic brilliance allows it to cultivate the right relationships and orchestrate complex scenarios, making it particularly effective in leadership roles where control must be applied with precision.

#### Foundation Filter: Jupiter

Like an unconscious field radiating protective frequencies, the Design Jupiter embodies our form's electromagnetic aura quality and approach to rules, laws and protection. This benevolent force shapes our body's natural security systems and belief patterns, conducting our physical aspirations through an intricate web of expansive energy, faith, and innate wisdom. As the form's archetypal guardian of prosperity, the Design Jupiter pulses with organic growth, abundant vitality, and the inherent ability to generate protective fields. Its energy manifests as both magnanimous and fortune-bearing - from the lucky resonance that attracts wealth to the deeper principles that shield our being. Through the Design Jupiter, our form learns to establish its protective field, transforming electromagnetic potential into aura security, gradually evolving from excess to measured abundance as our aura develops. As a design activation the Design Jupiter controls our Aura frequency through the Gas Lateral, Auric Vertical and Martial Diamond.

#### Gate 21: Biting Through

**The justified and necessary use of power in overcoming deliberate and persistent interference.**

Gate 21 represents a powerful energy rooted in the need for control, particularly over the tribe and its material aspects, such as commerce, money, food, territory, and lifestyle. This controlling force is essential for protecting and serving the tribe—whether family, business, or community—by establishing what is viable and sustainable for the group. Its strength lies in its innate gift for taking control, but this ability must be expressed in alignment with the individual's design type. For Projectors, their need for control thrives when recognized and invited. Generators must wait to respond to opportunities for control, while Manifestors need to inform others before taking control. For those with an undefined Heart Center, it is crucial to wait until control is offered, as pushing prematurely can lead to unnecessary stress or even health issues. Gate 21's energy is designed not only to provoke action in others but also to legitimately use force when necessary to stop interference that threatens the well-being of the tribe or its resources, including its commerce.





For Gate 21 to function optimally, it must be allowed to exercise its natural authority in both communal and personal settings. When this energy is obstructed or denied the ability to take control, it can result in anger, as its manifesting nature becomes stifled or repressed. This anger stems from the deep, inherent drive to protect and care for the tribe, and it arises when that role is blocked or undermined. However, when Gate 21 is supported and recognized, it serves the tribe by balancing control with care, ensuring the group's material independence and overall welfare. Gate 21 plays a vital role in tribal structures, blending its potential for dominance with a profound sense of responsibility. By securing resources, protecting the community, and establishing order, it actively contributes to the survival and success of the tribe, making it an essential force in communal life.

#### **Additional Gate Information:**

- Incarnation Crosses: Tension, Control, Endeavor
- Incarnation Quarter: Mind (Initiation) - Aries
- Energy Circuit: Tribal
- Amino Acid: Arginin
- Anatomy: Heart/Lungs
- Gene Keys: Control (Submissive-Controlling) - Authority - Valor

#### **Line 4: Strategy - Exalted**

Careful appraisal of opposing forces to establish a proper response.

↑ **Jupiter:** Success in action through clarity. The ego to succeed on the material plane and the instinct to use will power effectively in response to conditions.

- Line Quality: Fixed on externalizing its single track quality.

The fourth line of Gate 21 operates through careful strategic assessment, focusing on how to implement control in the transpersonal realm. With its fixed and externally focused nature, this line naturally analyzes and refines strategies to effectively manage different situations and personalities, ensuring its control manifests successfully.

#### **↑ Exaltation (Jupiter):**

This line's Jupiter exaltation enhances its ability to understand when and how to apply control effectively. For example, its strategic nature allows it to recognize whether firm boundaries or a lighter touch is needed in a given situation. This refined ability to assess dynamics ensures that its approach is always well-suited to the circumstances, leading to effective outcomes.

Jupiter's influence combines with the line's natural external focus to create successful strategies for managing diverse personalities and conditions. Its strategic brilliance allows it to cultivate the right relationships and orchestrate complex scenarios, making it particularly effective in leadership roles where control must be applied with precision.



## Jupiter 5th Return

### Conscious Venus - Jupiter Cycle: Person

In this cycle, you will meet someone who embodies the qualities of Venus, through this gate and line. This individual will reflect the energy of harmony, beauty, and connection, offering a sense of balance and relationship within the channel they create with you. Their presence may feel magnetic, highlighting themes of love, values, and mutual appreciation.

Since this connection creates definition through a channel, their influence will help you explore the themes of this gate and line. They may encourage you to align with your values, nurture meaningful relationships, and integrate lessons of beauty and balance into your life.

### Gate 21: Biting Through

**The justified and necessary use of power in overcoming deliberate and persistent interference.**

Gate 21 represents a powerful energy rooted in the need for control, particularly over the tribe and its material aspects, such as commerce, money, food, territory, and lifestyle. This controlling force is essential for protecting and serving the tribe—whether family, business, or community—by establishing what is viable and sustainable for the group. Its strength lies in its innate gift for taking control, but this ability must be expressed in alignment with the individual's design type. For Projectors, their need for control thrives when recognized and invited. Generators must wait to respond to opportunities for control, while Manifestors need to inform others before taking control. For those with an undefined Heart Center, it is crucial to wait until control is offered, as pushing prematurely can lead to unnecessary stress or even health issues. Gate 21's energy is designed not only to provoke action in others but also to legitimately use force when necessary to stop interference that threatens the well-being of the tribe or its resources, including its commerce.

For Gate 21 to function optimally, it must be allowed to exercise its natural authority in both communal and personal settings. When this energy is obstructed or denied the ability to take control, it can result in anger, as its manifesting nature becomes stifled or repressed. This anger stems from the deep, inherent drive to protect and care for the tribe, and it arises when that role is blocked or undermined. However, when Gate 21 is supported and recognized, it serves the tribe by balancing control with care, ensuring the group's material independence and overall welfare. Gate 21 plays a vital role in tribal structures, blending its potential for dominance with a profound sense of responsibility. By securing resources, protecting the community, and establishing order, it actively contributes to the survival and success of the tribe, making it an essential force in communal life.

### Additional Gate Information:

- Incarnation Crosses: Tension, Control, Endeavor
- Incarnation Quarter: Mind (Initiation) - Aries
- Energy Circuit: Tribal
- Amino Acid: Arginin
- Anatomy: Heart/Lungs
- Gene Keys: Control (Submissive-Controlling) - Authority - Valor



#### Line 4: Strategy - Exalted

Careful appraisal of opposing forces to establish a proper response.

↑ **Jupiter:** Success in action through clarity. The ego to succeed on the material plane and the instinct to use will power effectively in response to conditions.

- Line Quality: Fixed on externalizing its single track quality.

The fourth line of Gate 21 operates through careful strategic assessment, focusing on how to implement control in the transpersonal realm. With its fixed and externally focused nature, this line naturally analyzes and refines strategies to effectively manage different situations and personalities, ensuring its control manifests successfully.

#### ↑ Exaltation (Jupiter):

This line's Jupiter exaltation enhances its ability to understand when and how to apply control effectively. For example, its strategic nature allows it to recognize whether firm boundaries or a lighter touch is needed in a given situation. This refined ability to assess dynamics ensures that its approach is always well-suited to the circumstances, leading to effective outcomes.

Jupiter's influence combines with the line's natural external focus to create successful strategies for managing diverse personalities and conditions. Its strategic brilliance allows it to cultivate the right relationships and orchestrate complex scenarios, making it particularly effective in leadership roles where control must be applied with precision.

#### Conscious Jupiter - Jupiter Cycle: Developmental

The Cycle Jupiter radiates as a conscious field of expansive frequencies, influencing your personality's relationship with rules, laws, and security systems through the gate and line it imprints. By forming a channel with your foundational design, this Jupiterian activation acts as a guiding developmental force, shaping your mind's ability to establish stability, abundance, and resilience. Acting within conscious awareness, this influence invites you to actively engage with the themes of protection and growth as they unfold during this cycle. Jupiter's energy encourages you to use wisdom, optimism, and philosophical understanding to consciously create a secure and abundant life.

Jupiter's developmental influence inspires your mind to transform raw potential into structured systems of stability and resilience. Through the gate and line it activates, this planetary force consciously supports the evolution of your personality, guiding you toward measured abundance and meaningful growth. As the cycle progresses, your mind will naturally align with lessons of expansion, security, and wisdom, integrating Jupiter's expansive frequencies. This conscious process allows you to actively cultivate resilience and prosperity, strengthening your foundations with intention and awareness.

#### Gate 21: Biting Through

**The justified and necessary use of power in overcoming deliberate and persistent interference.**

Gate 21 represents a powerful energy rooted in the need for control, particularly over the tribe and its material aspects, such as commerce, money, food, territory, and lifestyle. This controlling force is essential for protecting and serving the tribe—whether family, business, or community—by establishing what is viable and sustainable for the group. Its strength lies in its innate gift for taking control, but this ability must be expressed in alignment with the individual's design type. For Projectors, their need for control thrives when recognized and invited. Generators must wait to respond to opportunities for control, while Manifestors need to inform others before taking control. For those with an undefined Heart Center, it is crucial to



wait until control is offered, as pushing prematurely can lead to unnecessary stress or even health issues. Gate 21's energy is designed not only to provoke action in others but also to legitimately use force when necessary to stop interference that threatens the well-being of the tribe or its resources, including its commerce.

For Gate 21 to function optimally, it must be allowed to exercise its natural authority in both communal and personal settings. When this energy is obstructed or denied the ability to take control, it can result in anger, as its manifesting nature becomes stifled or repressed. This anger stems from the deep, inherent drive to protect and care for the tribe, and it arises when that role is blocked or undermined. However, when Gate 21 is supported and recognized, it serves the tribe by balancing control with care, ensuring the group's material independence and overall welfare. Gate 21 plays a vital role in tribal structures, blending its potential for dominance with a profound sense of responsibility. By securing resources, protecting the community, and establishing order, it actively contributes to the survival and success of the tribe, making it an essential force in communal life.

#### **Additional Gate Information:**

- Incarnation Crosses: Tension, Control, Endeavor
- Incarnation Quarter: Mind (Initiation) - Aries
- Energy Circuit: Tribal
- Amino Acid: Arginin
- Anatomy: Heart/Lungs
- Gene Keys: Control (Submissive-Controlling) - Authority - Valor

#### **Line 4: Strategy - Exalted**

Careful appraisal of opposing forces to establish a proper response.

↑ **Jupiter:** Success in action through clarity. The ego to succeed on the material plane and the instinct to use will power effectively in response to conditions.

- Line Quality: Fixed on externalizing its single track quality.

The fourth line of Gate 21 operates through careful strategic assessment, focusing on how to implement control in the transpersonal realm. With its fixed and externally focused nature, this line naturally analyzes and refines strategies to effectively manage different situations and personalities, ensuring its control manifests successfully.

#### **↑ Exaltation (Jupiter):**

This line's Jupiter exaltation enhances its ability to understand when and how to apply control effectively. For example, its strategic nature allows it to recognize whether firm boundaries or a lighter touch is needed in a given situation. This refined ability to assess dynamics ensures that its approach is always well-suited to the circumstances, leading to effective outcomes.

Jupiter's influence combines with the line's natural external focus to create successful strategies for managing diverse personalities and conditions. Its strategic brilliance allows it to cultivate the right relationships and orchestrate complex scenarios, making it particularly effective in leadership roles where control must be applied with precision.



### **Conscious Mars - Jupiter Cycle: Person**

In this cycle, you will meet someone who embodies the qualities of Mars, through this gate and line. This individual will reflect the energy of action, drive, and initiative, sparking a sense of momentum and courage within the channel they create with you. Their presence may feel dynamic and motivating, encouraging you to step out of your comfort zone and take purposeful action.

Since this connection creates definition through a channel, their influence will help you explore the themes of this gate and line. They may inspire you to channel your energy productively, embrace healthy ambition, and integrate lessons of determination and courage into your journey.

### **Gate 45: Gathering Together**

#### **The natural and generally beneficial attraction of like forces.**

Gate 45 embodies the energy of the natural tribal leader, carrying the responsibility of ensuring the tribe's structure, functionality, and competitiveness. It holds the unique role of speaking for the tribe, using language centered around "We need" or "We don't need," rather than self-focused statements. Its power lies in uniting people, serving as a figurehead that fosters tribal identity and loyalty. Gate 45 oversees the distribution of material resources, the establishment of laws, and the education of its members, ensuring that both the individual and the tribe benefit. These leadership qualities are essential for maintaining the tribe's vitality, growth, and competitive edge. However, this gate also comes with an innate sense of entitlement—almost a royal-like energy in its genetic makeup—that must be balanced with accountability to the greater good of the tribe.

The leadership of Gate 45 is rooted in traditional, hierarchical systems rather than democratic ones, and its success depends on mastering material growth, education, and resource management. While Gate 45 thrives in its role as a leader, it requires the support of Gate 21 to manage practical details and ensure efficient execution of its vision. The true strength of Gate 45 does not come from simply possessing resources but from using them to educate, unite, and enhance the well-being of the community. Its leadership is most effective when it prioritizes the tribe's health and wealth over personal gain. Although it enjoys the privileges of leadership, its value and longevity are determined by how well it serves and benefits the tribe as a whole, demonstrating a balance between material authority and tribal responsibility.

#### **Additional Gate Information:**

- Incarnation Crosses: Rulership, Possession, Confrontation
- Incarnation Quarter: Form (Civilization) - Gemini
- Energy Circuit: Tribal
- Amino Acid: Cystein
- Anatomy: Thyroid
- Gene Keys: Dominance (Timid-Pompous) - Synergy - Communion



#### Line 4: Direction - Juxtaposed

↑ **Jupiter:** The ability to focus the opportunity of gathering together for the service of higher principles. The expression of higher principles on the material plane.

↓ **Mars:** The tendency to try to influence the direction of a group action for personal benefit. The lack of expression of higher principles on the material plane.

- Line Quality: Fixed on externalizing its single track quality.

Line 4 in Gate 45 embodies a steadfast understanding of how benefits must be directed outward into the tribe. Line 4's natural networking ability allows it to recognize opportunities to gather people together, whether for the greater good or personal advantage. Once its genuine skills and ability to bring tribal benefit are recognized, Line 4 can quickly ascend into influential leadership, as it possesses the capability to deliver tangible results.

#### ↑ Exaltation (Jupiter):

Jupiter empowers Line 4 with the ability to focus tribal energy and direct resources toward genuine benefit. For example, when Line 4's worth is recognized, it may rapidly gather the right people to create support systems that ensure the tribe's foundational needs, such as food, shelter, and health, are met. This capacity for decisive action reinforces its leadership and strengthens the tribe.

With its outward-facing awareness, Line 4 maintains clarity about what constitutes real value for the tribe. Its network connections and ability to withstand resistance ensure that material resources are directed toward the greater good. Once recognition occurs, Line 4 transforms its vision into practical results, delivering prosperity that serves the tribe as a whole.

#### ↓ Detriment (Mars):

Under the influence of Mars, Line 4's focus shifts from serving the tribe to pursuing personal advantage. For instance, it may exploit its networking ability to secure power, using past allies as stepping stones and treating relationships as tools for self-gain. This distortion undermines the trust that elevated Line 4 to its position.

Mars blinds Line 4 to the growing resentment within the tribe as it prioritizes material success over tribal bonds. Isolated by its self-serving actions, Line 4's hold on power weakens over time. Without the support of allies, the discontent it ignores eventually leads to instability and the erosion of its leadership position.



## Educational Channels

---

An Educational Channel is created when two or more gates from your Jupiter Cycle come together. Since these gates are not part of your Foundation Design, the channel takes on an educational quality. This channel may also link two undefined centers in your design, which can further enhance its educational impact. Educational Channels may present themselves as opportunities for **developmental** growth, new **directional** movements, or lessons through your interactions with two or more individuals you encounter.

<b>Channel 3536: Transitoriness</b>	Experiential, Person, Developmental
-------------------------------------	-------------------------------------



## Activations of Channel 3536: Transitoriness

	P/D	Gate & Line	Fixing	Filter	Jupiter 5th Return
Jupiter 5th	Personality	36.3	None	Neptune	Developmental
Jupiter 5th	Design	35.3	None	Earth	Experiential
Jupiter 5th	Design	35.6	Detriment	Mars	Person
Jupiter 5th	Design	36.1	Exalted	Neptune	Developmental

### Channel 3536: Transitoriness

#### A Design of a Jack of all Trades.

The 3536 Channel, known as the Channel of Transitoriness, thrives on adventure and a deep drive for change, constantly seeking new and meaningful experiences. As part of the Abstract Circuit, it embodies a creative "I've been there, done that!" mentality. This channel is not about achieving specific outcomes or finding lasting satisfaction but about the wisdom gained through the unpredictable journey of life. Its greatest fulfillment comes from embracing life's fleeting nature and releasing expectations, allowing each experience to unfold naturally.

This channel demonstrates the beauty of the abstract by pointing to the great mystery of human existence: that while there are patterns in life, the outcomes of our experiences remain uncertain. It highlights the uniqueness of the human experience, showing that each individual has the potential to navigate life in a way that defies collective principles or general rules. By diving into life's transitory moments, the 3536 Channel reminds us that every experience—no matter how fleeting—adds something new to the human story.

Ultimately, the 3536 Channel plays a vital role in expanding humanity's experiential pool. By embracing its transient and unpredictable nature, it contributes to the shared history of what it means to be human, enriching our understanding of life's possibilities. It reminds us that the abstract is not about certainty but about exploring the limitless potential of our uniqueness, demonstrating that every individual experience can shape and expand the collective tapestry of humanity.

#### Components

Type: Manifested Channel

Energy Family: Sensing (Abstract) - Sharing

Gate 35: Progress: By design, progress cannot exist in a vacuum and is dependent on interaction. Quarter of Civilization.

Gate 36: The Darkening of The Light. The rule of cycles in which decline is a natural but not enduring stage. Quarter of Initiation.





## Jupiter 5th Return

### Conscious Neptune - Jupiter Cycle: Developmental

The Cycle Neptune radiates as a conscious field of visionary frequencies, influencing your personality's relationship with imagination, intuition, and spiritual connection through the gate and line it imprints. By forming a channel with your foundational design, this Neptunian activation serves as a developmental force, inviting your mind to consciously explore higher states of awareness. Neptune's energy acts as a veiling force, cloaking the deeper truths of its influence in mystery and subtlety. It cannot be fully penetrated; instead, it reveals itself gradually, often through intuition or creative inspiration, rather than direct understanding.

Neptune's developmental influence encourages conscious surrender to the unknown, inviting you to embrace its veiled nature as a source of spiritual insight and imaginative power. Through the gate and line it activates, Neptune supports your mind's ability to navigate the intangible, dissolving boundaries between reality and possibility. As the cycle unfolds, you will consciously engage with Neptune's elusive energy, integrating its themes of compassion, creativity, and higher awareness. This process allows you to align with Neptune's veiled frequencies, cultivating a deeper connection to life's mysteries and the infinite potential of imagination.

### Gate 36: The Darkening of the Light

**The rule of cycles in which decline is a natural but not enduring stage.**

Gate 36 is associated with inexperience and crisis within the Abstract Sensing Family. As part of the Transitoriness Channel, it is designed for initiation into new experiences, driven by the natural ebb and flow of emotional waves. Its energy is characterized by an intense hunger for experience, generating and releasing powerful feelings as it encounters the unknown. This gate naturally leads to crises—both large and small—as a result of its inexperience. These crises are not setbacks but opportunities for growth, much like the process of learning to ride a bicycle, where initial instability eventually transforms into mastery. However, Gate 36 is not designed to control or manifest experiences directly; instead, it must navigate the emotional highs and lows of its "hope and pain" wave as it seeks fulfillment.

The true value of Gate 36 lies not in the constant pursuit of experiences but in the wisdom gained from overcoming each crisis. Its gift is the ability to transform inexperience into profound emotional growth and a deeper understanding of life. When guided by Inner Authority, Gate 36 can navigate emotional turbulence with clarity, allowing it to embrace change and crisis as essential teachers. This energy seeks balance amid emotional challenges, ultimately offering valuable insights that arise from its journey. By moving through the highs and lows of its emotional wave, Gate 36 embodies the potential for transformation and the wisdom that comes from living life fully.

### Additional Gate Information:

- Incarnation Crosses: Eden, Crisis, Plane
- Incarnation Quarter: Mind (Initiation) - Pisces
- Energy Circuit: Sensing (Abstract)
- Amino Acid: Prolin
- Anatomy: Solar Plexus
- Gene Keys: Turbulence (Nervousness / Crisis Prone) - Humanity - Compassion



### Line 3: Transition - No Fixing

The point at which decline has exhausted its power.

↑ **Pluto:** Not Active (active from 2062.04.14) - The ability to establish a new order out of the ashes of the old. The emotional depth to endure crisis and embrace change.

↓ **Jupiter:** The tendency in renewal to try to assimilate the remains of the old order into the new with the risk that it may rise against the new order. The embrace of the change, but with feelings that will not let go of the past.

- Line Quality: Attuning and adapting to a trial and error process.

Line 3's journey is marked by trial and error, where seemingly casual experiences unexpectedly transform into major life transitions. What begins as a simple desire to try something new often cascades into profound change, leading Line 3 to navigate consequences far beyond initial expectations. This experimental approach to life consistently brings moments where small choices evolve into life-altering events.

#### ↑ Exaltation (Pluto):

Pluto intensifies Line 3's capacity to rebuild life from the unexpected consequences of its experiences. For example, a decision to take on a short-term project or hobby might unexpectedly lead to a career shift or a major relocation. These transitions demand that Line 3 adapt to entirely new realities, transforming its circumstances in ways it never anticipated. What starts as curiosity or experimentation often evolves into complete reinvention.

Through this Plutonian influence, Line 3's openness to new experiences becomes the doorway to profound change. Small, seemingly innocent actions regularly trigger massive life transitions, forcing Line 3 to embrace the raw power of transformation. Each trial and error experience becomes a gateway to new chapters of life, teaching Line 3 how to navigate and thrive amidst the sweeping changes it encounters.

#### ↓ Detriment (Jupiter):

Jupiter in detriment brings resistance to the full implications of Line 3's experiences, as it tries to limit their transformative power. For instance, Line 3 might attempt to maintain its previous life unchanged while navigating the consequences of a major decision, such as starting a new relationship or taking a new job. This resistance creates deeper complications, turning what could have been a clean transition into a prolonged, messy struggle.

By trying to selectively control which parts of an experience will create change, Line 3 blocks the natural flow of transformation. Its attempts to maintain familiar routines alongside shifting realities often force it to straddle incompatible worlds, complicating transitions further. Jupiter's influence amplifies these struggles, as the resistance to fully accepting change frequently results in the chaos Line 3 is trying to avoid. Ultimately, its path requires surrendering to the transformative power of experience rather than resisting it.



### Unconscious Earth - Jupiter Cycle: Experiential

During this cycle, the Unconscious Earth anchors the physical form, shaping the foundation of the body's stability and instinctual grounding. Acting as a steadying force, it supports the natural rhythms of balance, rootedness, and embodied intelligence. The Earth's energy pulses through the cycle, guiding the form to unconsciously align with its innate patterns of stability and adapt to its environment with resilience.

Through this experiential process, the Unconscious Earth offers the form opportunities to deepen its connection to balance and grounded presence. It supports the body's evolution from reactive patterns to embodied harmony, revealing the natural intelligence of the form's ability to stabilize and thrive. This cycle highlights the interplay between grounding and adaptability, allowing the form to unconsciously move in alignment with the rhythms of life and its physical foundation.

### Gate 35: Progress

**By design, progress cannot exist in a vacuum and is dependent on interaction.**

Gate 35 represents a critical aspect of the Abstract Sensing Family, embodying the drive for experience, change, and progress. It constantly seeks the next experience, like a mouse on a wheel, driven by an insatiable curiosity to explore what life has to offer. Gate 35 often develops a "jack of all trades" quality, knowing a little about a wide range of things due to its diverse encounters. Its energy is not about mastery or repetition but about accumulating a breadth of experiences, each contributing to a larger tapestry of life. However, the endless pursuit of novelty can lead to a cycle of anticipation and dissatisfaction—fulfilling one desire often sparks the need for the next, creating a restless energy that must be managed carefully to avoid recklessness or burnout.

The true gift of Gate 35 lies in the wisdom that emerges naturally from its breadth of experience. This wisdom is not deliberately sought but accumulates over time as the result of living a life filled with variety and change. When guided by Inner Authority, the energy of Gate 35 can lead to personal growth and the ability to offer a unique and valuable perspective to the collective. Its journey is one of embracing change, trusting its natural drive for exploration, and honoring the wisdom that comes from a life fully experienced.

#### Additional Gate Information:

- Incarnation Crosses: Consciousness, Experience, Separation
- Incarnation Quarter: Form (Civilization) - Gemini
- Energy Circuit: Sensing (Abstract)
- Amino Acid: Tryptophan
- Anatomy: Parathyroid
- Gene Keys: Hunger (Bored / Manic) - Adventure - Boundlessness



### Line 3: Collaboration - No Fixing

The whole is greater than the sum of its parts.

↑ **Jupiter:** Benefic encouragement of others that expands personal as well as communal progress. The ability to bring progressive change into others' lives.

↓ **Sun:** The need to be the center that ignores the importance of others. The need to be the center for progress.

- Line Quality: Attuning and adapting to a trial and error process.

Line 3's drive for progress manifests through intense experiential cycles that often draw others into its process. As a natural learner through trial and error, Line 3 navigates emotional waves and crises, creating both personal and collective transformation. Its path of change is often chaotic but ultimately serves a larger purpose.

#### ↑ Exaltation (Jupiter):

Jupiter expands Line 3's openness into a powerful force for collective growth. Line 3's willingness to engage with emotional energy creates opportunities for shared progress. For example, when faced with a challenging group project, Line 3's ability to embrace the emotional intensity of the situation often inspires others to step into their own growth. This openness turns personal experience into a vehicle for collective transformation.

Through direct engagement with emotional waves, Line 3 discovers that progress is rarely an isolated journey. Jupiter amplifies its capacity to turn messy, experiential crises into moments of shared wisdom. By fully embracing each challenge, Line 3 becomes a catalyst for advancing both itself and those around it.

#### ↓ Detriment (Sun):

Under the influence of the Sun's detriment, Line 3 can become overly fixated on its own process, losing sight of the collective. This distortion manifests as a need to be central to every crisis, creating unnecessary drama and chaos. For example, Line 3 might insist on leading a group through a conflict, even when collaboration or stepping back would achieve better results.

This self-centered approach clouds Line 3's natural openness, turning shared experiences into personal narratives. The Sun drives Line 3 to claim ownership of every transformative moment, pushing for progress on its own terms rather than allowing natural timing and collaboration. The challenge for Line 3 is to recognize that true progress often comes from sharing the spotlight. By balancing personal growth with collective advancement, Line 3 strengthens its ability to foster meaningful change for everyone involved.



### **Unconscious Mars - Jupiter Cycle: Person**

During this cycle, your form will encounter someone who embodies the instinctive and dynamic energy of Mars, unconsciously expressing the themes of the gate and line imprinted. This planetary activation creates a defined channel in your design. If this person is under 40, their energy may feel raw and impulsive, driven by passion and a need to act—even if they are not fully aware of the underlying forces guiding them. For those over 40, the expression of Mars is likely more intentional, shaped by experience and a mastery of their own strength.

This person's presence may awaken a natural drive within you, encouraging bold action and engagement with the energy of this channel. Their influence can help propel you forward with courage and determination. However, as always, it is up to your inner authority to decide whether or not to engage with this energy.

### **Gate 35: Progress**

**By design, progress cannot exist in a vacuum and is dependent on interaction.**

Gate 35 represents a critical aspect of the Abstract Sensing Family, embodying the drive for experience, change, and progress. It constantly seeks the next experience, like a mouse on a wheel, driven by an insatiable curiosity to explore what life has to offer. Gate 35 often develops a "jack of all trades" quality, knowing a little about a wide range of things due to its diverse encounters. Its energy is not about mastery or repetition but about accumulating a breadth of experiences, each contributing to a larger tapestry of life. However, the endless pursuit of novelty can lead to a cycle of anticipation and dissatisfaction—fulfilling one desire often sparks the need for the next, creating a restless energy that must be managed carefully to avoid recklessness or burnout.

The true gift of Gate 35 lies in the wisdom that emerges naturally from its breadth of experience. This wisdom is not deliberately sought but accumulates over time as the result of living a life filled with variety and change. When guided by Inner Authority, the energy of Gate 35 can lead to personal growth and the ability to offer a unique and valuable perspective to the collective. Its journey is one of embracing change, trusting its natural drive for exploration, and honoring the wisdom that comes from a life fully experienced.

#### **Additional Gate Information:**

- Incarnation Crosses: Consciousness, Experience, Separation
- Incarnation Quarter: Form (Civilization) - Gemini
- Energy Circuit: Sensing (Abstract)
- Amino Acid: Tryptophan
- Anatomy: Parathyroid
- Gene Keys: Hunger (Bored / Manic) - Adventure - Boundlessness



## Line 6: Rectification - Detriment

The energy to correct.

↓ **Mars:** A destructive tendency that in its personal application may be the necessary severity to ensure correction but when applied generally, it will meet with resistance and tend to reinforce rather than rectify situations. Correction which brings change through severity and even destruction, and will always meet resistance.

- Line Quality: Transition maturation with a perspective beyond the gate and circuit. The role model.

- Transition: 45.1 - Canvassing

Line 6's relationship with experience is shaped by its journey through three distinct phases, all driven by the central question: "What will this correct?" In youth, Line 6 often engages in a misguided search for experiences that promise transformation. During the roof phase, it develops clarity about which experiences truly offer corrective potential. Finally, Line 6 emerges as a role model, embodying the wisdom of identifying and engaging with genuinely corrective experiences.

### ↓ **Detriment (Mars):**

Under the influence of Mars in detriment, Line 6's search for corrective experiences becomes an aggressive pursuit of intensity. In youth, this might lead Line 6 to dive into extreme practices, controversial movements, or confrontational relationships, believing their severity guarantees transformation. For example, Line 6 may reject gentler or less dramatic paths, assuming they lack the power to create meaningful change.

Even in later phases, Mars can push Line 6 to force situations toward breaking points, convinced that only dramatic breakthroughs or catharsis can bring real correction. This approach often leads to unnecessary crises, leaving both Line 6 and those around it drained rather than transformed. Over time, however, Mars teaches Line 6 that true correction often arises from wisdom and patience rather than force. Recognizing this tendency to push too hard is key to Line 6 fully stepping into its role model phase and engaging with experiences that offer genuine, sustainable transformation.



### Unconscious Neptune - Jupiter Cycle: Developmental

The Cycle Unconscious Neptune radiates as a field of fluid and veiling frequencies, influencing your form's profound relationship with hydration, moisture balance, and liquid rhythms. Through the gate and line it imprints, and by forming a channel with your foundational design, Neptune acts as a deeply rooted developmental force, shaping your body's capacity for circulation, absorption, and subtle fluid regulation. This influence operates beneath conscious awareness, guiding your form through patterns of flowing hydration and delicate balance. As the form's archetypal water bearer, Neptune aligns with the body's inherent ability to transform fluid distribution into life-sustaining essence, shifting between states of hydration and equilibrium as it moves through this cycle.

Neptune's developmental influence encourages your body to refine its capacity for fluid harmony, gradually evolving from simple hydration to an intricate balance of liquid rhythms. By forming a channel with your foundational design, this planetary force unconsciously strengthens your form's ability to maintain its moisture balance, shaping its vitality and subtle currents of sustenance. As the cycle progresses, your form will integrate Neptune's lessons of flow, hydration, and cellular harmony, responding instinctively to its aqueous and veiling frequencies.

### Gate 36: The Darkening of the Light

**The rule of cycles in which decline is a natural but not enduring stage.**

Gate 36 is associated with inexperience and crisis within the Abstract Sensing Family. As part of the Transitoriness Channel, it is designed for initiation into new experiences, driven by the natural ebb and flow of emotional waves. Its energy is characterized by an intense hunger for experience, generating and releasing powerful feelings as it encounters the unknown. This gate naturally leads to crises—both large and small—as a result of its inexperience. These crises are not setbacks but opportunities for growth, much like the process of learning to ride a bicycle, where initial instability eventually transforms into mastery. However, Gate 36 is not designed to control or manifest experiences directly; instead, it must navigate the emotional highs and lows of its "hope and pain" wave as it seeks fulfillment.

The true value of Gate 36 lies not in the constant pursuit of experiences but in the wisdom gained from overcoming each crisis. Its gift is the ability to transform inexperience into profound emotional growth and a deeper understanding of life. When guided by Inner Authority, Gate 36 can navigate emotional turbulence with clarity, allowing it to embrace change and crisis as essential teachers. This energy seeks balance amid emotional challenges, ultimately offering valuable insights that arise from its journey. By moving through the highs and lows of its emotional wave, Gate 36 embodies the potential for transformation and the wisdom that comes from living life fully.

#### Additional Gate Information:

- Incarnation Crosses: Eden, Crisis, Plane
- Incarnation Quarter: Mind (Initiation) - Pisces
- Energy Circuit: Sensing (Abstract)
- Amino Acid: Prolin
- Anatomy: Solar Plexus
- Gene Keys: Turbulence (Nervousness / Crisis Prone) - Humanity - Compassion



### Line 1: Resistance - Exalted

↑ **Mars:** The energy and determination to persevere in the face of opposition. The emotional power to handle crisis.

- Line Quality: Introspective and investigating.

Line 1 approaches the raw dynamics of crisis and inexperience through deep investigation, setting the groundwork for understanding Gate 36's essential nature: transforming the limitation of innocence through crisis. From this introspective foundation, Line 1 builds practical wisdom by observing and engaging with the emotional turbulence that arises in moments of challenge and change.

#### ↑ **Exaltation (Mars):**

Mars grants Line 1 remarkable stamina and determination, empowering it to delve deeply into the mechanics of crisis while maintaining emotional resilience. For example, when confronted with a sudden conflict in a relationship, Line 1 uses its investigative nature to carefully analyze the situation, uncovering insights about the emotional dynamics at play. These experiences allow Line 1 to develop the strength to navigate emotional storms and transform the limitations of inexperience into practical understanding that benefits both itself and others.

Through direct engagement with challenging situations, Line 1 gains valuable insights into the interplay between resistance and growth. Mars strengthens its resolve, enabling Line 1 to emerge from crises with greater clarity and a deeper understanding of how to navigate the emotional turbulence of crisis. This process transforms raw, untested innocence into a foundation of wisdom that serves as a guide for future challenges.





## Introduction to Environmental Gates

---

Environmental Gates in your Jupiter Cycle represent additional characteristics that manifest in the people or specific individuals around you. Think of these characteristics as the backdrop of the scene in the movie of your Jupiter Cycle. These "characters" bring color and depth to the environment stipulated by the Jupiter Cycle Nodes and are certainly worth noticing; however, because they are designated as environmental activations, you are not intended to interact with these forces.

While your Shadow Mind may be tempted to engage with them, your inner authority will not—it inherently understands that these environmental themes are not meant for you to focus on or waste energy interacting with. These Environmental Gates and Lines are further influenced by the planet imprinting them. For example, Mercury may represent a background character attempting to communicate the essence of the gate and line it brings. You may observe this, but your authority will remain detached. Be aware, your Shadow Mind is influenced by everything!



## Head Center

---

P/D	Gate & Line	Fixing	Filter	Jupiter 5th Return
-----	-------------	--------	--------	--------------------

You have no Environmental planet imprints in this center.



## Ajna Center

P/D	Gate & Line	Fixing	Filter	Jupiter 5th Return
Design	11.3	Detriment	Venus	Environmental

### Unconscious Venus - Jupiter Cycle: Environmental

During this cycle, your form may become aware of someone who embodies the energy of Venus, emphasizing themes of discernment, values, and the beauty of refinement through the gate and line imprinted. This person may encourage you to reflect on what truly matters in your relationships, creativity, and sense of self-worth.

However, their presence is primarily intended to enrich the environment around you, as this activation does not form a channel in your design. Consequently, your inner authority is unlikely to engage directly with this energy.

### Gate 11: Peace

**A harmonic condition in the individual or society that permits assessment before renewed action.**

Gate 11 embodies the gift of ideas and the ability to assess abstract possibilities, providing mental energy for visualizing concepts formed from historical and experiential information. This gate draws on the inspiration and realizations notably processed by the 47<sup>th</sup> gate, generating a continuous stream of ideas meant to be shared with others rather than acted upon personally. Gate 11 has a natural talent for seeing the value in abstract mental information and transforming it into concepts that stimulate thought and discussion. This ability makes it a vital resource for educating others and encouraging collective growth. By enabling the reassessment of past experiences and the formation of new perspectives, Gate 11 plays a key role in fostering innovation and creativity, particularly in fields that require fresh thinking and visionary approaches.

While Gate 11 thrives on mental stimulation and the sharing of ideas, it can sometimes struggle to differentiate between ideas meant for personal action and those designed purely for consideration. A guiding principle here is that mental ideas are not meant for direct action, and it is unnecessary to feel concerned if not all ideas come to fruition. Their primary purpose is to spark dialogue, inspire reflection, and encourage reassessment of past choices. This ability to generate concepts and provoke thought is a valuable asset in a complex and evolving world. Gate 11 contributes significantly to the collective process of education and societal evolution, helping humanity pause, reflect on lessons learned, and refine its approach before embarking on new endeavors. Through this, it ensures that the past informs the future in meaningful and innovative ways.

### Additional Gate Information:

- Incarnation Crosses: Eden, Ideas, Education
- Incarnation Quarter: Spirit (Mutation) - Sagittarius
- Energy Circuit: Sensing (Abstract)
- Amino Acid: Threonin
- Anatomy: Pituitary Gland, Left Eye
- Gene Keys: Obscurity (Fantasizing-Deluded) - Idealism - Light



### Line 3: The Realist - Detriment

The acknowledgement that peace is transitory.

↓ **Venus:** The tendency to appreciate harmony to the point of delusion. The belief that beauty is eternal. Fiddling while Rome burns. A pleasure in ideas that have no real application.

- Line Quality: Attuning and adapting to a trial and error process.

This is a line that naturally experiences the temporary nature of ideas through trial and error. Through directly experiencing how ideas arise and dissolve, it learns that ideas flow in cycles, coming and going.

#### ↓ **Detriment (Venus):**

In detriment, this line becomes attached to beautiful but impractical ideas, losing its natural realism. Like someone opening a shop selling beautifully crafted garden gnomes in a village with no demand for them.

It clings to harmonious concepts long after they've lost relevance. Rather than accepting natural cycles of creation and dissolution, it tries to preserve what should be released. The capacity for realistic assessment dissolves into aesthetic escapism, ignoring urgent realities in favor of pleasant diversions.



## Throat Center

P/D	Gate & Line	Fixing	Filter	Jupiter 5th Return
Personality	62.2	None	Moon	Environmental
Design	23.5	Detriment	Moon	Environmental

### Conscious Moon - Jupiter Cycle: Environmental

During this cycle, you may notice someone who brings a clear and active focus to the gate and line imprinted by the Moon in your chart. This person embodies the Moon's flowing and nurturing energy, naturally influencing the emotional tone of the environment. Through their emotional awareness and sensitivity, they bring conscious attention to the themes and experiences associated with this gate and line.

However, this activation does not create a channel in your design, so your Inner Authority is unlikely to pay direct attention to this energy. Instead, their presence serves as a background influence within the environment, subtly encouraging you to reflect on your feelings, process emotions, and align with the themes of this part of your chart.

### Gate 62: Preponderance of the Small

**Caution, patience and detail produce excellence out of limitation.**

Gate 62 embodies the power of communication within the Logical Understanding family, organizing mental patterns into clear, factual, and detailed language. Its nature precisely names and describes by organizing facts, translating complex concepts into accessible terms while avoiding premature information sharing. The challenge of Gate 62 lies in patiently assembling details to create robust frameworks for understanding. Its effectiveness requires recognizing that presenting facts does not necessarily equate to correctness. This gate serves as the voice of the logical mind, expressing itself through "I think" assertions rather than initiating action. Its validation depends on experiential proof that goes beyond mental processing, ensuring that its observations and facts hold true in practice.

The strength of Gate 62 lies in projecting logical patterns forward while noticing even the smallest details. Its power extends to the capacity for cross-species communication, contributing to collective understanding through the articulation of clear and organized details. Effectiveness emerges through careful observation and adherence to facts, avoiding assumptions about patterns. The accuracy of this gate depends on patience and thorough examination rather than jumping to immediate conclusions. By sharing organized information rather than making unsupported assumptions, Gate 62 serves as a powerful force for clarity, contributing to the collective progress of logical understanding.

### Additional Gate Information:

- Incarnation Crosses: Maya, Detail, Obscuration
- Incarnation Quarter: Form (Civilization) - Cancer
- Energy Circuit: Logical
- Amino Acid: Tyrosin
- Anatomy: Throat / Thyroid
- Gene Keys: Intellect (Obsessive/Pedantic) - Precision - Impeccability



## Line 2: Restraint - No Fixing

↑ **Saturn:** The innate restrictiveness and discipline to comply with and exalt restraint. The discipline necessary for detail work.

↓ **Mercury:** The intellect stymied by severe restraints tends to anxiety and restlessness. The expression of anxiety and restlessness when faced with detail work.

- Line Quality: Projection inwards. No subjective ability to see in. The natural.

Line 2 in Gate 62 creates a unique dynamic in the realm of detailed communication, projecting an image of disciplined focus and methodical investigation. This natural projection can lead to both opportunities and challenges in how it processes and shares logical information with others.

### ↑ Exaltation (Saturn):

With Saturn exalted, Line 2 projects an aura of disciplined dedication to detail work. For example, its Saturnian influence creates an outward appearance of methodical focus and systematic investigation that inspires trust from others. This projection often draws people seeking careful logical analysis, even when Line 2's actual process may still be unfolding internally.

Saturn's structured energy allows Line 2 to maintain a composed and focused demeanor, even when working with complex details. This projected restraint not only creates beneficial spaces for logical exploration but also inspires others to approach their work with greater discipline, amplifying the value of logical processes.

### ↓ Detriment (Mercury):

With Mercury in detriment, Line 2 may experience internal tension between its projected image of careful study and its actual experience of processing information. For instance, the disconnect between its appearance of focused restraint and its inner restlessness can lead to anxiety, especially when others expect it to validate its projected expertise with concrete results.

Mercury's restless influence may also cause Line 2 to feel pressured to maintain its image of disciplined focus while wanting to move beyond theory. This internal conflict can create a sense of urgency, sometimes leading to action that pushes others to support its logical explorations, even when they remain incomplete.



### **Unconscious Moon - Jupiter Cycle: Environmental**

During this cycle, your form may notice someone who brings a unique focus to the gate and line imprinted by the Moon in your Cycle chart. This person embodies the Moon's flowing and receptive energy, naturally drawing attention to this aspect of the cycle. Through their emotional awareness and attunement, they help illuminate the themes and experiences associated with this gate and line.

However, this activation does not create a definition in your design and is not directly significant to you. Instead, it serves as a background influence—a character within the environment of your cycle.

### **Gate 23: Splitting Apart**

**Splitting Apart: Amorality. The awareness and understanding which leads to the acceptance of diversity.**

Gate 23 possesses a remarkable ability to transform inner acoustic knowing into spoken language, a process that is both magical and challenging. As part of the Individual Knowing circuit, this gate introduces innovative ideas capable of transforming and improving collective structures. Its mutative energy is not confined to what is already known but instead draws from raw, unfiltered insight that transcends logic or belief. The expression of this knowing, often prefaced with "I know," requires crystal-clear articulation to avoid misunderstanding or rejection. Gate 23 is not solely focused on creating something entirely new; it also seeks to bring efficiency and refinement to what already exists. Its insights are inherently amoral, dealing with raw information free from societal notions of right or wrong, and it prioritizes efficiency and progress above all else. This unique approach can set it apart, attracting attention for its originality but risking alienation if its ideas are poorly timed or misunderstood.

To fully realize its potential, Gate 23 must learn to balance its individuality with collective understanding, waiting for the right moment to share its concepts. Timing and clarity are essential to effectively communicate its transformative energy, ensuring it resonates with its audience. By integrating into the collective while maintaining its distinct perspective, Gate 23 becomes a powerful force for progress, serving as a vital bridge between individual insight and the evolution of collective structures. Its concepts have the power to reshape collective structures, fostering progress and innovation in meaningful and practical ways. When successfully expressed, the mutative energy of Gate 23 drives efficiency, refinement, and transformation, creating lasting impact across the collective.

#### **Additional Gate Information:**

- Incarnation Crosses: Explanation, Assimilation, Dedication
- Incarnation Quarter: Form (Civilization) - Taurus
- Energy Circuit: Knowing (Individual)
- Amino Acid: Leucin
- Anatomy: Thyroid
- Gene Keys: Complexity (Dumb-Fragmented) - Simplicity - Quintessence



### Line 5: Assimilation - Detriment

The practical acceptance of the values of another path.

↓ **Moon:** Motive driven assimilation from an inferior position, i.e. for protection or nourishment. Motive driven assimilation for acceptance and protection from the collective.  
- Line Quality: Projected on as a universalized quality.

The fifth line of Gate 23 carries the universal projection quality of bridging individual knowing with collective acceptance. Its role embodies the delicate balance between preserving authentic individual insight while finding practical ways to integrate and communicate with the collective consciousness. This positioning creates a natural tension between maintaining its unique perspective and adapting to social dynamics.

#### ↓ **Detriment (Moon):**

The Moon's detriment introduces a fear of rejection that can lead the line to dilute or withhold its authentic insights. For instance, it might hesitate to share its knowing, prioritizing social acceptance over truth, or carefully calculate interactions to avoid conflict, ultimately limiting its impact on the collective.

This influence challenges the line to distinguish between necessary adaptation and unnecessary compromise. Success lies in recognizing that true assimilation doesn't require sacrificing its authentic perspective, but rather developing the skills to communicate effectively. By overcoming fear-based accommodation, the line can move toward authentic and impactful integration.





## G Center

P/D	Gate & Line	Fixing	Filter	Jupiter 5th Return
Design	25.1	None	Jupiter	Environmental

### Unconscious Jupiter - Jupiter Cycle: Environmental

During this cycle, your form may become aware of someone who embodies the expansive and protective energy of Jupiter, expressing the themes of the gate and line imprinted with wisdom, growth, and abundance.

This person's presence may inspire a sense of faith and optimism within you, encouraging an expanded perspective and alignment with the energy of this gate and line. Their influence may feel magnanimous, offering guidance or opportunities for growth. However, their impact is primarily intended to enrich the environment around you, as this activation does not form a channel in your design. As a result, your inner authority is unlikely to engage directly with this energy.

### Gate 25: Innocence

**The perfection of action through on uncontrived and spontaneous nature.**

Gate 25 embodies a profound capacity for universal, unconditional love that transcends individuals and encompasses all of existence. This "cool" and impersonal love reflects a deep compassion for life in its entirety, offering others a sense of self-acceptance simply by being in its presence. It carries the challenge of maintaining a state of unaffected innocence despite the trials and hardships of life. Each experience, no matter how difficult, has the potential to deepen this innate innocence and naturalness, reinforcing its connection to the sacredness of life. Mystical in nature, Gate 25 often resonates with the energy of a shaman or priestess, embodying an intuitive understanding of life's deeper, spiritual dimensions. Themes of blood, whether symbolic or literal, may recur in its experiences, as this gate represents "the blood within the vessel of love," tying it to the essence of vitality and connection.

This gate's universal love can sometimes be misunderstood, as its affection extends equally to all things, from a sunrise or a crystal to a person. Its unique perspective finds meaning in life's interconnectedness, transcending the apparent pointlessness of existence by embracing the sacred unity of all that is. Gate 25 serves as a vessel for universal love, radiating a profound sense of acceptance and unity to the world. Its energy naturally conditions others, inviting them to embrace themselves and life as it is. Through its deep compassion and spiritual clarity, Gate 25 brings an extraordinary sense of meaning and harmony to the human experience.

### Additional Gate Information:

- Incarnation Crosses: Vessel of Love, Innocence, Healing
- Incarnation Quarter: Mind (Initiation) - Aries / Pisces
- Energy Circuit: Centering
- Amino Acid: Arginin
- Anatomy: Blood
- Gene Keys: Constriction (Ignorant-Cold) - Acceptance - Universal Love



## Line 1: Selflessness - No Fixing

### Motiveless action.

↑ **Neptune:** Not Active (Active from 2025.02.11) - The universalization of activity. Psychic attunement that is its own reward. The potential for centering through attunement to challenges.

↓ **Mercury:** A tendency to publicize one's selflessness. The insecurity of the Self manifested in times of challenge.

- Line Quality: Introspective and investigating.

The first line of Gate 25 embodies an investigative nature that seeks to understand the foundation of universal love through the paradox of selflessness and ego. This foundational position brings the line into contact with the mystery of motiveless action in a world driven by motives. By examining the true nature of selfless love, the line explores the challenge of identity in modern times, ultimately discovering that universal love requires transcending the need to claim or possess power.

### ↑ Exaltation (Neptune):

Neptune grants the line a profound capacity for universal attunement, allowing it to transcend personal reward or recognition. For example, through its investigative process, the line uncovers a pure state of selflessness, where action flows naturally without attachment to outcomes. This psychic attunement becomes its own reward, requiring no external validation.

This Neptunian influence allows the line to meet each moment with presence and acceptance, moving through challenges without the burden of personal motives. By aligning itself with universal love, the line discovers that true selflessness arises spontaneously, offering direct experience of love in its most essential form.

### ↓ Detriment (Mercury):

Mercury in detriment brings a tendency for the line to seek validation for selfless acts, manifesting as a need for recognition or acknowledgment. For instance, during moments of challenge, the line may feel compelled to publicize its selflessness, undermining the authenticity of its motiveless actions. This behavior reflects an insecurity tied to identity and self-worth.

This detriment challenges the line to examine the subtle motives behind seemingly selfless actions. By investigating its own patterns, the line learns to distinguish between genuine selflessness and the desire for external approval. Through this process, it confronts humanity's collective struggle with authentic selflessness, transforming personal challenges into insights about the nature of universal love.



## Heart Center

---

P/D	Gate & Line	Fixing	Filter	Jupiter 5th Return
-----	-------------	--------	--------	--------------------

You have no Environmental planet imprints in this center.



## Splenic Center

P/D	Gate & Line	Fixing	Filter	Jupiter 5th Return
Design	44.6	None	South Node	Environmental

### Unconscious South Node - Jupiter Cycle: Environmental Direction

The Design North Node represents your form’s unconscious resonance with future environmental alignment during this cycle. This directional force subtly guides your body toward new and unfamiliar environments shaped by the gate and line it imprints, creating a physical backdrop that supports the cycle’s growth and expansion. Its energy unconsciously aligns your form with people or characteristics within these future spaces that are essential for the next phase of your journey.

Because this activation does not create a channel in your design, your Inner Authority is unlikely to directly engage with this energy. Instead, the North Node’s influence operates in the background, gradually drawing your form toward the qualities or individuals present in these new environments. These elements act as a passive yet vital foundation, supporting the cycle’s evolution and guiding your form toward its natural trajectory.

### Gate 44: Coming to Meet

**The success of any interaction is based on the absence of any preconditions.**

Gate 44 embodies a lightning-fast instinct for awareness and alertness, drawing upon a deep well of cellular memory that spans the evolutionary history of humanity. This instinctive energy is uniquely attuned to identifying the material capabilities of others with remarkable accuracy, making it a vital resource in tribal or group dynamics. Its connection to the past also brings an acute awareness of historical failures, which can manifest as a fear of repeating mistakes or concerns about the collapse of tribal structures. As part of the Channel of Surrender (26-44), Gate 44 plays a crucial role in identifying the right people and opportunities to ensure the successful manifestation of material resources. Operating spontaneously, its instincts allow for quick and accurate assessments of people and situations, providing a foundation for survival and material success.

The energy of Gate 44 serves both individuals and the community, offering a protective instinct and a clear sense of who fits where within a group or organization. It functions much like a skilled personnel manager, matching people to the roles where they can thrive and contribute most effectively. For its full potential to be realized, Gate 44 requires openness to interaction without preconditions, trusting its moment-to-moment instincts to guide decisions. Its alertness and wisdom are essential for the survival and competitiveness of tribal or business endeavors, ensuring that resources are used efficiently and effectively. Ultimately, Gate 44 contributes to the success and thriving of the tribal community, bringing a deeply instinctive intelligence to the management of material resources and human collaboration.

### Additional Gate Information:

- Incarnation Crosses: Four Ways, Alertness, Incarnation
- Incarnation Quarter: Relationships (Duality) - Scorpio / Libra
- Energy Circuit: Tribal
- Amino Acid: Glutamin Acid
- Anatomy: Immune System
- Gene Keys: Interference (Distrustful / Misjudging) - Teamwork - Synarchy



## Line 6: Aloofness - No Fixing

↑ **Pluto:** A perfected renewal in which the establishment of a new form inures one to the condemnation of the rejected. The awareness of patterns which ensures one's instinctive well-being.

↓ **Earth:** Intolerance and arrogance for lesser mortals. The awareness of patterns which can bolster the ego at the expense of the well-being of others.

- Line Quality: Transition maturation with a perspective beyond the gate and circuit. The role model.

- Transition: 01.1 - Creativity is independent of Will

Line 6 in Gate 44 excels at managing tribal resources while keeping its perspective focused on the horizon, scanning for rare sparks of individual innovation that could evolve the entire system. Like introducing new seeds to strengthen a crop, Line 6 recognizes that the tribe requires fresh inputs to avoid stagnation and ensure long-term survival.

### ↑ Exaltation (Pluto):

Pluto influences Line 6 with a keen ability to identify individuals whose creativity can catalyze tribal evolution. For example, while managing everyday tribal dynamics, Line 6 may spot a rare individual whose fresh ideas can be safely integrated into the existing structure, enhancing stability while fostering growth. This ability bridges necessary stability with essential evolution.

From its elevated perspective, Line 6 becomes highly attuned to recognizing innovative opportunities that could benefit the tribe. It understands that without these moments of fresh input, the tribe risks stagnation. By carefully integrating these rare innovations, Line 6 ensures that the tribe remains both cohesive and progressive, balancing survival with advancement.

### ↓ Detriment (Earth):

When influenced by the Earth, Line 6's sharp pattern recognition can lead to a world-weary aloofness if no innovative sparks are present. For example, in its early subjective phase, Line 6 may feel burdened by the repetitive nature of tribal dynamics, leading to a sense of futility in managing resources. Without signs of potential evolution, daily tasks become tedious and uninspiring.

This detachment deepens during the objective roof phase, where Line 6 may feel trapped in the monotony of unchanging tribal routines. Its sharp awareness of entrenched patterns becomes a source of melancholy, as it struggles to maintain interest in seeking opportunities for evolution. This resigned detachment risks diminishing Line 6's role in guiding the tribe toward growth and advancement.



## Sacral Center

P/D	Gate & Line	Fixing	Filter	Jupiter 5th Return
Personality	27.4	None	North Node	Environmental

### Conscious North Node - Jupiter Cycle: Environment Direction

The Personality North Node represents your conscious connection to the environments that support growth and forward movement during this cycle. This directional force subtly draws you toward spaces shaped by the gate and line it imprints, highlighting people or characteristics within these environments that align with the cycle’s trajectory. These elements act as a background influence, pointing toward the potential for expansion and evolution during this phase.

Because this activation does not create a channel in your design, your Inner Authority is unlikely to actively engage with this energy. Instead, the North Node’s influence shapes the environment itself, encouraging you to notice and acknowledge the qualities or individuals present in these spaces. These environmental elements are intentionally part of the backdrop, supporting the unfolding of the cycle’s future direction.

### Gate 27: Nourishment

**The enhancement of the quality and the substance of all activities through caring.**

Gate 27 embodies a powerful energy for nurturing and caring, deeply rooted in the drive to preserve and nourish others—physically and intellectually. It plays various roles, from provider and benefactor to nurturer and distributor, with its caring nature central to fostering growth and well-being. However, effective care starts with self-care, and Gate 27’s challenge lies in balancing selflessness with self-preservation. Without this balance, its natural compassion risks becoming overextended, leading to self-sacrifice or burnout. As its energy requires a sacral response, Gate 27 is most effective when it waits for a clear bodily signal before deciding who or what to nurture, rather than impulsively rushing to care indiscriminately.

This gate’s ability to provide nurturing extends beyond meeting basic needs, as it also supports the development of intelligence and growth in others. Without the complementary Gate 50, setting healthy boundaries around its caring impulses may be more difficult, but these limits can be naturally reinforced through interactions with others who carry Gate 50 or through planetary transits. When understood and applied wisely, Gate 27’s energy enhances relationships and activities by infusing them with genuine, balanced care. Its nurturing presence has the potential to uplift and strengthen others while promoting sustainable, compassionate connections.

### Additional Gate Information:

- Incarnation Crosses: Sphinx, Self-Expression, Defiance
- Incarnation Quarter: Spirit (Mutation) - Scorpio
- Energy Circuit: Knowing (Individual)
- Amino Acid: Lysin
- Anatomy: Liver
- Gene Keys: Entropy (Depressive-Frenetic) - Freshness - Beauty



#### Line 4: Generosity - No Fixing

The natural sharing of attained abundance.

↑ **Jupiter:** Magnanimous and qualitative sharing. The gift of rewarding those who are deserving. The power and strength to share generously.

↓ **Mars:** Indiscriminate sharing. The potential loss of power and strength through indiscriminate sharing.

- Line Quality: Fixed on externalizing its single track quality.

The fourth line of Gate 27 naturally influences others by embodying an understanding of the universal principles of caring. Its visibility as someone who recognizes the larger context of values and laws governing resource distribution makes it uniquely suited to effectively share abundance once it is attained.

#### ↑ Exaltation (Jupiter):

With Jupiter in exaltation, the fourth line expresses generosity through principled and gifted distribution of resources. Its expansive influence enables it to recognize worthy recipients who will truly benefit from its care. For example, the fourth line might identify a struggling community and allocate resources in a way that creates sustainable improvements, ensuring long-term impact rather than temporary relief.

Jupiter's influence enhances the fourth line's ability to manage resources wisely, maintaining sustainable giving without depleting itself. Its deep understanding of abundance principles ensures that its caring contributions enrich lives while preserving balance. This natural sense of timing and focus allows its generosity to leave a lasting mark.

#### ↓ Detriment (Mars):

With Mars in detriment, the fourth line's distributive power can be corrupted by excessive caution and fear of scarcity. Its natural influence may become restricted by rigid rules or a fear of being unworthy to share. For instance, the fourth line might hesitate to offer help in a critical moment, overthinking the process and missing the opportunity to provide meaningful care.

Mars's immature nature can cause the fourth line to turn inward, hoarding resources instead of distributing them. This contraction arises from a need to maintain control, ultimately limiting its ability to respond spontaneously and appropriately. Without flexibility, its generosity becomes stifled, reducing its overall capacity to serve and support others effectively.



## Solar Plexus Center

P/D	Gate & Line	Fixing	Filter	Jupiter 5th Return
Personality	30.6	None	Mercury	Environmental
Personality	30.6	None	Saturn	Environmental
Design	49.2	None	Saturn	Environmental

### Conscious Mercury - Jupiter Cycle: Environmental

During this cycle, you may notice someone who brings a clear and active energy to the gate and line imprinted by Mercury in your chart. This person embodies Mercury’s energy of communication and intellectual curiosity, naturally influencing the environment with ideas, conversations, and mental clarity. Through their words and insights, they bring conscious attention to the themes and experiences associated with this gate and line.

However, this activation does not create a channel in your design, so your Inner Authority is unlikely to pay direct attention to this energy. Instead, their presence serves as a background influence within the environment, subtly inspiring you to explore new perspectives, refine how you express yourself, and engage with the mental themes tied to this part of your chart.

### Gate 30: The Clinging Fire

#### Freedom recognized as an illusion and limitation accepted as a fate.

Gate 30 embodies a profound capacity for feelings, desire, and longing, forming the emotional foundation of life’s experiences. As part of the Abstract Sensing Circuit, it is driven by a hunger for new experiences, even when it doesn’t fully understand what it longs for. This gate’s primary challenge lies in managing its desires with emotional clarity and patience, avoiding impulsiveness or becoming overwhelmed by unfulfilled expectations. Approaching new experiences with a sense of ‘coolness’ and emotional balance allows Gate 30 to navigate life without taking outcomes personally. While initial desires or mental expectations often don’t align with actual results, this gate thrives when it embraces the unexpected twists of life, known as the ‘Fates,’ which lead to discovery and growth. Wisdom emerges when Gate 30 learns to honor the journey itself, rather than fixating on achieving specific outcomes.

Deeply connected to the energy of desire and emotional intensity, Gate 30 reflects the raw and transformative power of feelings. Its emotional depth allows it to use feelings as a compass, guiding it through life’s rich tapestry of experiences. Without emotional clarity, its constant longing can feel overwhelming, but when aligned with Inner Authority, Gate 30 navigates its emotional landscape with grace and resilience. Its true gift lies in its ability to feel deeply and authentically, inspiring others to embrace the unpredictability of life. By honoring its desires without attachment to specific results, Gate 30 transforms its emotional hunger into a source of empowerment and fulfillment, finding meaning in the ever-changing flow of experience.

#### Additional Gate Information:

- Incarnation Crosses: Contagion, Fates, Industry
- Incarnation Quarter: Mind (Initiation) - Aquarius
- Energy Circuit: Sensing (Abstract)
- Amino Acid: Glutamin
- Anatomy: Solar Plexus
- Gene Keys: Desire (Over-serious-Flippant) - Lightness - Rapture





## Line 6: Enforcement - No Fixing

The discipline to maintain right action.

↑ **Mars:** The assertiveness to purge the inferior while accepting to lead the weak. The strength to eliminate negative feelings.

↓ **Moon:** An inherent peacefulness that all too often will abide the presence of inferior forces. A lack of strength in eliminating negative feelings.

- Line Quality: Transition maturation with a perspective beyond the gate and circuit. The role model.

- Transition: 55.1 - Cooperation

The sixth line of Gate 30 takes on a role model perspective, seeking the ultimate emotional experience by recognizing and connecting with superior or high-quality forces. Like a connoisseur of feeling, it naturally discerns between experiences that elevate and those that diminish its emotional potential, striving for refinement and excellence in the emotional realm.

### ↑ Exaltation (Mars):

With Mars in exaltation, the sixth line develops a remarkable ability to distinguish and cultivate experiences that lead to emotional refinement. For example, it might intentionally end a draining relationship to create space for deeper, more uplifting connections, demonstrating a commitment to maintaining emotional integrity. This selective discernment turns into a gift that elevates not only the sixth line's emotional state but also its environment.

The sixth line's mastery lies in maintaining high emotional standards without compromise. It navigates the emotional realm with precision, naturally attracting and nurturing relationships and experiences that support the highest expression of feeling. Its role model nature inspires others to recognize and pursue superior emotional connections, showing how discernment and cultivation lead to elevated emotional environments.

### ↓ Detriment (Moon):

With the Moon in detriment, the sixth line can fall into a pattern of excessive tolerance, where the desire for harmony overrides its natural discernment. For instance, it might stay in a draining friendship out of a desire to avoid conflict, allowing inferior emotional connections to persist. This unwillingness to release lesser experiences diminishes its potential for emotional refinement.

Under this influence, the sixth line's drive for emotional excellence becomes compromised by passive acceptance. Like a garden overtaken by weeds, its inability to enforce standards allows lesser forces to dilute its emotional potential. To overcome this challenge, the sixth line must balance its receptivity with the strength to maintain boundaries, learning that true emotional refinement requires both grace and the power to uphold its standards.



### **Conscious Saturn - Jupiter Cycle: Environmental**

During this cycle, you may notice someone who brings a grounded and steady energy to the gate and line imprinted by Saturn in your chart. This person's energy reflects Saturn's disciplined and structured nature, infusing the environment with a sense of order and responsibility. Through their role as a figure of focus and commitment, they bring conscious attention to the themes associated with this gate and line.

However, because this activation does not create a channel in your design, your Inner Authority is unlikely to pay direct attention to this energy. Instead, their presence serves as a background influence within the environment, subtly encouraging you to reflect on themes of discipline, accountability, and long-term stability in the areas tied to this part of your chart. Their influence may help you consider how you can consciously build stronger foundations and embrace responsibility in alignment with your personal growth.

### **Gate 30: The Clinging Fire**

#### **Freedom recognized as an illusion and limitation accepted as a fate.**

Gate 30 embodies a profound capacity for feelings, desire, and longing, forming the emotional foundation of life's experiences. As part of the Abstract Sensing Circuit, it is driven by a hunger for new experiences, even when it doesn't fully understand what it longs for. This gate's primary challenge lies in managing its desires with emotional clarity and patience, avoiding impulsiveness or becoming overwhelmed by unfulfilled expectations. Approaching new experiences with a sense of 'coolness' and emotional balance allows Gate 30 to navigate life without taking outcomes personally. While initial desires or mental expectations often don't align with actual results, this gate thrives when it embraces the unexpected twists of life, known as the 'Fates,' which lead to discovery and growth. Wisdom emerges when Gate 30 learns to honor the journey itself, rather than fixating on achieving specific outcomes.

Deeply connected to the energy of desire and emotional intensity, Gate 30 reflects the raw and transformative power of feelings. Its emotional depth allows it to use feelings as a compass, guiding it through life's rich tapestry of experiences. Without emotional clarity, its constant longing can feel overwhelming, but when aligned with Inner Authority, Gate 30 navigates its emotional landscape with grace and resilience. Its true gift lies in its ability to feel deeply and authentically, inspiring others to embrace the unpredictability of life. By honoring its desires without attachment to specific results, Gate 30 transforms its emotional hunger into a source of empowerment and fulfillment, finding meaning in the ever-changing flow of experience.

#### **Additional Gate Information:**

- Incarnation Crosses: Contagion, Fates, Industry
- Incarnation Quarter: Mind (Initiation) - Aquarius
- Energy Circuit: Sensing (Abstract)
- Amino Acid: Glutamin
- Anatomy: Solar Plexus
- Gene Keys: Desire (Over-serious-Flippant) - Lightness - Rapture



## Line 6: Enforcement - No Fixing

The discipline to maintain right action.

↑ **Mars:** The assertiveness to purge the inferior while accepting to lead the weak. The strength to eliminate negative feelings.

↓ **Moon:** An inherent peacefulness that all too often will abide the presence of inferior forces. A lack of strength in eliminating negative feelings.

- Line Quality: Transition maturation with a perspective beyond the gate and circuit. The role model.

- Transition: 55.1 - Cooperation

The sixth line of Gate 30 takes on a role model perspective, seeking the ultimate emotional experience by recognizing and connecting with superior or high-quality forces. Like a connoisseur of feeling, it naturally discerns between experiences that elevate and those that diminish its emotional potential, striving for refinement and excellence in the emotional realm.

### ↑ Exaltation (Mars):

With Mars in exaltation, the sixth line develops a remarkable ability to distinguish and cultivate experiences that lead to emotional refinement. For example, it might intentionally end a draining relationship to create space for deeper, more uplifting connections, demonstrating a commitment to maintaining emotional integrity. This selective discernment turns into a gift that elevates not only the sixth line's emotional state but also its environment.

The sixth line's mastery lies in maintaining high emotional standards without compromise. It navigates the emotional realm with precision, naturally attracting and nurturing relationships and experiences that support the highest expression of feeling. Its role model nature inspires others to recognize and pursue superior emotional connections, showing how discernment and cultivation lead to elevated emotional environments.

### ↓ Detriment (Moon):

With the Moon in detriment, the sixth line can fall into a pattern of excessive tolerance, where the desire for harmony overrides its natural discernment. For instance, it might stay in a draining friendship out of a desire to avoid conflict, allowing inferior emotional connections to persist. This unwillingness to release lesser experiences diminishes its potential for emotional refinement.

Under this influence, the sixth line's drive for emotional excellence becomes compromised by passive acceptance. Like a garden overtaken by weeds, its inability to enforce standards allows lesser forces to dilute its emotional potential. To overcome this challenge, the sixth line must balance its receptivity with the strength to maintain boundaries, learning that true emotional refinement requires both grace and the power to uphold its standards.



### **Unconscious Saturn - Jupiter Cycle: Environmental**

During this cycle, your form may become aware of someone who embodies the stabilizing and disciplining energy of Saturn, expressing the themes of the gate and line imprinted with precision, structure, and resilience.

This person's presence may illuminate the value of boundaries and measured release within you, encouraging a deeper understanding of discipline and the structured energy of this gate and line. Their influence may feel grounding, offering a sense of stability or a framework to navigate physical or material challenges. However, their impact is primarily intended to enrich the environment around you, as this activation does not form a channel in your design. As a result, your inner authority is unlikely to engage directly with this energy.

### **Gate 49: Revolution**

**Ideally the transformation of forms based on the highest principles and not simply for power.**

Gate 49 represents a profound connection to the emotional systems that govern tribal resources and relationships. It operates through Tribal ratchet/fast release emotional waves, which influence the perception of needs and principles over time. This gate plays a critical role in establishing principles for resource distribution, determining how and why resources are allocated within the tribe. Its sensitivity to the emotional climate allows it to sense when change or even revolution is necessary, but this same sensitivity requires careful awareness of emotional fluctuations to avoid hasty rejections or decisions. Gate 49's strength lies in its ability to discriminate and organize tribal resources effectively, ensuring the survival and well-being of the community. However, its principles are closely tied to its emotional states, creating moments of acceptance or rejection that can shift depending on where it is within its emotional wave.

To maintain its effectiveness, Gate 49 must prioritize clear and constant communication, as its principles and perceptions are subject to change with the natural rise and fall of emotions. It holds the power of exclusion, but this power is most effective when used as a last resort rather than a reaction to fleeting emotional states. When perceived as unprincipled or not serving the tribal good, Gate 49 risks rejection, emphasizing the importance of emotional clarity before taking action. Its fluctuating awareness of need and principle means it may view situations differently at emotional peaks versus valleys, requiring patience and restraint to ensure sound judgment. By adhering to the mantra "Stay in communication and don't act in the moment," Gate 49 can navigate its emotional waves with wisdom, ensuring its decisions serve the tribal good and uphold the principles that sustain tribal survival.

#### **Additional Gate Information:**

- Incarnation Crosses: Explanation, Principles, Revolution
- Incarnation Quarter: Mind (Initiation) - Aquarius
- Energy Circuit: Tribal
- Amino Acid: Histidin
- Anatomy: Solar Plexus
- Gene Keys: Reaction (Inert-Rejecting) - Revolution - Rebirth



## Line 2: The Last Resort - No Fixing

**↑ Earth:** The determination to exhaust every possible peaceful avenue for change and then when satisfied that no other course is possible, to plan in detail before revolution is attempted. The potential to explore every avenue before rejecting.

**↓ Pluto:** Not Active (active from 2035.05.15) - The overwhelming revolutionary urge that is impatient with accommodation and negotiation. The tendency here is the coup d'etat that has little general support. Impatience with accommodation.

- Line Quality: Projection inwards. No subjective ability to see in. The natural.

Line 2 possesses a natural ability for planning and evaluation that is visible to others but often invisible to itself. Line 2 instinctively explores every possible avenue to ensure that principles are honored, carefully planning before resorting to rejection as a revolutionary response to their violation.

### ↑ Exaltation (Earth):

The Earth supports Line 2's steady and thorough evaluation process, which others observe through its projective field. For example, Line 2 may methodically progress from calmly explaining principles to issuing a clear warning, allowing time for others to adjust or align. This visible commitment to careful exploration provides a solid basis for rejection when necessary.

Line 2's patient and measured approach stabilizes daily life by grounding principles in structure. Whether addressing household order or deeper tribal values, others trust Line 2's ability to thoroughly explore all possibilities before taking action. This steady presence earns respect and reinforces the tribe's reliance on its principled nature.

### ↓ Detriment (Pluto):

Pluto introduces impatience that disrupts Line 2's natural thoroughness, leading to hasty rejection. For instance, Line 2 might skip essential steps of explanation, assuming others fully understand its principles when, in reality, they may have misheard or misunderstood. This rush to judgment prevents meaningful dialogue and resolution, creating unnecessary conflict.

When impatience takes over, Line 2's usual stability becomes erratic. What could have been resolved through patient clarification or acknowledgment of differing customs instead escalates into immediate rejection. Such abruptness erodes trust, as others perceive Line 2 as harsh and unforgiving, ultimately discouraging long term connection and collaboration within the tribe.



## Root Center

P/D	Gate & Line	Fixing	Filter	Jupiter 5th Return
Personality	60.4	None	Pluto	Environmental
Design	60.1	None	Pluto	Environmental

### Conscious Pluto - Jupiter Cycle: Environmental

During this cycle, you may encounter someone whose presence feels deeply intense and transformative, embodying Pluto’s energy of power and renewal. This person’s energy activates the gate and line imprinted by Pluto in your chart, bringing depth and focus to the environment. Through their alignment with truth and the cycles of transformation, they highlight and draw conscious attention to the themes associated with this gate and line.

However, because this activation does not create a channel in your design, your Inner Authority is unlikely to pay direct attention to this energy. Instead, their presence serves as a background influence within the environment, subtly encouraging you to reflect on themes of transformation, surrender, and personal power in the areas tied to this part of your chart. Their influence may inspire you to uncover hidden truths, embrace renewal, and align with your deepest sense of authenticity.

### Gate 60: Limitation

**The acceptance of limitation is the first step in transcendence.**

Gate 60, known as Limitation, expresses itself as a foundational source of mutation energy, bringing forth change in ways that cannot be controlled by human will. This gate operates by accepting limitations without seeking mental escape routes, often experiencing periods of melancholy during waiting phases. When joined with Gate 3, it creates the Channel of Mutation, which enhances the potential to release old patterns and manifest new developments. The nature of this gate requires accepting periods of restriction while patiently awaiting the natural lifting of limitations.

The strength of Gate 60 emerges through navigating irregular cycles of limitation and breakthrough, with effectiveness coming through embracing rather than resisting constraints. Its creative power actually develops most strongly during times of apparent restriction rather than freedom, requiring a deep honoring of natural timing rather than trying to force mutation. Through accepting limitations rather than fighting them, this gate serves the process of innovation and facilitates transformation through surrender rather than strategic control.

### Additional Gate Information:

- Incarnation Crosses: Laws, Limitation, Distraction
- Incarnation Quarter: Spirit (Mutation) - Capricorn
- Energy Circuit: Individual
- Amino Acid: Isoleucin
- Anatomy: Colon
- Gene Keys: Limitation (Unstructured/Rigid) - Realism - Justice



#### Line 4: Resourcefulness - No Fixing

↑ **Mercury:** The reasoned and intelligent maximization of potential within limitations. The maximization of potential within limitation.

↓ **Venus:** A tendency in times of limitation to seek the inner meaning of the restriction rather than using its gifts to find a harmonic application within the limitation. The former leads to withdrawal and the latter to transcendence. The energy to know rather than accept limitation at the expense of possible mutation, leading to depression.

- Line Quality: Fixed on externalizing its single track quality.

Line 4 in Gate 60 carries a unique transpersonal advantage through its fixed, externalized awareness that mutation exists beyond limitation. Its natural recognition of the mutative potential of Gate 3 across the channel allows it to work resourcefully within constraints while maintaining a deep knowing that transformation is inevitable. This externalized perspective helps others see how to maximize potential during periods of limitation, rather than becoming lost in restriction.

#### ↑ **Exaltation (Mercury):**

With Mercury exalted, Line 4 demonstrates a reasoned intelligence about working within limitations that naturally radiates to others. For example, its ability to recognize Gate 3's mutative potential across the channel allows it to release the pressure to force change. Instead, it models resourceful engagement with present circumstances, showing others how to balance patience with practical action.

Mercury enhances Line 4's capacity to communicate practical approaches to limitation while remaining aware of future transformation. Its fixed, externalized perspective teaches others how to make the most of current constraints without falling into melancholy from waiting for breakthrough. By focusing on productive activities within boundaries, Line 4 becomes a natural teacher of resourceful engagement.

#### ↓ **Detriment (Venus):**

With Venus in detriment, Line 4's externalized nature can become overly focused on seeking deeper meaning in limitation, rather than demonstrating practical application. For instance, its tendency to publicly process restriction through philosophical understanding might lead to visible withdrawal, impacting those who look to it for guidance. This creates a pattern where contemplation overshadows resourceful action, leaving opportunities unrealized.

Venus amplifies Line 4's inclination to externalize moral judgments about limitation, dividing experiences into "good" or "bad" rather than working with what is. This can result in broadcasting a struggle with constraints that fosters collective stagnation or depression. However, this visible withdrawal can ultimately serve as a reminder to others of the importance of shifting from seeking meaning to practical engagement with limitation.



### **Unconscious Pluto - Jupiter Cycle: Environmental**

During this cycle, your form may become aware of someone who embodies the transformative and penetrating energy of Pluto, expressing the themes of the gate and line imprinted with depth, regeneration, and vital exchange.

This person's presence may bring an unconscious awareness of cycles of breath, transformation, or assimilation within you, encouraging alignment with the profound and renewing energy of this gate and line. Their influence may feel penetrating, subtly inviting you to connect with the deeper rhythms of environmental exchange or cycles of vital force. However, their impact is primarily intended to enrich the environment around you, as this activation does not form a channel in your design. As a result, your inner authority is unlikely to engage directly with this energy.

### **Gate 60: Limitation**

**The acceptance of limitation is the first step in transcendence.**

Gate 60, known as Limitation, expresses itself as a foundational source of mutation energy, bringing forth change in ways that cannot be controlled by human will. This gate operates by accepting limitations without seeking mental escape routes, often experiencing periods of melancholy during waiting phases. When joined with Gate 3, it creates the Channel of Mutation, which enhances the potential to release old patterns and manifest new developments. The nature of this gate requires accepting periods of restriction while patiently awaiting the natural lifting of limitations.

The strength of Gate 60 emerges through navigating irregular cycles of limitation and breakthrough, with effectiveness coming through embracing rather than resisting constraints. Its creative power actually develops most strongly during times of apparent restriction rather than freedom, requiring a deep honoring of natural timing rather than trying to force mutation. Through accepting limitations rather than fighting them, this gate serves the process of innovation and facilitates transformation through surrender rather than strategic control.

#### **Additional Gate Information:**

- Incarnation Crosses: Laws, Limitation, Distraction
- Incarnation Quarter: Spirit (Mutation) - Capricorn
- Energy Circuit: Individual
- Amino Acid: Isoleucin
- Anatomy: Colon
- Gene Keys: Limitation (Unstructured/Rigid) - Realism - Justice





## Line 1: Acceptance - No Fixing

↑ **Venus:** The ability to maintain inner harmony when confronted by external limitations. Harmonic energy that can deal with external limitation.

↓ **Mercury:** The drive for diversity, that when limited can become restless and agitated. Restless energy when confronted with external limitations.

- Line Quality: Introspective and investigating.

Line 1 in Gate 60 operates at the foundation of dealing with limitation through investigation and introspection. It explores the basic dynamics between harmony and restriction, driven by an introspective quality that investigates both its inner response to limitations and the nature of the limitations themselves.

### ↑ Exaltation (Venus):

With Venus exalted, Line 1 demonstrates an innate capacity to maintain inner peace even when facing external constraints. For example, its investigative nature leads it to explore how harmony can coexist with limitation, revealing that acceptance provides a strong foundation for navigating the mutative process. This ability to embrace restrictions supports growth and transformation.

Venus enhances Line 1's introspective quality, allowing it to see limitation and harmony as complementary forces rather than opposites. Its investigation into this dynamic reveals that maintaining inner peace during times of restriction creates a stable platform for genuine transformation, enabling mutation to emerge naturally without resistance.

### ↓ Detriment (Mercury):

With Mercury in detriment, Line 1's investigative nature can become overly fixated on the discomfort of limitation. For instance, it might focus on feelings of restlessness and agitation when faced with constraints, intensifying an instinctive resistance to restriction. This fixation can lead to deep melancholy, as Line 1 struggles to reconcile its desire for movement with enforced stillness.

However, Mercury's influence also offers an opportunity for self-awareness. Line 1's introspection allows it to use this agitation as a tool, transforming resistance into a pathway for recognizing the necessity of acceptance. By investigating the tension between restlessness and limitation, Line 1 can ultimately access the inner harmony needed for genuine mutation.



## The Not-Self: Your Undefined Centers

---

All of your undefined Foundation Centers are conditioned in this cycle.



## Conclusion

---

So, there you have it! Your Jupiter Cycle explained in great detail. It's truly exciting to see everything mapped out and to know how these themes will unfold during this period of your life.

Throughout this report, you've been reminded that just because a theme is imprinted by the Jupiter Cycle program, it doesn't mean you are obligated to engage with it. Your Inner Authority exists for a reason—it is there to guide you in choosing what is correct for you to interact with.

If you continue to rely on your mind for decisions, then it becomes "fait accompli." The mind will see everything as important and insist on engaging with it all. This is precisely what the conditioning program desires: for you to follow the mind so it can control your decisions. When this happens, you risk being herded along, living a life that isn't truly yours—just like so many others.

We wish you a wonderful Jupiter Cycle and hope you find the strength and purpose to embody who you truly are. May this year be a profound journey of alignment and self-discovery!

[Foundation Talking Chart](#)



[Foundation Report](#)





[WWW.GENETICMATRIX.COM](http://WWW.GENETICMATRIX.COM)



GENETICMATRIX



GENETIC\_MATRIX

Industry-leading Human Design & Astro HID software since 2008.

Specialising in Human Design Talking Charts & Reports.

Access over 500 chart views at Pro level.